

EXERCITATIO
ANATOMICA DE
MOTV CORDIS ET SAN-
GVINIS IN ANIMALI-

BVS,
GVILIELMI HARVEI ANGLI,
Medici Regii, & Professoris Anatomie in Col-
legio Medicorum Londinensi.



FRANCOFVRTI,
Sumptibus GVILIELMI FITZERI.

ANNO M. DC. XXVIII.

*Io Frid. Blumenbach
Goett. m. Mayo 1774.
Naturd species ratioque*

MEDICINE, TRAVEL & ANTHROPOLOGY

from the Library of Johann Friedrich Blumenbach

A Catalogue of the Blumenbach/Herbst Collection
With a Supplement from our Stock

Catalogue Six

Jeremy Norman & Co., Inc.
442 Post St., San Francisco
California 94102 U.S.A.

Telephone: (415) 781-6402
Cable: LOGOS, San Francisco

All items are guaranteed as described. Prices are net and subject to change. Shipping charges will be added unless remittance accompanies order. Residents of California please add appropriate sales tax. All books are packed with great care and sent fully insured. Valuable transoceanic shipments will be forwarded by registered airmail at customer's expense unless we receive other instructions. All purchases may be returned within two weeks of receipt.

Customers who have not purchased from us before should send payment with order, or supply trade references in the United States. Institutions may receive deferred billing upon request.

Our telephone number is (415) 781-6402. Office hours are 10 a.m. - 6 p.m., Monday through Friday.

The code word for this catalogue is SEX. It will be construed as "From Catalogue 6 send the following items. . . ." Our cable address is LOGOS, San Francisco.

Foreign customers should pay by cashier's checks in U.S. dollars, or by U.S. dollar checks from U.S. bank accounts. Customers paying by European checks or "Eurochecks" written in U.S. dollars should add \$10.00 for collection charges.

Note to the trade: Under the terms of our consignment agreement, prices of books in the Blumenbach/Herbst collection must be net to all.

Explanation of some terms used in our catalogue: We have used the general terms "annotations" and "notes" to cover not only actual phrases and sentences but also

underlining and symbols. However, when "annotations" have consisted of more than underlining or symbols we have generally indicated this by an estimate of the number of lines of written comment.

Our measurements indicate page size.

This catalogue was written and edited by Jeremy M. Norman and Davida Rubin. Photography by Martin D. Krikorian. Cover by Ross Design.

Most of the illustrations are reduced, and some represent details from illustrations rather than the complete original plate.

The illustration on the front cover is from 45. Berengario da Carpi, *Commentaria* [1521]. The back cover reproduces the booklabel of Johann Friedrich Blumenbach, with his signature, and that of E. F. G. Herbst, to whom his books passed, beneath it.



©Copyright 1979 Jeremy Norman & Co., Inc.
Printed in the United States of America

THE BLUMENBACH/HERBST COLLECTION

Traverse City, Michigan, a resort community sometimes called "The Cherry Capital of the World," seemed like an unlikely location for a first edition of Harvey's *De motu cordis* (1628). Nevertheless, early in 1977, I was on the track of a copy there. I received a letter from Robert M. Herbst of Lake Leelanau, an even smaller resort town outside of Traverse City, summarizing his library of more than 500 medical and travel books. Most of Herbst's library had been assembled by that celebrated 18th century polyhistor, Johann Friedrich Blumenbach, whose name was already familiar to me as the founder of anthropology.

The list of books which Herbst sent to me was mouth-watering—first editions of Harvey, Berengario da Carpi, Vesalius, etc., etc., and important travel books which Blumenbach used and annotated. I knew that among his diverse publications Blumenbach had compiled one of the first subject bibliographies of medical historical literature—*Introductio in historiam medicinae litterariam* (1786; item 63). From Herbst's list it was clear that he



E. F. G. Herbst, discoverer of "Herbst's cells or corpuscles" and persorption, from a photograph c. 1880 in the possession of Robert M. Herbst.

had some of the very books used by Blumenbach to compile that bibliography. What Herbst described seemed to be a large portion of Blumenbach's working library, many books Blumenbach used for his own wide-ranging researches, books presented to him by his students and colleagues, and even annotated working copies of some of his own publications. Many of the books were outstanding collectors' items in themselves, but what was most extraordinary was that the books were part of a single important library assembled c. 1775–1840. It was hard to believe that this collection had remained intact until the present. When Herbst casually mentioned that he looked forward to hearing of my "possible interest in these books", I hastened to reply in the affirmative.

Now that our catalogue is finally complete, I would like to relate the history of the collection and to point out some of its highlights within the context of the careers of its original owner, Blumenbach, and the three very long-lived members of the Herbst family who have held it over the past 140 years.

The first Herbst to own the Blumenbach books was Robert Herbst's grandfather, Ernst Friedrich Gustav Herbst (1803–93; see portrait). Gustav Herbst, as he preferred to be known, was a pupil and later colleague of Blumenbach at Göttingen. We now know that he purchased the books at the auction of Blumenbach's library in 1840 (see illustration and supplement item S17a). Study of the printed auction catalogue suggests that Herbst purchased about one-fifth of the total Blumenbach library, and that Herbst's selection reflected both his taste for rare medical classics as well as his own particular research interests in anatomy and physiology. After receiving his M.D. at Göttingen, Herbst remained there as "Privat Dozent." He became an assistant under Blumenbach in the "Museum," was appointed assistant librarian for the medical faculty, was awarded a Blumenbach Fellowship for study in London, and was eventually appointed "Ausserordentlich Professor" on the Göttingen medical faculty.

Today E. F. Gustav Herbst is probably most often remembered for his discovery of the so-called "Herbst's bodies or corpuscles"—the sensory terminals in the skin of the beaks of birds. These he first described in *Ueber die Pacinischen Körper und ihre Bedeutung* (1848; Dobson, *Anatomical eponyms* [1962]92). In addition, Herbst published experiments describing the appearance of starch particles in the lymph and subsequently in the blood after ingestion of massive doses of starch in the stomach of dogs. The validity of this observation, long discredited, has only recently been recognized. The phenomenon, now known as persorption, has been named the "Herbst Effect" in the German literature. These observations appeared in Herbst's book on the lymphatic

V e r z e i c h n i s s
 der vom
 weil. Obermedicinalrath Blumenbach
 nachgelassenen
B ü c h e r,
 welche
 Montags den 27. Juli 1840
 und an den folgenden Tagen
 Abends von 6 bis 8 Uhr
 in der
 Wohnung des Univ. = Gerichts = Procurators
 Fr. Just. Schepeler
 an der Südenstraße
 meistbietend verkauft werden sollen.

Göttingen, 1840.

Dieses Verzeichniß wird durch den Buchbinder Menzel
jun. (Nro. 443. Südenstraße) ausgegeben.

Kostet 4 Pf. zum Besten der Armen.

S17a. Catalogue of the auction of Blumenbach's library, from which the present collection was formed.

system, *Das Lymphgefäß-system* (1844; Leiber & Olbert, *Die klinischen Eponyme* [1968]198).

Herbst's neat signature can frequently be found in the books near that of Blumenbach. Herbst did not have Blumenbach's habit of annotating the books, but he did apply his librarian's classification system to his own private library. Neatly pencilled on the rear pastedown of many volumes are such abbreviations as "Hist. Nat.", "Anat.", etc. With a librarian's expert knowledge, Herbst selected many of the choicest and most valuable books in Blumenbach's library. The collection also contains significant books such as Wagner's *Physiologie* (4 vols., 1842-53; item 531), and other books presented to Herbst by their authors.

Robert M. Herbst prepared for me a brief history of the Blumenbach/Herbst collection from the death of his

grandfather in 1893 to the present. The books remained in Göttingen until 1900 when they were shipped to Zurich, and from Zurich to New York. Robert M. Herbst's father, Robert Philipp Herbst (1849-1930), left Göttingen about 1866 to pursue a business career in America, leaving home at the early age of 17 to avoid conscription in the Prussian Army. Not being a scientist, Robert Philipp Herbst stored the books as family heirlooms, and willed them to his son, the present owner, who had shown an early interest in the library. A professor of organic chemistry, now retired in Lake Leelanau, Michigan, Dr. Robert M. Herbst taught at Columbia University, New York University, and at Michigan State University in East Lansing. Early in his career he came into contact with the great historian, Howard Adelman, and others who stimulated his researches on the Blumenbach/Herbst collection. He prepared a very comprehensive cross-index of the collection, which was of considerable assistance to us in preparing this catalogue.

The 555 item catalogue of the Blumenbach/Herbst collection, and our own supplement of 124 items, reflect a cross-section of the extremely diverse interests of Johann Friedrich Blumenbach (1752-1840), one of the most influential contributors to the history of anthropology, comparative anatomy, and natural history in general. From the ownership inscriptions in some of the books, Blumenbach developed his scholarly interests at an early age. His earliest dated acquisition in our catalogue is item 409. Peyer, *Parerga anatomica* (1682). Blumenbach acquired this technical medical book when he was only 15 years old, studying at the Gymnasium at Gotha. In 1769 Blumenbach completed his Gymnasium studies and enrolled at the University of Jena. K. F. Marx, Blumenbach's personal physician and biographer, points out¹ that Blumenbach selected Jena mainly because he wanted to attend the medical lectures of Carl Friedrich Kaltschmied (1706-69; G-M 3424.1), but on the very day Kaltschmied's lectures commenced, Kaltschmied dropped dead from apoplexy at a wedding dance for one of his friends. Blumenbach's inscription in his copy of the first edition of Eustachi's *Tabulae anatomicae* (1714; item 178) indicates that he purchased it at the auction of Kaltschmied's books in 1770. The same year Blumenbach also purchased item 322. Lieutaud; and in 1771, item 61. Blankaart. Unfortunately Blumenbach did not always take special care to date his ownership inscriptions, and our chronology of his book acquisition is consequently spotty.

After studying at Jena for three years, Blumenbach transferred to the more famous university at Göttingen in 1772. Not only was he occupied with the medical

¹Bendyshe, *The anthropological treatises of Johann Friedrich Blumenbach* (1865; reprint 1977) 43. See item 518.

course, but also with the care of a natural history collection and with anthropological ideas. His burgeoning interest in these latter subjects is reflected in his acquisition of item 475. Solinus, *De memorabilibus mundi* (1512) in 1772 and item 2. Acosta, *Historie naturael en morael van de Westersche Indien* (1624) in 1773.

Blumenbach's medical acquisitions at this period include some of the fundamental works in anatomy and physiology. Certainly the most extraordinary is his copy of Harvey's *De motu cordis* (1628; item 240), which he acquired in 1774 at the age of only 22! His extensive annotations on the fly-leaves record his study of its rarity and bibliographical history. Also noteworthy is the Latin motto beneath his signature on the title (see frontispiece to this catalogue): "Naturae species, ratioque." While we cannot translate this brief phrase with exactitude, we think "the appearance of nature, and its theory" or "the appearance of nature, and its plan" might be appropriate. Blumenbach seems to be saying that the scientist must interpret nature. This phrase might have been his motto, at least early in his career, as he published it on the verso of the title page of the first edition of his M.D. dissertation, *De generis humani varietate nativa* (1775; *Printing and the mind of man* 219).



S15. Portrait of Blumenbach c. 1800.

In this celebrated thesis published when he was 23, Blumenbach essentially founded scientific anthropology. He was one of the first scientists to view man as an object of natural history and saw in him "the most perfect of all domesticated animals." Yet he was careful to emphasize the differences between man and the lower animals, and his data were later used for evidence against Darwinism. In his dissertation one can find the first reliable survey of the characteristics and distribution of the human races.

The first edition of the dissertation included Blumenbach's division of mankind into four races, based on selected combinations of head shape, skin color and hair form. In the second edition of 1781 (item S10) he found it necessary to expand this division into five races, but his famous terms "Caucasian, Mongolian, Ethiopian, American, and Malayan" were not used until the third edition of 1795 (item S13; Bendyshe 99). Some writers have called Blumenbach the founder of scientific racism because his pentagenist arrangement was the first that proved successful, and is the foundation on which all subsequent racial divisions have been based. Nevertheless, Blumenbach attacked all political and social abuses of anthropological ideas, especially the slave trade. He was particularly incensed by the notion that black men were inferior to whites, and Bendyshe (57) notes that he had a collection of books written by black authors (see item 18. Equiano, *Olaudah Equiano's oder Gustav Wasa's, des Afrikaners merkwürdige Lebensgeschichte von ihm selbst geschrieben*). However, Blumenbach did believe the skull of a Georgian woman in his collection to be the most symmetrical and perfect and with this point in mind gave the name Caucasian to the Indo-European race.

Blumenbach's skull collection, the greatest of his day, was the principal foundation for his investigations into the natural history of mankind. He published a catalogue of it in the form of six thin pamphlets called *Decades*, plus a supplement, during 1790–1828. For obvious reasons this set of pamphlets is practically never found complete, especially with the supplement, as in our item S12.

Unlike some anthropologists, Blumenbach did not travel outside of Europe, and thus relied for research data on museum collections, on specimens sent to him by travelers world-wide, and on information to be found in the literature both of medicine and of voyages and travels. One early acquisition to which he must have referred with great frequency was item 378. *Museographia* (1727; purchased in 1774)—a guide to museums throughout the world. Blumenbach left heavy annotations in the sections concerning natural history and anatomical collections. A work which certainly supplied him with both anatomical information on man and data on the primates was item 506. Tulp, *Observationes medicae* (1652). The book includes the first use in Europe of the term "orang-outang," and Blumenbach correctly noted

in his copy that what Tulp was describing was actually a chimpanzee.

For anatomical data on the diverse peoples of the world Blumenbach searched the medical literature, both ancient and modern. In footnotes to editions of his dissertation he cites item 45. Berengario da Carpi, *Commentaria . . . super Mundini* (1521) and item 517. Vesalius, *Fabrica* (1555). Because his inscriptions in these important books are undated we cannot know for sure whether or not the copies in the collection were used for his early researches. Other classic works definitely used in his early researches were item 134. Coiter—a work of virtually legendary rarity—and Albinus' highly useful edition of Fabricius' embryological and anatomical works (item 182; acquired in 1777).

Voyage and travel accounts in the collection include records of visits to most parts of the world, and were probably selected for their anthropological data both physical and cultural. Among the important early travel accounts are 427. Rauwolf, 341. Magnus, and 198. Frobisher, which respectively document the Middle East, Scandinavia, and North America. Another account of particular anthropological interest is the very small book by Örn (item 390). This appears to be the first account of Lapland written by a Lapp.

Concerning peoples of the Pacific Islands Blumenbach assembled a collection of publications relating to Cook's voyages. What remains in the Blumenbach/Herbst collection is a small group of ephemera including items 193. and 194. Forster. Item 388 concerns Oberea, Queen of Tahiti, and the celebrated Omai. Characteristically Blumenbach has made notes cross-referencing passages on Tahitian sexual practices to the account given by Hawkesworth of Cook's first voyage. Several of the books in the collection tend to have risqué qualities which Blumenbach with his anthropologist's taste for variations in sexual behavior never failed to point out in his notes.

Another subject which combined Blumenbach's medical and anthropological studies was Egyptian mummies. On a trip to London Blumenbach examined several mummies, and wrote his *Observations* on them, addressed to Sir Joseph Banks, with whom he visited on the tour. Item 68 is the offprint of Blumenbach's paper, which he wrote in English. The collection also contains what Blumenbach believed to be the first monograph on Egyptian mummies—Strüppe's obviously rare pamphlet of 1574, both in its Latin and German versions (items 169 & 170; see also 167–71).

Blumenbach's trip to London was exceptional for him as he never otherwise travelled beyond Germany, Switzerland, and France. Through extensive correspondence and exceptionally wide social contacts (he was a member of no less than 78 scientific societies) and through his

hundreds of important students, many of whom undertook expeditions to far-away lands, he was apparently able to assemble more than sufficient data. Among his students were some of the greatest scientific travelers of the 19th century: Alexander von Humboldt (1769–1859), Georg Heinrich von Langsdorff (1774–1852), Prince Maximilian von Wied (1782–1867). Together these men authored some of the most spectacular travel books of all time. It is a pity that the collection does not contain the presentation copies which they undoubtedly sent Blumenbach. However, our supplement does contain Humboldt's great *Kosmos* (1845–62; S72) and the *Travels in Arabia* (1829; S20) of Johann Ludwig Burckhardt (1784–1817), yet another Blumenbach student.

Throughout the notes to each catalogue entry we have tried to make connections between the books for sale and Blumenbach's scholarly contributions. His scholarly output was enormous, and our catalogue contains only a representative sampling of his writings. Among those not already mentioned is item 62. *Prolusio anatomica de sinibus frontalibus* (1779). This records the lecture he delivered on appointment as ordinary professor of medicine at Göttingen. Bendyshe (19) notes that Blumenbach was the first to distinguish the nature and destination of the frontal sinuses, as well as their condition in disease.

Item 64. *Specimen physiologiae comparatae inter animantia calidi et frigidi sanguinis* (1787), interleaved and with more than 1000 words of autograph notes, has particular interest for illustrating the different styles of handwriting Blumenbach used at different stages of his life. Adept in many languages, Blumenbach characteristically annotated books in the languages in which they were published. The page illustrated here has notes in German, French, Latin, and English. The scraggly hand at the bottom of the page was the result of his switch from writing with his right hand to his left after a stroke. Although he lived to the age of 88, he apparently never wore spectacles, and was able to return to writing with his right hand at the age of 87! "If you ever got him to talk on the chapter of writing, he took care never to forget to recommend the art of writing handily in your pocket, which had been of great service to him on diplomatic missions, through the agency of a short thick lead-pencil and strong parchment paper" (Bendyshe 38).

Apart from anthropology Blumenbach's most influential writings were on comparative anatomy and natural history. His textbook on comparative anatomy (item S16) was epoch-making. Blumenbach believed that he was the first, at least in Germany, to lecture on comparative anatomy, and that his text book was the first to deal with the entire subject.

A major lacuna in the Blumenbach/Herbst collection is Blumenbach's *Handbuch der Naturgeschichte* (1806–11) which is present only in translation (e.g. first French

Monro fat gaffer af nins manoffilidvorts 9/8 Dting
unter wofter blink: der d'pud 5 der 6 d'nd, bracht nins
fropf ge refpirt, on fischer 766.

Ranos in vapor aqua felle et fingu, non in V& Dulis
vapore. Loder. Testi. Haller 6. p. 14. p. 162.

mittre in nins alton Uhen (bij Munden) an d'pud 2 jannuall 1772. Hebnolt
in nins alton Uhen in 2e nins Muffenwelle g'novit Diepholz tofatur 1772. fol =
mat. Schmid in Liffers 1819
of Experiences finguliers faites fus la vitalite des Crayons. par M. Herissant
in Journal encyclopedique juill. 1772. T. V. pag. 263. 82.
No La note rapportee a ce fujet dans les off. de la phiff. par l'abbé Rozier 1772. An.
T. V. n'est point exacte ni conforme a la verite.
darrit ge troyl. Voigt xixth Voyez. VIII. p. 507.

2 out **)

Le Cat. Jambin Voyez. XVIIIe p. 264 54

Mindard in 993 96. p. 426 84.
if. fottig. Zaffon Cal. 97. p. 190.
glivins of J. C. W. Voigt d'vina mine-
ralogifit D'griffes 128. wim. 1799. 8.
no J. K. Voigt (aitovd) Stragg's XI 6.
1 B3. p. 133 - 51.

Sam^l Hitchcock's account of Frogs found in
the Earth. in his Memoirs of the American Aca-
demy of Arts & Sciences vol. II. P. 1. p. 63 84. 64
greater nins Crayons found in nins 2. p. 8
20-25 fuf 2. tinfes nins d'vina fropf, which ap-
peared to adhere clofely to the earth, & perfedly
refid & dead. - when they were expofed to the
heat of the fun, in a fhort time, they appeared to
vivify; & foon became full of life & activity. - my
informant tells me that he was himfelf a witness to as
many as 20 or 30 of them.

Foreign Stragg's 26. p. 50
Buckland on the vitality of Frogs enclosed in Stone &
wood (1825) in Zoological Journal no xix. 1830 p. 314 - 20 ~

64. Annotations by Blumenbach in his paper on hot and cold-blooded animals, showing the different handwriting styles which he used at different periods in his life. The scraggly hand at the bottom

apparently dates from the time he switched from writing with his right hand to his left after a stroke. He later recovered writing ability with his right hand.

translation, item 70). However, present in the supplement (S14) is the rare complete run of his 10-part series of illustrations of natural history curiosities, the *Abbildungen naturhistorischer Gegenstände* (1796–1810). The collection also contains many other unusual publications on natural history, of which the most important is Turner's *Avium praecipuarium* (1544; item 507)—the first scientific treatise on ornithology.

Although much of the collection relates to travel, anthropology, and natural history, the bulk of the books, of course, concerns medicine. At the relatively early age of 34 Blumenbach published one of the first subject bibliographies of medical historical literature, his *Introductio in historiam medicinae litterariam* (1786). This work, which predated much of his later researches in other fields, illustrates Blumenbach's early intense interest in medical history and may explain the presence of so many classic works in the collection. It is important for us to remember, I think, that Blumenbach was not an historian of medicine, but a practical researcher in the forefront of the scientific knowledge of his day. He collected his historical books primarily for their practical research value since even some of the Renaissance treatises had not been made fully obsolete by the science of his time. Among the major medical classics not previously mentioned here is an impressive run of publications by the Bartholins (items 26–33 & Supplement S4–6). Items 231–36 represent a significant group of books by Haller.

Besides the first edition of *De motu cordis* (1628), the collection contains some important related works including Harvey's rare response to Riolan (item 242) and other early writings pro and con (items 241, 243). Our supplement contains no less than 18 additional Harvey items, including the second edition of *De motu cordis*, the first and second English translations, and Sir Thomas Millington's copy of Harvey's *De generatione animalium* (1651), bound in contemporary red morocco (item S50). We have attempted to make our supplement a relevant addition to the Blumenbach/Herbst collection and have included in it works by authors already represented in the collection or works whose subject matter parallels the collection as a whole. We hope you enjoy the catalogue.

Jeremy M. Norman

Some additional Blumenbach & Herbst references (not for sale).

BARON, Walter. Evolutionary ideas in the writings of J. F. Blumenbach (1752–1840). *Proc. 10th Int. Congr. Hist. Sci.* (Ithaca, 1962) 2: 945–7. Paris: Hermann, 1964.

BARON, Walter; STICKER, Bernhard. Ansätze zur historischen Denkweise in der Naturforschung an der Wende vom 18. zum 19. Jahrhundert. 1. Die Anschauungen Johann Friedrich Blumenbachs über die Geschichtlichkeit der Natur. 2. Die Konzeption der Entwicklung von Sternen und Sternsystemen durch Wilhelm Herschel. *Sudhoffs Arch.*, 1963, 47: 19–35.


BLUMENBACH's library. *J. Hist. Med.*, 1955, 10: 123–4.

EBSTEIN, Erich. Aus Blumenbachs Studierstube. *Arch. Gesch. Naturwiss. Tech.*, 1912, 4: 234–8.

PLISCHKE, Hans. Johann Friedrich Blumenbachs Einfluss auf die Entdeckungsreisenden seiner Zeit. *Abhandl. Ges. Wiss. Göttingen, Philol. Hist. Kl., new ser.*, 20: viii, 107. Göttingen: Vandenhoeck & Ruprecht, 1937.

HERBST, Gustav. Das Lymphgefäßsystem und seine Verrichtung. *Persorption-eine historische Dokumentation*. Munich: von Heyden, c. 1968.

VOLKHEIMER, G. Über parazelluläre, chylöse Resorptionsmechanismen (Herbst-Effect). *Ernährungsforschung*, 10, nos 2–3: 280–83.




Blumenbach's booklabel with his autograph signature, to which Herbst later added his own name.

SUBJECT INDEX

The numbers refer to the item numbers in this catalogue.

S indicates item in Supplement.

- AFRICA. 101, S91
- ALCHEMY & MAGIC. 92, 93, 190, 412, 493
- AMERICAS. 2, 18, 20, 25, 43, 98, 113, 184, 275, 293, 432, 479, 509, S22, S33, S122
- ANATOMY. 31, 33, 35, 36, 37, 45, 56, 62, 72, 73, 115, 118, 124, 125, 130, 145, 156, 160, 178, 179, 181, 200, 228, 231, 245, 250, 254, 269, 290, 298, 299, 300, 301, 302, 318, 321, 322, 327, 338, 369, 370, 387, 395, 396, 419, 444, 445, 448, 451, 470, 471, 472, 473, 511, 513, 515, 517, 518, S5, S7, S24, S34, S36, S73, S102, S103, S104, S112, S113, S114, S116, S118
- ANESTHESIA. 28
- ANTHROPOLOGY, CULTURAL. 2, 42, 43, 194, 204, 227, 246, 341, 343, 432, 479, S43, S69, S96, S119
- ANTHROPOLOGY, PHYSICAL. 43, 69, 71, 120, 121, 147, 194, 204, 210, 246, 308, 309, 404, 449, 455, 479, 530, S3, S10, S12, S13, S18, S19, S23, S38, S77, S86, S95, S96, S100, S101, S110, S123
- ARABIC MEDICINE. 1, S98
- ARCHAEOLOGY. 271, 291, 320, 378, 389, 422, 434, 435, 468, 545, 554, S43, S44, S124
- ART & MEDICINE. 122, 369, S34
- ASIA. 97, 204, 285, 310, 337, 514, S46, S90
- ASTRONOMY. 282
- AUTOGRAPHS & MANUSCRIPTS. S8, S87
- BIBLIOGRAPHY. 63, 65, 92, 323, 433, 485, S30, S35, S37, S40, S47, S88, S117, S121
- BIOGRAPHY. 313, 550, S65, S80
- BIOLOGY. 393, 504
- BIOLUMINESCENCE. 32
- BOTANY. 38, 194, 312, 325, 381, 427, 495, 502, S32, S42, S44
- CARDIOVASCULAR SYSTEM. 29, 96, 136, 202, 240, 241, 242, 243, 244, 295, 331, 360, 374, 384, 420, 520, S48, S49, S53, S54, S55, S56, S60, S61, S76
- CHEMISTRY. 24, 486, 551
- COLLECTED WORKS. 21, 44, 96, 128, 155, 182, 199, 235, 251, 266, 345, 354, 356, 364, 415, S58, S59, S67, S111
- COMMUNICABLE DISEASES. 23, 105, 379, 446, 467, 494, 552, S28, S82
- COMPARATIVE ANATOMY. 29, 57, 58, 76, 82, 119, 120, 134, 203, 247, 274, 407, 408, 464, S9, S16, S17, S93a, S106, S107, S110
- CURIOSA. 9, 41, 187, 196, 319, 386, 542
- DERMATOLOGY. 225, 281, 438, S28
- DICTIONARIES & GLOSSARIES. 117, 180, 287
- EGYPTOLOGY. 1, 68, 101, 167, 168, 169, 170, 171, 342
- ELECTROPHYSIOLOGY. 510
- EMBRYOLOGY. 29, 55, 134, 221, 222, 233, 421, 489, S50, S51, S52, S89
- EUROPE. 99, 161, 508, S29
- EVOLUTION. 150, 308, 309, 332, 333, S31, S42, S75, S77, S79, S81, S110, S120
- FORENSIC MEDICINE. 100, 176, 249, 436, 466, 492
- GENERAL MEDICINE. 5, 60, 86, 126, 150, 177, 212, 213, 260, 263, 276, 336, 373, 431, 459, 505, 555, S31
- GEOLOGY. 332, 333, 527, 549, S70, S71, S85
- GEOGRAPHY. 133, 293, S22
- GYNECOLOGY & OBSTETRICS. 26, 154, 221, 222, 264, 314, 347, 398, 399, 414, 489, 497, 503, 534, S21, S73
- HERPETOLOGY. 248, S68, S99
- HISTORY OF MEDICINE. 22, 311, S39
- HISTORY OF SCIENCE. 162, 188
- ICHTHYOLOGY. 17, 207
- ILLUSTRATED BOOKS. 45, 56, 125, 178, 205, 206, 207, 271, 517, 519, S21, S24, S68, S73, S110, S113
- LAW. 303, 304, 305, 306, 307
- LYMPHATIC SYSTEM. 30, 123, 218, 241, 256, 353, 394, 403, 405, 443, S93
- MEDICAL CLIMATOLOGY. 1, 131
- MEDICAL PERIODICALS. 3, 61, 109, 287, 328, 367, S1, S4
- MIDDLE EAST. 427, 457, 502, S20, S109
- MILITARY MEDICINE. 402
- NATURAL HISTORY. 25, 54, 67, 70, 74, 75, 81, 84, 107, 108, 110, 114, 188, 237, 268, 270, 271, 291, 324, 339, 378, 389, 416, 428, 475, 491, S14, S72
- NEUROLOGY. 14, 48, 89, 158, 201, 298, 299, 334, 350, 363, 371, 382, 383, 437, 463, 484, 512, 519, 535, S27, S97, S106




271. Jacobsen.

NORTHERN EUROPE & ARCTIC. 12, 294, 341, 390, 514, 578
 OPHTHALMOLOGY. 261, 296, 417, 512, S105
 ORNITHOLOGY. 206, 315, 361, 368, 501, 507
 ORTHOPAEDICS. 72, 73, 102, 200, 245, 269, S24
 OTO-RHINO-LARYNGOLOGY. 7, 124, 125, 144, 164, 289,
 453, 456, 472, 473, S26, S102, S103, S104
 PACIFIC. 142, 194
 PALEONTOLOGY. 257, 320, 346, 481, S81
 PATHOLOGY. 91, 94, 116, 138, 139, 185, 209, 288, 329, 357,
 375, 392, 482, 523
 PHARMACOLOGY. 15, 140, 165, 229, 252, 316, 410, 411, 426,
 461, 487, 516, 526
 PHYSICAL DIAGNOSIS. 135, S2
 PHYSIOLOGY. 19, 27, 34, 46, 49, 50, 52, 59, 64, 66, 77, 78,
 79, 80, 83, 89, 95, 103, 106, 116, 143, 146, 152, 153, 157,
 159, 163, 166, 173, 189, 191, 192, 209, 214, 215, 232, 234,
 236, 253, 255, 258, 288, 292, 330, 335, 340, 355, 359, 376,
 391, 439, 442, 452, 480, 481, 488, 496, 522, 531, 532, 538,
 540, 541, 543, 544, 547, S11
 PLASTIC SURGERY. 490, S110
 POPULAR MEDICINE. 87, 272, 277, 440
 PRESS BOOKS. S63, S73, S116
 PRINTS & PORTRAITS. S15, S57, S92
 PSYCHOLOGY & PSYCHIATRY. 183, 210, 216, 238, 349, 358,
 362, 406, 413, 548, S74, S94, S95
 RESUSCITATION. 284, 524
 SLAVERY. 18, S25, S25a, S86, S100, S101, S123
 SURGERY. 129, 297, 400, 434, 435, 458
 TERATOLOGY. 172, 278, 528
 TOXICOLOGY. 265, 352, S122
 TRAVELS BY PHYSICIANS. 174, 230, S91
 TROPICAL MEDICINE. 20, 285, 337, 506
 VENEREAL DISEASES. 104, 516
 VETERINARY MEDICINE. 175, 211
 VOYAGES & TRAVELS (GENERAL). 6, 10, 11, 149, 193, 198,
 313, 315, 372, 388, 460, 514
 ZOOLOGY. 4, 40, 51, 90, 148, 205, 208, 224, 259, 317, 447,
 425, 462, S41



199. Gesner's edition of Galen, published by Froben.



Hippopotami at work and play from 17. Schneider.

1. ABDALLATIF ('Abd al-Latif) (1162–1231). *Denkwürdigkeiten Egyptens . . . Aus dem Arabische übersetzt & erläutert von S. F. Gunther Wahl* (1760–1834). 8vo. 18.2 x 10.7 cm. xii, 348pp. Contemporary marbled boards, a little rubbed. Occasional light foxing but a fine copy. BLUMENBACH's signature on verso of title & his annotations on approx. 50 leaves, some notes 5–10 lines long. Halle: Waisenhaus, 1790. \$750

FIRST EDITION IN GERMAN & FIRST COMPLETE EDITION IN A WESTERN LANGUAGE. G-M 1768 (citing Arabic-Latin text, Oxford, 1800). One of the earliest works of medical climatology and geography. Abdallatif, a celebrated physician and traveller from Baghdad, spent some time in Egypt and gives good accounts of the flora, fauna, antiquities, inhabitants and diseases, based on his observations. Owing to many deaths from plague during the time he was in Egypt, he had an opportunity to study anatomy, and was supposedly the first to criticize Galen, particularly Galen's osteology. Sarton (*Introduction* I 466) notes that Abdallatif was the first to mention the destruction of the library at Alexandria after a centuries-long hiatus in the discussion of the subject. Hirsch. Wilbour 3. Wellcome II 2. Osler 1705.

2. ACOSTA, Jose de (1539–1600). *Historie naturael en morael van de Westersche Indien . . . Ut den Spaenschen . . . overgheset: door Ian Huyghen van LINSCHOTEN* (1563–1611). 4to. 19.1 x 15 cm. [4], 177, [3] ff. Woodcut on title & text woodcuts. 18th century boards, rubbed, back hinge repaired. Browning but a good copy. BLUMENBACH'S signature & date 1773 on verso of title & his annotations on c. 10 leaves. Amsterdam: Broer Iansz, 1624. \$275

Second edition in Dutch, essentially a reprint of the first Dutch edition (1598), of this celebrated account of the Indian civilizations of the New World. Acosta was the first to describe in detail Mexican ideograms, Peruvian *quipu* (knotted cords used for record keeping), the Inca postal system, and many religious observances and folk customs which were lost or radically altered shortly after his stay in South America with the destruction of the Indian culture. He also provided important firsthand observations on such diverse phenomena as altitude sickness (G-M 2244), the nature and uses of coca, and the crops, farm techniques and domesticated animals of America. D.S.B. Sabin 127. Brown II 182. Bell III 31. See Cox II 254–55.

3. ACTA MEDICORUM BEROLINENSIIUM. [Decas I & II.] 20 parts in 2 vols., 8vo. 16.5 x 9.5 cm. c. 2000pp. (Some irregularities in numbering.) 34 plates (about half portraits, several folding) & 2 plates loose, 4 folding mortality tables. Contemporary vellum. Some foxing & minor worming but a very good set. Berlin: Gedick, [1717]–30. \$750

FIRST EDITION. A rare early medical periodical, apparently the first published at Berlin. Its editor, Johannes Gohl (1665–1731) contributed, according to Hirsch, articles on mortality in Berlin, including the first effective statistical tables prepared by a physician. According to Garrison, *Medical & Scientific periodicals of the 17th & 18th centuries* 304, a total of 3 "decades" appeared between 1717 and 1731.

4. AELIANUS, [Claudius] (fl. 3rd. cent. a.d.). *Ex Aeliani historia per Petrum GYLLIUM* (Pierre Gilles, 1490–1555) *Latini facti, itemque ex Porphyrio, Heliodoro, Oppiano . . . libri xvi de vi & natura animalium*. 4to. 20.5 x 15 cm. 599, [11]pp. 18th century boards, a little rubbed. Minor dampstaining in uppermost inner margin but a fine copy, attractively printed. BLUMENBACH's signature on title & his notes on 15 leaves. Contemporary inscription by Jacob Furman, professor of Greek at Wittenberg & some contemporary underlining. Lyons: Seb. Gryphus, 1535. \$300

Second edition (first, 1533) Aelianus was the last of the Romans to write at great length on animals. According to Ley, *Dawn of zoology* (1968) 56–59 & 126 his work contains the earliest version of the "graveyards of the elephants" legend (well-known to Tarzan buffs), and virtually the first accounts of the Indian pangolin (an armoured mammal), and the yak. Ley also relates that the reading of a manuscript version of Aelianus' compilation touched off Gesner's plans for a natural history, hence the great *Historia animalium*. Gesner also produced a complete edition of Aelianus' works, using Gilles' text (1556). Gilles travelled extensively along the Mediterranean and in Asia Minor, collecting specimens, etc. His text of Aelianus includes his own additions, along with material from other classical writers. One of Gilles' additions is a chapter on Latin and French names of fish. N.B.G. Wellcome I 44. Wood 180 & Cole I 67–68 (later editions).

5. ALLEN, J[ohn] 1660?–1741). *Synopsis universae medicinae practicae*. 8vo. 17 x 11 cm. [8], 505, [3]pp. Contemporary half vellum. Old library stamp on title. Occasional light foxing but a fine copy. Amsterdam: Wetsteen & Smith, 1729. \$100

Third, revised edition of this popular and widely published work, which gives the opinions of various ancient and modern authors under the headings of specific diseases. The author, who was also an accomplished inventor, was elected a member of the Royal Society. D.N.B. Wellcome II 32.

6. {1} AMMAN, Hans Jacob (1586–1658). *Reise in das gelobte Land*. [16], 170pp. Portrait & double-page plan of Jerusalem. {2} ZELLER, Hans Jacob & HUSER, Heinrich. *Neue Beschreibung der Insul Jamaica*. . . . 171–92 pp. {3} SPOERI, Felix-Christian. *Americanische Reise-Beschreibung nach den Caribes Inszlen und Neu-Engelland*. 90pp. {4} ZUR-EICH, Hans Jacob. *Africanische Reisebeschreibung in die Landschaft Fetu auf der Guineischen Gold-Cuest gelegen*. [91]–174pp. 2 plates showing curious religious rites. 4 works in 1 vol., 8vo. 16 x 9 cm. Engraved title for entire group with 1 hand-colored figure. Contemporary vellum, rubbed. Foxing & worming in outer margin of first few leaves, but a very good copy. Zurich: Schaufelberger. . . , 1677–78.

\$675

{2}, {3} & {4} FIRST EDITIONS. Later edition of {1}, probably the best known of these travel narratives, being the account of the Zurich surgeon Amman's journey to Constantinople, Palestine and Egypt in the company of the Hungarian ambassador. The work was first published in 1618. The other accounts of the Americas and Africa are by Zurich citizens travelling in the 17th century, and as the engraved title shows, they were put together as a sort of patriotic collection of world travels. N.B.G. Sabin 1339 & 89554A.

7. AMMAN, Joh[ann] Konraad (1663–1730). *Surdus loquens*. . . . 8vo. 15 x 9 cm. 53, [1]pp. Antique calf. Light foxing but a fine copy. BLUMENBACH's signature & date 1767 on title. Fly-leaf bears a 1½ page manuscript address to "the author of this treatise, my friend," written in a contemporary Latin hand, and signed "T[?] L.K. / Rotterdam / 1691." Amsterdam: Wetsteen, 1692.

\$600

FIRST EDITION. G-M 3352. The work that laid the foundation for the method of teaching the deaf to speak which is now universally used. Amman insisted on the importance of the purely oral approach in teaching speech to the deaf. Stevenson & Guthrie, *History of oto-laryngology* (1949) 75. Guyot 1 & other refs. Waller 387. Wellcome II 40 (1700 ed.).

8. ANDERSON, John (d. 1804). *Heilkundige Bemerkungen über die natürliche, freywillige und durch Kunst erregte Ausleerung in menschlichen Körper . . . verteutscht und mit einigen Anmerkungen versehen von Dr. Christian Friedrich Michaelis* (1754–1814). 8vo. 21.5 x 12.8 cm. [4], 188pp. Original boards, uncut. Foxing but a very good copy. BLUMENBACH's signature on pastedown. Breslau: Korn, 1789.

\$100

FIRST EDITION IN GERMAN (English original, 1787). On natural and artificial means of evacuation. Hirsch. D.N.B. Wellcome II 43 (1787 Eng.).

9. ANGRESTEEN (Angerstein), J[ohn] (1735–1823). A circumstantial account of all the barbarities practised by The Monsters! 8vo. 22.2 x 13.6 cm. v, [3]–181pp. Fronts. portrait of Rynwick Williams, The Monster. Contemporary boards. Very good copy. BLUMENBACH's signature on pastedown & about 10 page no. refs. in his hand. London: Bladon, 1790.

\$175

Third edition, probably published the same year as the first. In its own words, an account of "an unprecedented and unnatural species of cruelty, exercised by a set of men upon defenceless and generally handsome women. With a description of each lady, as well as of the different men that wounded them, and their various modes of attack. Including the four trials of Rynwick Williams." The author, Angerstein, was the philanthropist/art amateur who set up the modern Lloyds establishment and whose art collection became the nucleus of the National Gallery. He offered a reward for the capture of Williams and worked personally for his prosecution. D.N.B.

10. ANSON, [George] Lord (1697–1762). *Reise um die Welt . . . an das Licht gestellet von M. Richard WALTERN* (1716–85) . . . aus dem Englischen in das Deutsche übersetzt [by Eobald Totze according to note by Blumenbach].



RYNWKICK WILLIAMS,
Commonly called
THE MONSTER!

9. Angresteen.

4to. 24.8 x 19.5 cm. xlv, 382, [28]pp. 34 plates (most folding & including 3 large folding maps). Contemporary calf, rubbed. Lower corner of pp. 189-90 torn off, affecting 9 lines of text. Very good copy. BLUMENBACH's annotations on c. 5 leaves. Leipzig & Göttingen: Vandenhoeck, 1749.

\$200

FIRST EDITION IN GERMAN of the official account of this famous voyage which brought the English hundreds of thousands of pounds from the capture of the "Manila Galleon", but which meant the loss of several hundred crewmen, from bad living conditions and especially from scurvy. The disastrous losses of this voyage inspired Lind to reform naval hygiene and experiment on scurvy (G-M 2151 & 3713). Cox I 49. Sabin 1640 (collation as above). Brown I (1700-1771) 892 (calling for 5 maps & 34 plates). Maritime Museum I 109 & Wellcome II 48 (1st ed., 1748).

11. ANSON. Voyage round the world. . . . 2 vols., 12mo. 17.4 x 10.2 cm. 248;274pp. 1 folding chart. Contemporary boards, rubbed. Foxing but a very good set. Signature of BLUMENBACH & HERBST on each title & Blumenbach's annotations on approx. 50 leaves. Edinburgh: Alston, 1776.

\$175

Later edition, issued without plates, which could be bought

12. [ARCKENHOLTZ, Johann (1695-1777).] {1} Lettre . . . sur les finnois. . . . 8vo. 19.7 x 11 cm. 56pp. Contemporary boards. Fine copy. Signature of Johann BECKMANN (1739-1811) on verso of title & his note on title. Frankfurt & Leipzig: n.p., 1756. {2} Avertissement au public. [4]pp. printed on 2 conjugate leaves, 8vo., laid in {1}. 18.2 x 11cm. Note in Beckmann's hand on p. 1. Undated.

\$150

{1} FIRST EDITION. Written to criticize an article on the Finnish-born historian and political writer, Johann Arckenholtz. {2} Another piece by Arckenholtz, replying to criticism of his *Mémoires* of Queen Christine of Sweden, published in 4 vols. between 1751 and 1760. Both pamphlets are originally from the library of Johann Beckmann, the pioneer historian of technology and agricultural economist (see D.S.B.). N.B.G.

13. ARISTOTLE (384-22). De animalibus historiae libri X. E versione Iulii Caesaris SCALIGERI (1484-1558). 8vo. 21 x 12.5 cm. 516pp. Half-title but no title. Contemporary diced calf, gilt spine. Fine condition. BLUMENBACH's page no. refs. on rear endpaper. c. 1800.

\$75

See G-M 274. Book X is from the version of Albertus MAGNUS.

14. ARNEMANN, Justus. (1763-1806). Versuche ueber die Regeneration an lebenden Thieren. 2 vols., 8vo. 18 x 10 cm. xxvi, [6], 308, [12]; xii, [4], 208, [4]pp. 11 folding copperplates (some partly hand-colored). Vol. 1 in contemporary calf, gilt. Vol. 2 in original marbled wrappers, uncut. Very good set. Göttingen: Dieterich, 1787.

\$175

FIRST EDITION. First volume on regeneration of nerves; second on brain and spinal cord. Arnemann was professor at Göttingen and Blumenbach is one of the dedicatees of the first volume. Hirsch. Not in Osler, Cushing, Waller or Wellcome.

15. ARNEMANN. Praktische Arzneimittellehre . . . vermehrte und verbesserte Auflage von Ludewig August Kraus (1777-1845). 8vo. 19.5 x 11.3 cm. xxiv, 800pp. Contemporary pastepaper boards, rubbed. Occasional light foxing. Very good copy. Probably BLUMENBACH'S notes on c. 5 leaves. Göttingen: Vandenhoeck & Ruprecht, 1819.

\$75

Sixth and last edition of this popular pharmacology text, which first appeared in 1791. According to Hirsch it was published in 2 parts; however, the above is complete in itself. Wellcome II 59 (this part only).

16. ARNTZENIUS, D[iderik] J. A. (1806-48). Commentatio de causis praedisponentibus herniarum abdominalium. 8vo. 23 x 13.5 cm. 141, [2]pp. Original wrappers, uncut. Fine copy. Utrecht: Altheer, 1837.

\$95

FIRST EDITION, INSCRIBED to Blumenbach. Doctoral thesis on the causes of abdominal hernia. Hirsch.

17. ARTEDI, Peter (1705-35). Synonymia piscium Graeca et Latina emendata, aucta atque illustrata . . . accedit disputatio de veterum scriptorum hippopotamo . . . auctore Ioh[ann] Gottl[ieb] SCHNEIDER (1750-1822). 4to. 26.7 x 21.8 cm. viii, 352, [8]pp. 3 folding plates. Original boards, uncut hinges weak. Foxing but a very good copy. BLUMENBACH's signature on pastedown, approx. 6 leaves with his annotations, & his page no. refs. on endpaper. Leipzig: Weidmann, 1789.

\$300

FIRST EDITION of Schneider's critical edition of Artedi's Greek and Latin fish nomenclature, which formed a section of his great ichthyology work published in 1738. Schneider was both a scientist and a classicist and he contributed a great deal toward the collecting and explanation of classical technical and scientific terms through his expertise in both fields. The appendix on the hippopotamus in classical writings is entirely his work. Artedi, who worked with Linnaeus, is known as the father of the science of ichthyology on account of the taxonomic significance of his work. Artedi definitely settled the notions of genus, species and variety, and the classification into classes, orders and families in zoology. D.S.B. Sandys, *History of classical scholarship* III (1967) 11. BMC I 1018 (only one among our refs. showing this work).

18. {1} ATWOOD, Thomas (d. 1793). Geschichte der Insel Dominica. Aus dem Englischen übersetzt und mit Anmerkungen begleitet von George Friederich Benecke. 276pp. {2} EQUIANO, Olaudah. Olaudah Equiano's oder Gustav Wasa's, des Afrikaners merkwürdige Lebensgeschichte von ihm selbst geschrieben. Aus dem Englischen übersetzt [probably by Benecke]. x, 468pp. Portrait. 2 works in 1 vol., 8vo. 17.2 x 9.3 cm. Contemporary marbled boards. Back cover & last few leaves torn in upper corner not affecting text. Very good copies. Göttingen: Dieterich, 1795 & 1792.

\$200

FIRST EDITIONS IN GERMAN. {1} According to the translator, this is the first separate history of the island of Dominica, discovered and named by Columbus and now in the British West Indies. The author was chief judge of Dominica and also wrote on the question of slavery. Cox II 227 (original edition, 1791). {2} Equiano's life, recounting his days in Africa, his slavery in Virginia, adventures in the West Indies and arrival in Europe, went through several English and European editions. Cox II 464 (original edition, 1789). See *Afro-Americana* 3503-3507.

19. AUTENRIETH, Joh[ann] Heinr. Ferd. (1772-1835). *Handbuch der empirischen menschlichen Physiologie*. 2 parts in 3 vols., 8vo. 19.8 x 11.8 cm. c. 1200pp. Original wrappers. Foxing but a very good set. BLUMENBACH's signature in vols. 1 & 3, his notes on approx. 10 leaves, & 18 of his page no. refs. on endpapers. Tübingen: Heerbrandt, 1801-02. \$150

FIRST EDITION, PRESENTATION INSCRIPTION FROM AUTHOR TO BLUMENBACH on pastedown in vol. 2. A noteworthy exception to the prevalent romantic physiology of the day, based on Autenrieth's lectures at Tübingen, where he eventually became chancellor in the 1820's. See the over 2-page article in Hirsch. Waller 559.

20. BAERLI, Gaspar van (Barlaeus) (1584-1648). *Rerum per octennium in Brasilia . . . Cui accesserunt Gulielmi PISONIS (Willem Pies or Piso, c. 1611-78) . . . tractatus*. . . 8vo. 15.1 x 9.2 cm. [10], 664, [22]pp. Engraved title, 5 plates & 3 maps. *Lacks portrait & arms of Naussau, & plate showing eclipse, which is often missing*. Contemporary vellum, head of spine worn away. Otherwise a fine copy. Signature of BLUMENBACH & HERBST on verso of title & Blumenbach's annotations on c. 50 leaves & approx 25 lines of his notes on endpaper. Old stamp on verso of engraved title. Cleves: Silberling, 1660. \$450

Second edition, with additional material by the pioneer of tropical medicine, Willem Piso, of this classic account of Dutch Brazil under the rule of Marit van Naussau. Baerli, a leading Dutch scholar, put together documents from various sources, including maps and notes by the astronomer/naturalist Georg Markgraf (1610-44), Piso, physician of the Dutch settlement, and Nassau himself, who financed the book, originally published by Blaeu in 1647. The second edition is supplemented by selections from Piso's subsequent published accounts of Brazil (1648 & 1658; G-M 5303 & 1825). He was the first to distinguish yaws from syphilis and he introduced ipecac to the Western medical world. Piso directed the Dutch scientists in Brazil including Markgraf, who made the first astronomical observations in America. D.S.B. De Moraes I 67; also 66 & II 152-54. Brown III 26. Sabin 3409.

21. BAGLIVI, Giorgio (1668-1707). *De praxi medica . . . accedunt dissertationes novae*. 8vo. 15.6 x 9.5 cm. [20], 259; 119 [9]pp. 1 plate of tarantula. Contemporary vellum. Some foxing, but a fine copy. BLUMENBACH'S signature on title & his annotations on c. 5 leaves in the account of the tarantula. Leiden: Haring, 1700. \$375

Second edition (1st, Lyons, 1699). Collected edition of Baglivi's works, containing his program for the practice of medicine, the experimental and iatromechanical orientation of which he derived

from his researches under Malpighi, which are also described in the collection. The collection also includes Baglivi's account of the autopsy he performed on Malpighi and on the latter's last illness, cerebral apoplexy. Although the general title bears the date 1700, the three works added to *De praxi medica* have separate titles dated 1699. See G-M 68. D.S.B. Waller 605. Wellcome II 84. Cole I 1096 (2nd ed. in English).

22. BARCHUSEN (Barkhausen), Joh[ann] Conr. (1666-1723). *De medicinae origine et progressu dissertationes*. 4to. 21.5 x 16.8 cm. [16], 679, [1] pp. Original boards, uncut. Browning. Good copy Herbst's signature on endpaper. Utrecht: Paddenburg & Croon, 1723. \$275

Second edition, revised and with title change (original: *Historia medicinae*, 1710). An unusual history, with chapters on Egyptian, Indian and Chinese medicine, doctrines of Paracelsus, van Helmont, Willis, Stahl, etc. It was originally conceived as a series of dialogues between contemporary physicians. D.S.B. Hirsch. Ferguson I 71-72. Wellcome II 99.

23. BARDSLEY, Sir James Lomax (1801-76). *Hospital facts and observations*. . . . 8vo. 22.5 x 15 cm. ix, 223pp. Fronts. Original cloth-backed boards, uncut. Loss of a few letters of text on corner of E₇ but a fine copy. London: Burgess & Hill, 1830. \$300

INSCRIBED on flyleaf: "For Dr. Herbst from Dr. Bisset Hawkins."

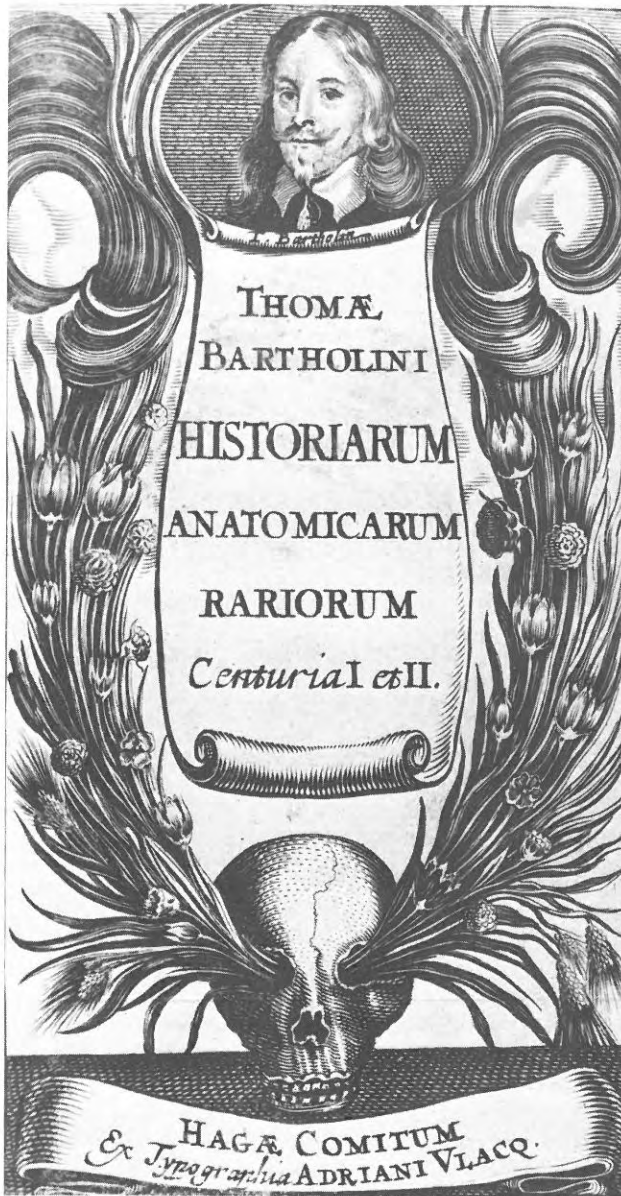
FIRST EDITION. G-M 5183. "First record (p. 149) of the use of emetine in the treatment of amoebiasis." An exceptional association copy, inscribed to Herbst, not by Bardsley, but by Francis Bisset Hawkins (1796-1894), the author of the first English book specifically on medical statistics (G-M 1697). D.N.B. Wellcome II 100. Not in Osler, Cushing, or Waller.

24. BARNER, Jacob (1641-86). *Spiritus vini sine acido, hoc est: in spiritu vini & oleis indistincte non esse acidum, nec ea propterea a spiritu urinae revera coagulari, demonstratio curiosa. Cum modo conficiendi salia volatilia oleosa, eorumque usu*. 8vo. 16.5 x 9.5 cm. 40 pp. Half antique calf. Browning, but a very good copy. Leipzig: Fritsch, 1675. \$250

FIRST EDITION. A pupil of Sennert, and an enthusiastic adherent of van Helmont, Barner was professor of chemistry and medicine at Padua and Elbing. Partington II 377-78. Duveen 45. Ferguson I 74 (not in Young Collection). Neu 242. Wellcome II 102. See also under Philiaer in this catalogue.

25. BARRERE, Pierre (c. 1690-1755). *Essai sur l'histoire naturelle de la France équinoxiale*. 12mo. 16.1 x 9.3 cm. xxiv, 215, [7]pp. Contemporary mottled calf, gilt spine. Fine copy. BLUMENBACH's signature on verso of half-title & his annotations on c. 9 leaves. Old signature on title. Paris: Piget, 1741. \$300

FIRST EDITION. Description of the flora and fauna of tropical French South America. The author, a physician/botanist, spent 3 years in the region. N.B.G. Sabin 3603. Pritzel 425. Wood 221.



55. Grotesque elegance in a Baroque title page.

26. BARTHOLIN, Caspar (1655–1738). *De ovarii mulierum, et generationis historia*. 8vo. 16.5 x 9.5 cm. 48pp. Half antique calf. Browning, but a very good copy. Nuremberg: Zieger, 1679. \$150

Third edition? (first, 1677). First description in a human of the vaginal glands (*glandulae vestibularis majores*), known as Bartholin's glands. Leonardo, *History of gynecology* (1944) 206. Dobson. Waller 708. Wellcome II 107 & Osler 1922 (1678 ed.).

27. {1} BARTHOLIN. *De ductu salivali*. . . . [6], 16, [2]pp. 1 plate. Copenhagen: Bockenhoffer, 1684. {2} BARTHOLIN. *Specimen historiae anatomicae partium corporis humani*. . . . [8], 187, [5]pp. 4 plates. Ibid., 1701. {3} BARTHOLIN, Th[omas] (1616–80). *De peregrinatione*

medica. 73, [3]pp. Ibid., Paulli, 1674. {4} REGIUS, Henricus (1598–1679). *Fundamenta physices*. [16], 306, [2]pp. Numerous text illustrations. Amsterdam: Elzevir, 1646. {5} MAJOR, J[ohann] Dan[iel] (1634–93). *Collegium medicocuriosum*. . . . [48]pp. Illustrations. Kiel: Reumann, [1670]. 5 works in 1 vol., 4to. 17.8 x 14.3 cm. 18th century half vellum. Occasional light foxing. Very good copies. BLUMENBACH's notes on endpaper & on 7 leaves of text in {3} & {5}. Occasional contemporary underlining & notes in {1}. 1646–1701. \$1250

{1} FIRST EDITION. G-M 974.2. Bartholin's duct and gland, the sublingual salivary gland and ducts. D.S.B. (under Thomas Bartholin). Waller 705.

{2} FIRST EDITION. N.B.G. calls this the author's best work, and it is apparently his last major anatomy work. Hirsch. Waller 711.

{3} FIRST EDITION. Thomas Bartholin's reminiscences of his Italian travels and "remarks on seventeenth century physicians and medical centers [that] are of more than passing interest since they represent the contemporary judgment of a distinguished physician on the state of European medicine" (O'Malley, *Thomas Bartholin* [1961] vii). See Supplement to this catalogue under Bartholin for English translation.

{4} FIRST EDITION. Regius was for many years on intimate terms with Descartes, and their relationship marked the beginning of the direct influence of Cartesian ideas and modes of thought on 17th century physiology. However, according to the N.B.G., the above was at least in part plagiarized from Descartes and led to a rupture between the two. Regius' work was published by Elzevir, who published Descartes, and a number of the woodcuts used to illustrate Descartes' work appear here. D.S.B. Hirsch.

{5} FIRST EDITION. Major is today recognized as the first to make successful intravenous injections of drugs into the human body (1662; G-M 1963). See Thorndike VII & VIII num. refs. N.B.G. Hirsch.

28. BARTHOLIN, Thomas (1616–80). {1} *De nivis usu medico observationes variae*. Accessit D. Erasmi BARTHOLINI (1625–98) *de figura nivis dissertatio; cum operum authoris catalogo*. [24], 232, [8], [6], [42], [16]pp. 1 plate. Copenhagen: Haubold, 1661. {2} *De medicina Danorum domestica dissertationes X*. [16], 527, [1]pp. Ibid., 1666. 2 works in 1 vol., 8vo. 15 x 8.8 cm. Contemporary vellum, edges restored. Some foxing. Very good copies. BLUMENBACH's signature on verso of title of {2}. 1661–66. \$1500

{1} FIRST EDITION. According to Reynolds 311, *De nivis usu medico* is the first work to mention refrigeration anesthesia after Avicenna. Added to it is a treatise on the shape of snow by Thomas' younger brother, the mathematician Erasmus Bartholin, which Reynolds identifies as the earliest crystallographic publication. In 1669 Erasmus wrote another important crystallographic paper, on the Iceland crystal, which Huygens used in developing his wave theory of light. Neither the anesthesia or earlier crystallography paper is discussed, however, in the D.S.B. articles on the Bartholins. D.S.B. does mention the paper on the shape of snow, but with the date given as 1660. Waller 726. Wellcome II 107. Osler 1923, 1933, & 1956 (citing sections of work separately).

{2} FIRST EDITION. On Danish medicine. Waller 724. Osler 1940.

29. {1} BARTHOLIN. De insolitis partus humani viis dissertatio nova. Accedunt Johannis VESLINGI (1598–1649) de pullitie Aegyptiorum & aliae ejusdem observationes anatomicae & epistolae medicae posthumae. [8], 248; [8], 248, [16]pp. Copenhagen: Haubold, 1664. {2} BARTHOLIN. De pulmonum substantia & motu diatribe. Accedunt Marcelli MALPIGHI (1628–94) de pulmonibus observationes anatomicae. [8], 107, [9]pp. *Lacks plates.* Ibid., 1663. {3} BARTHOLIN. Joan. Henrici MEIBOMI (1590–1655) . . . de usu flagrorum in re medica & veneria, lumborumque & renum officio. Accedunt . . . Joachim OLHAFII & Olae WORMII dissertatiunculae. 144pp. Frankfurt: Paulli, 1670. {4} BARTHOLIN. De cometa, consilium medicum, cum monstrorum nuper in Dania natorum historia. 154, [6]pp. Copenhagen: Haubold, 1665. {5} BARTHOLIN, Caspar (1655–1738). De ovariis mulierum, et generationis historia. 48pp. Nuremberg: Zieger, 1679. {6} BARTHOLIN, Caspar. De ductu salivali . . . observatio anatomica. [2], 27, [3]pp. Folding plate. Utrecht: Halma, 1685. 6 works in 1 vol., 8vo. 14.5 x 9 cm. Contemporary half vellum. Some browning because of poor quality paper, but very good copies. Signature of BLUMENBACH & HERBST on title of {1}. Some annotations in Blumenbach's hand. 1663–85. \$950

{1} FIRST EDITION. Along with material on unusual births by Bartholin, this volume includes the posthumous publication of Vesling's embryological and comparative anatomy investigations, edited by Bartholin. According to the D.S.B., these papers contain much remarkable material, especially regarding Vesling's findings on the sexual organs of vipers and the scent glands of snakes, areas in which he pioneered. Vesling spent time in Egypt around 1630, where he investigated the chick embryo in artificially hatched eggs, also discussed in the above. D.S.B. Wellcome II 108. Reynolds 310. Waller 719 (lacks the Vesling). Osler 1937 (Bartholin alone). Osler 4167 & Cole I 424 (Vesling alone; Vesling has a separate title but clearly belongs with and completes the Bartholin).

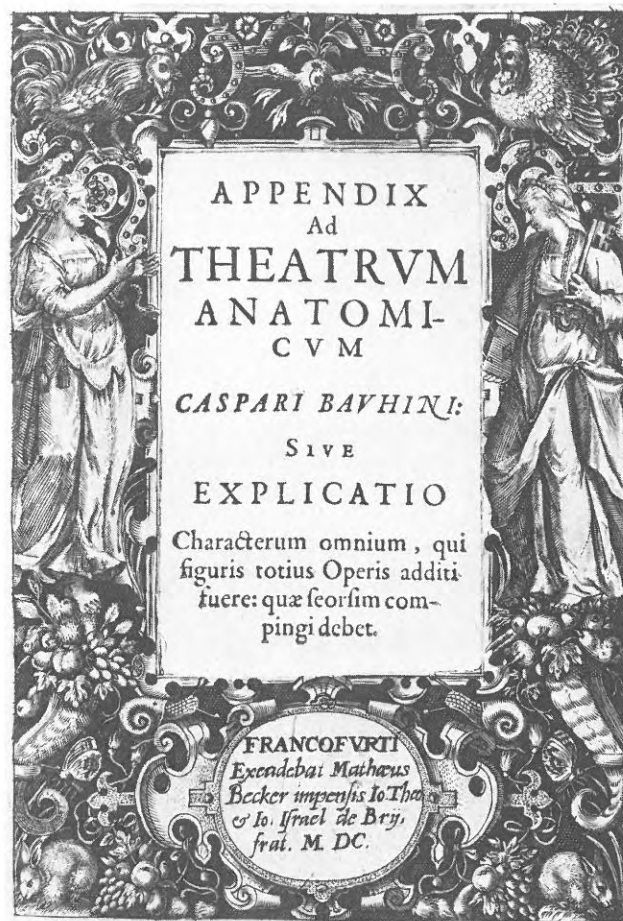
{2} FIRST EDITION. Contains as an appendix the second printing of Malpighi's *De pulmonibus* (1661), one of the greatest of all medical rarities. In this little tract, consisting of 2 letters to Borelli, Malpighi announced his discovery of the capillary circulation. See G-M 760. D.S.B. Wellcome II 108. Waller 727. Osler 1936 (without plates).

{3} Best edition of one of the sexiest books in this catalogue for those into whips as an inducement to pleasure. Bartholin has added material by Meibom, jr., and other authors, to the treatise originally published by Meibom, sr., in 1629, to make up his edition, which Brunet I 676–77 considered the most complete of the many published (including a French edition of 1801 which was suppressed by the police directly upon publication). Osler 1945.

{4} FIRST EDITION. On comets, with comments on some recently born "monsters and prodigies." Osler 1938.

{5} Third edition? & {6} Second edition. See under Caspar Bartholin in this catalogue for more on these items.

30. BARTHOLIN. {1} Opuscula nova anatomica, de lacteis thoracicis et lymphaticis vasis, uno volumine comprehensa. [16], 726pp. *Without plates.* Copenhagen (& Amsterdam): Paulli, 1670. {2} Observationes medicae . . . Michaelis Lyseri, Henrici à Moinichen, Martini Bogdani, Jacobi Seidelii e musaeo Th. Bartholini. 6, 231–300pp. Copenhagen: Haubold, 1665. 2 works in 1 vol., 8vo. 15 x 8.7 cm. 18th century



35.

half-vellum, upper cover cracked. Very good copy. HERBST's signature on endpaper. 1665–70. \$450

{1} FIRST COLLECTED EDITION, containing Bartholin's landmark works on the thoracic duct (G-M 1096) and the intestinal lymphatics (G-M 1097), with various related papers. Waller 742.

{2} Appears to be extracted from another work, although it bears its own title and dedication by Bartholin.

31. BARTHOLIN. Anatomia ex Caspari BARTHOLINI (1585–1629) parentis Institutionibus. . . . 8vo. 18.8 x 11.6 cm. Engraved title, [10], 592, [12]pp. 8 folding plates & many plates in text. *Lacks pl. 30 (pp. 197–98 in BK. I).* Contemporary vellum. Light dampstain in upper outer corner of last 4th of book & lower 3rd of margin of engraved title cut away, but a very good copy. Underlining & some annotations on c. 30 leaves, possibly BLUMENBACH's. Leiden & Rotterdam: Officina Hackiana, 1669. \$300

Later edition of Bartholin's revision of his father's anatomy manual. Bartholin introduced Paduan anatomy to Denmark. His revisions of his father's 1611 manual, begun in 1641, made that already famous text even more influential. D.S.B. Wellcome II 107.

32. BARTHOLIN. De luce hominum & brutorum libri III. [24], 531, [45]pp. {2} GESNER, Conrad (1516–65). De raris & admirandis herbis . . . lunariae nominantur. . . . [Edited by Bartholin.] 82, [22]pp. Text woodcuts. 2 works in 1 vol., 8vo., with general half-title & separate titles for each work. 15.1 x 8.8 cm. Contemporary vellum, gilt initials, IDO, on front cover. Browning but very good copies. HERBST's signature on endpaper. 1 marginal notation in BLUMENBACH's style. Copenhagen: Haubold, 1669 \$450

Second editions of the two most significant early works on luminescence. Gesner's is the first book wholly devoted to the subject and deals mostly with luminous plants. It first appeared in 1555. Bartholin appended his emended version of it to the second edition of his own work on luminescence, which was the second book especially on the subject, and which first appeared in 1647. Bartholin's is the first comprehensive work on luminescence, and the most outstanding one to appear in the 17th century. Many later writers copied from it. It describes every luminescent phenomenon known at the time, whether real or imagined, organic or inorganic, from bacterial light observed in animal carcasses to "the shing face of Moses." The second edition is practically without change from the first, although the title was revised from *De luce animalium* to *De luce hominum et brutorum*. Harvey, *History of Luminescence* (1957) 66–67; 107–15 & 463–65. Waller 723 (lacking Gesner). Wellcome II 108. Pritzel 3299 & Nissen 699 (Gesner only).

33. BARTHOLIN. Anatomie. . . . 8vo. 19.3 x 11.3 cm. [28], 807, [16]pp., 2 blanks. Portrait, 12 plates & many text illustrations. *Lacks engraved title. Plate 1 mounted & possibly supplied from another edition.* Tears in 3 folding plates. Contemporary vellum. Good copy. Signature of BLUMENBACH & HERBST on title. *Annotations on c. 50 leaves*, probably a third, possibly more in Blumenbach's hand & his page no. refs. on endpaper. Leiden: Hack, 1673 [1674]. \$350

Edition which Blumenbach clearly owned & annotated. Wellcome II 197 (with engraved title dated 1674; although some copies may have been issued without engraved title in 1673, our appears to have had this title at some point). See under Bartholin, *Anatomia*, 1669, in this catalogue for more on this item.

See Supplement for more Bartholin items.

34. BATTIE, William (1704–76). De principiis animalibus exercitationes. . . . 4to. 25 x 19.3 cm. xv, 317pp. Fronts. showing Royal College of Physicians. Contemporary calf, gilt. Occasional foxing. Very good copy. Booklabel with BLUMENBACH's signature, 2 lines in his hand on endpaper & his annotations on 3 leaves. London: Whiston . . . , 1757. \$300

FIRST COLLECTED EDITION. Battie's Lumleian lectures in physiology, delivered between 1749–54 and published separately from 1751–57. In 1758 he published his *Treatise on madness* (G-M 4919.1), one of the first textbooks on psychiatry. Battie was also responsible for many reforms in the management of the insane. D.N.B. Not in Wellcome.

35. BAUHIN, Gaspard (Caspar) (1560–1624). {1} *Theatrum anatomicum*. 8vo. 19 x 12 cm. [16], 1314, [46]pp. c. 150 full-page plates in text, including engraved title with portrait on verso. Full antique calf. Minor worming slightly affecting title & foxing but a very good copy. BLUMENBACH's signature on title & HERBST's on fly-leaf. Old marginalia, some possibly in Blumenbach's hand. Frankfurt: Becker for de Bry, 1605. {2} *Appendix ad Theatrum anatomicum sive explicatio characterum omnium*. . . . 8vo. 18.5 x 11.7 cm. [8], 197, [1]pp. Elegant engraved title with portrait (as above) on verso. Contemporary vellum, a little stained. Light foxing. Very good copy. HERBST's signature on endpaper. Frankfurt: Becker for de Bry, 1600. 1600–05. \$1500

{1} FIRST EDITION. G-M 379. The best anatomical textbook of the period, consisting of all Bauhin's valuable earlier works in one enlarged and revised text, with c. 150 illustrations based on Vesalius, Valverde, Eustachius, Coiter, etc. Bauhin reformed the anatomical nomenclature into a system with so many advantages over the old system that it was adopted by all subsequent anatomists. He was especially effective in his terminology for muscles, in which he replaced the confusing numeral system with names according to substance, shape, origin, number of heads, position, and use (hence deltoid, biceps pectoralis, etc.). Bauhin adopted the same system for veins and arteries, deciding that they should be named according to their use or course, and for nerves, which were to be named according to their function.

Although Bauhin claimed that his works contained few novelties, he did include new findings, such as the valves in the veins as demonstrated by Fabrizio, and discussion of the existence of pores in the interventriculum septum of the heart in relation to the circulation. Harvey used Bauhin's *Theatrum* as the basis of his 1616 Lumleian lectures. D.S.B. Choulant/Frank 229. Wellcome I 724. Waller 784 (without index).

{2} FIRST EDITION. An explanation of the figures in the *Theatrum*, but published 5 years prior to it. The *Appendix* is sometimes found bound with the *Theatrum* (see supplement to this catalogue under Bauhin), but none of the references we have consulted except B.M.C. II 589 show it either by itself or with the *Theatrum*. Nor do any of our references make explicit the connection between the two, or the reason for the earlier publication of the *Appendix*.

36. BAUHIN. Institutiones anatomicae corporis virilis et muliebris. . . . 8vo. 16.5 x 9.5 cm. [16], 237, [24]pp. 6 full-page woodcuts in final gathering. Half antique calf. Fine copy. [Lyons]: Jean le Preux, 1604. \$300

Best edition of Bauhin's *De corporis humani fabrica* (1590), which was greatly revised with a section on female anatomy in 1597, and further revised, with new illustrations and index for the above edition. The work was a dissection manual for students. D.S.B. See Durling 500.

37. BAUHIN. {1} *Theatrum anatomicum*. Engraved title, [12], 664, [16]pp. [Frankfurt]: de Bry, 1621. {2} *Vivae imagines partium corporis humani . . . ex theatro anatomico*. . . . 265, 22pp. Nearly 150 full-page copperplates included in pagination. [Frankfurt]: Merian, 1640. {3} VESLING, Johann (1598–1649). *Kunstliche Zerlegung menschlichen Leibes . . . ins Deutsche übersetzt durch Gerard*

BLAES (1626–82). Engraved title, [6], 192, [14]pp. c.25 full-page plates included in pagination. Leiden: Weyngarden, 1652. 3 works in 1 vol., 4to. 22.3 x 16.3 cm. Contemporary vellum, a little stained. A few leaves browned & lower margin of first title cropped below plate mark but fine copies. Signature of BLUMENBACH on verso of first title & signature of HERBST on endpaper. 1621–52. \$1500

{1} & {2} Second editions of Bauhin's celebrated anatomy text & separate plate volume with {3} FIRST EDITION IN GERMAN of Vesling's popular anatomy manual. Most of the Vesling plates are original engravings from the author's own drawings and "represent some organs of the human body more correctly than their predecessors (Choulant/Frank 243). Vesling's descriptions and illustrations of the chyle vessels (lacteals) and his assertion that four is the normal number of pulmonary veins emptying into the left auricle of the heart are of particular scientific value. The anatomies of Bauhin and Vesling were two of the most widely read of the early 17th century. D.S.B. See G-M 379.

38. BAUHIN. *Catalogus plantarum circa Basileam sponte nascentium . . . in usum scholae medicae. . .* 8vo. 16.5 x 9.5 cm. 113, [14]pp. Full antique calf. Browning but a very good copy. Basel: Genath, 1622. \$300

FIRST EDITION. In addition to his anatomical works, Bauhin authored several botanical treatises, of which his *Pinax theatri botanici*

(1623) is *Printing and the mind of man* 121. Bauhin was the first to establish a scientific system of botanical nomenclature, beginning the binomial system which was further developed by Linnaeus. The above is his catalogue of plants growing in the Basel area in use at the medical school. Pritzel 508. Not in Wellcome or Waller.

39. BAUMGARTNER, Karl Heinrich (1798–1886). *Beobachtungen über die Nerven und das Blut. . .* 8vo. 22.5 x 13.5 cm. vi, [2], 288pp. 12 lithographed plates after the author's drawings. Original wrappers, uncut. Foxing. Good copy. Freiburg: Groos, 1830. \$100

FIRST EDITION. Hirsch.

40. BECHSTEIN, Johann Matthäus (1757–1822). *Naturgeschichte oder Anleitung zur Kenntnis und Wartung der Säugethiere . . . welche man in der Stube halten kann.* 8vo. 17.4 x 10.2 cm. [14], 312, [8]pp. Engraved title with hand-colored vignette of monkey smoking a pipe. Contemporary boards, a little rubbed, but a fine copy. Signature in margin of engraved title. Gotha: Ettinger, 1797. \$100

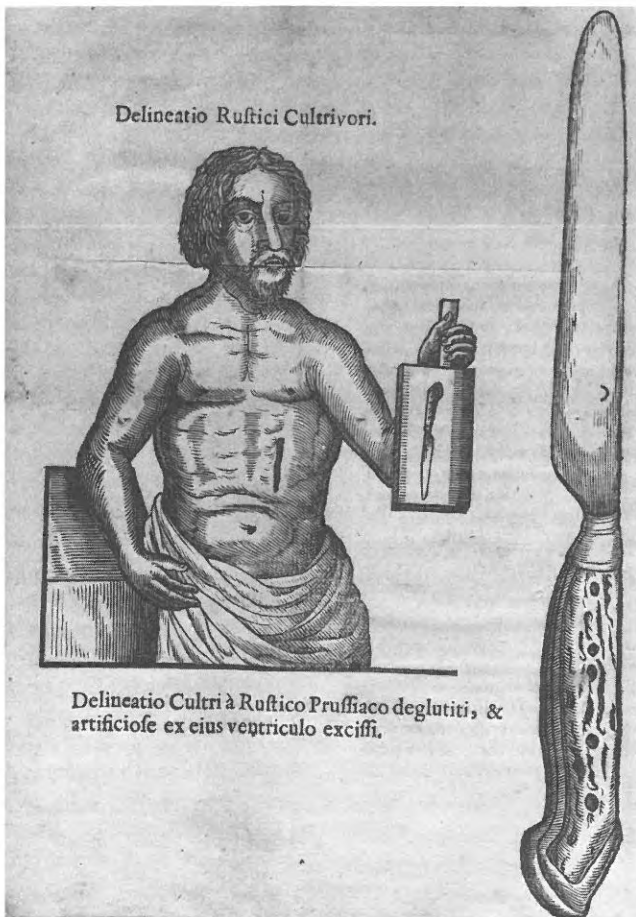
FIRST EDITION of vol. 2 only of Bechstein's very popular series on house-pets. Each vol. is complete in itself. Vol. 1 deals with birds, while the above deals with all other animal pets from dogs and hamsters to insects. As a footnote to this item, we point out that Blumenbach is reported to have kept a kangaroo in his home. Wood 226 (vol. 1 with vol. 2 lacking). N.B.G.

41. BECKHER, Daniel (1594–1655). *Cultrivori prussiaci curatio singularis.* 8vo. 14.2 x 8.4 cm. [12], 129, [7]pp. Folding woodcut. Late 17th or early 18th century calf, richly gilt spine, a little rubbed. Insignificant worming in innermost margin of c. 50 leaves, but a fine copy. Handsome medical bookplate of D. MORAND (Sauveur-François, 1697–1773?). Leiden: Maire, 1640. \$375

INSCRIBED TO BLUMENBACH BY EDWARD EVERETT (1794–1865) on fly-leaf: [In Latin]: To that most learned man and celebrated scholar / J. F. Blumenbach / physician in Göttingen / from his perpetual admirer, / Edward Everett.— / Paris-April-1818.—

Third edition, revised (first, 1636). Account of the surgical removal of a knife swallowed by a young Prussian. As the woodcut shows, the knife was removed by an incision in the stomach. A very fine association copy, presented to Blumenbach by the great Harvard scholar, orator and statesman, Edward Everett, who in 1817 became the first American to receive a Ph.D. from Göttingen (see D.A.B.). The copy may have also belonged to the outstanding French surgeon, S.-F. Morand, or his son Jean-François (1726–84) (re the two, see Hirsch). N.B.G. Waller 820. Wellcome I 745.

42. {1} [BEGER, Lorenz (1653–1705.) *Kurze doch unpartheyisch und gewissenhafte Betrachtung des . . . heiligen Ehstandes . . . und sonderlich von dem vielen Weibernnehmen . . .* Durch Daphnaeum Arcuarium. [12], 249, [1]pp. [Heidelberg?], 1679. {2} [LEYSER, Johann (1631–84.)] *Polygamia triumphatrix, id est discursus politicus de polygamia auctore Theophilo Aletheo. . .* [10], 565, [33]pp. Lund: the author, 1682. 2 works in 1 vol., 4to. 20 x 15.6 cm. Contemporary vellum. Light dampstain in lower



41. Beckher. The patient displays a knife which he swallowed, and which was successfully removed from his stomach.

margin & some foxing but very good copies. Strip about 1 cm. wide cut from title of {2} without loss of text. BLUMENBACH's signature on verso of title of {1} and c. 35 lines of his notes on endpaper & note laid in, as well as his annotations on c. 15 leaves & c. 10 page no. refs. 1679-82. \$600

{1} FIRST EDITION. Beger, librarian and keeper of antiquities to the Elector Carl Ludwig, wrote this treatise on marriage, and polygamy in particular, to please his prince, who wanted to marry his mistress while his wife was still alive. N.B.G. B.M.C. 1867.

{2} Although preceded by previous editions of similar title, but much briefer contents and smaller format, this edition is clearly pre-eminent, and may even be a separate work (see Brunet I 160 & N.B.G. re the confusion surrounding its bibliography). Blumenbach's note on the title calls this an "édition fort rare," and N.B.G. points out that Leyser's works were burned, and so, of course, rare. Leyser, a theologian, spent his life arguing that not only did the scriptures permit polygamy, but that it was required of a person desiring salvation. However, Leyser must have died damned, as he never married, but led a vagabond life until he died of hunger one day on the road to Versailles. Wellcome III 565.

Both authors cover a lot of ground in the course of their argument and their accounts of various marriage practices must have interested Blumenbach, who has made extensive annotations.

43. [BEGERT or Baegert, Jacob (1717-72).] Nachrichten von der amerikanischen Halbinsel Californien. . . . 8vo. 16.5 x 10 cm. [16], 358, [2]pp. Folding map & 2 very fine plates of Indians. Contemporary pastepaper boards, rebaked retaining original spine. Light foxing but a very good copy. BLUMENBACH's signature on verso of title & his occasional annotations. Mannheim: Churfürstl. Hof-und Academie-Buchdruckerei, 1772. \$850

FIRST EDITION. Father Begert's account is rich in detail on the natural history and peoples of lower California. It is also one of the few early California accounts to describe the medical practices of the Indians of the region. D.S.B. Vogel, *American Indian medicine* (1970) 82. Wagner, *Spanish Southwest* 157. Graff 137. Sabin 4363. Howes B 29.

44. BELLINI, Lorenzo (1643-1704). Opuscula aliquot. . . . 4to. 19.8 x 16.2 cm. [20], 261, [3]pp. 3 folding plates. Late 18th century boards, rubbed. Minor dampstain in lower inner margin & foxing but a very good copy. Signatures of BLUMENBACH & HERBST on title & Blumenbach's annotations on c. 5 leaves. Leiden: Boutesteyn, 1696. \$300

FIRST EDITION, 1696 issue? Bellini was the first Italian to systematically apply mechanical theories to medicine, particularly in his researches on the kidneys and the urinary system (G-M 1229 & 4162). However, he did not give full development to his iatromechanical ideas until the above work, which he published after encouragement from Alexander Pitcairn (1652-1713), the Scottish follower of Newton who tried to construct a mathematical medical theory. Through Pitcairn's influence Bellini's theories enjoyed an international reputation with students such as Boerhaave, Mead, etc. in the early 18th century. D.S.B. gives Leiden, 1695 for the 1st ed.; Hirsch shows Pistoia, 1695. Wellcome II 140 lists 1695 Pistoia & above. Osler 2003 (above).

45. BERENGARIO DA CARPI, Giacomo (c. 1460-1530). *Commentaria cum amplissimis additionibus super anatomia Mundini*. . . . 4to. 20 x 14 cm. ccccxviii ff. Title with woodcut border, 21 woodcuts in text (nearly full-page). Early 19th century half vellum, rebaked. Title cropped & mounted with slight loss of woodcut border. Repairs to upper left corner of last leaf (errata) with some loss of text. Otherwise a fine copy with BLUMENBACH's signature on verso of title, & his occasional brief marginal notations, in a half morocco case. [Bologna: de Benedictis, 1521.] \$10,000

ONLY EDITION. G-M 367. Berengario introduced iconography and independent anatomical observation into the teaching of anatomy. His *Commentaria* was the first work since the time of Galen to display any considerable amount of anatomical information based upon personal investigation and observation. As such, it must be considered the most important forerunner of Vesalius' *Fabrica* (1543). The *Isagogae breves* (1522; G-M 368), by which Berengario is best known, was a revised and condensed version of the *Commentaria*.

Among numerous anatomical discoveries, the *Commentaria* contains the first mention of the vermiform appendix, as well as the first good account of the thymus. The description of the male and female reproductive organs, of reproduction itself, and of the fetus, is more extensive than any earlier account. In the course of this description Berengario for the first time called attention to the greater proportional capacity of the female pelvis compared with the male pelvis. D.S.B. Putti, *Berengario da Carpi* (1937) 143-46. Durling 530. Wellcome I 42. Excessively rare and not in Osler, Cushing or Waller.

46. BERGER, Jo[hann] Gottfried (1659-1736). *Physiologia medica*. . . . 4to. 20.5 x 17 cm. [8], 499, [13]pp. Late 18th or early 19th century boards, rubbed. Occasional foxing. Very good copy. Signature of BLUMENBACH & HERBST on title & approx. 10 lines of notes in Blumenbach's hand on endpaper & 1 other leaf. Wittenberg: Meyer & Zimmermann, 1702. \$250

Second edition. Underwood, 'Johann Gottfried von Berger . . . & his textbook of physiology,' *Science, medicine & history*, ed. Underwood (1953) 2: 141-72. Hirsch. Wellcome II 147. Waller 925 (1737 ed.).

47. BERGMANN, C[arl] (1814-65). *Dissertatio inauguralis medica de placentae foetalis resorptione*. 8vo. 19.3 x 12 cm. 44pp. Contemporary boards, gilt. Very good copy. Göttingen: Seemann, 1838. \$75

FIRST EDITION, INSCRIBED TO HERBST BY THE AUTHOR. Hirsch.

48. BERGMANN, G[ottlieb] H[einrich] (d. 1861). *Neue Untersuchungen über die innere Organisation des Gehirns*. . . . 8vo. 20.5 x 12.2 cm. xx, 100pp. 8 lithographed plates. Contemporary boards. Light foxing. Very good copy. Hannover: Helwing, 1831. \$275

FIRST EDITION, INSCRIBED TO HERBST FROM THE AUTHOR on endpaper. Bergmann's cords or conductors—the striae acusticae in the floor of the 4th ventricle & Bergmann's fibers in the molecular layer of the cerebellum. Bergmann took his degree at Göttingen. Garrison 157. Dobson 22. Hirsch.



43. Begert.

49. {1} BERNER, Gottlieb Ephraim (fl. 1700). *Exercitatio physico-medica de applicatione mechanisimi ad medicinam . . . Cui annectitur dissertatio medicopractica de apoplexia . . . cum observatione de araneae punctura. . .* [4], [12], [5]—583, [1]pp. Amsterdam: Fuhrmann, 1720. {2} CRA[A]NEN, Theodorus (1620—90). *Oeconomia animalis . . . Item generatio hominis, ex legibus mechanicis.* [4], 306, [4]pp. Ibid. Wolters, 1703. 2 works in 1 vol., 8vo. 15.4 x 9.1 cm. Contemporary vellum, edges a little worn. Light dampstain in upper margin of some leaves. Very good copies. 1703—20. \$100

{1} FIRST EDITION with later edition of {2}. Hirsch. Wellcome II 403 (1685 ed. of {2}). See also under Craanen in this catalogue.

50. BERNOULLI, Johann (Jean) I. (1667—1748). *De motu musculorum, de effervescentia, & fermentatione dissertationes . . .* Acc. P.A. MICHELOTTI (1673—1740) . . . *animadversiones X ad ea, quae J. Keill protulit in tentamine V . . . de motu musculari.* 4to. 24.5 x 18 cm. [8], 123pp. Folding plate. Contemporary vellum, gilt supra-libros, edges worn. Very good copy. BLUMENBACH's signature on verso of title. Venice: Pinelli, 1721. \$375

Second & best edition, edited by the Venetian iatromathematician, Michelotti. *De motu musculorum* (1694) was Bernoulli's doctoral dissertation in medicine, which was the celebrated mathematician's first field of study. *De effervescentia, & fermentatione* (also 1694) was his first published paper. Grouped here they represent what Fulton (*History of muscle physiology* [1930] 28) calls Bernoulli's important contribution to muscle physiology: the comparison (also made by Croone) between fermentation and the changes occurring in muscle during activity. Garrison 317 notes that Haller studied mathematics under Bernoulli. D.S.B. Hirsch. Wellcome II 152. Osler 2024. Not in Waller.

51. BERTHOLD, A[rnold] A. (1803—61). *Lehrbuch der Zoologie.* 8vo. 20.3 x 12.2 cm. v, [1], 591 [1]pp. Contemporary boards, rubbed. Margin of title & a few other leaves repaired. Good copy. Göttingen: Vandenhoeck & Ruprecht, 1845. \$95

FIRST EDITION. Berthold was director of the zoological collections at Göttingen, where he also studied, probably under Blumenbach. See G-M 1176. D.S.B. Not in Waller or Wellcome.

52. BERTHOLD. *Lehrbuch der Physiologie. . .* 2 pts in 1 vol., 8vo. 21 x 12.5 cm. xii, 382; viii, 640pp. Buckram. Very good copy. Göttingen: Vandenhoeck & Ruprecht, 1848. \$85

Third, revised edition of this standard text first published in 1829. Berthold was the first to provide experimental proof for an internal secretion (1849) and is thus "the founder of the concept of endocrine function" (Rothschuh 179—80). See G-M 1176. D.S.B. Not in Waller or Wellcome.

53. BERTINI, Bernardino (1786—1857). *Statistica nosologica dal 1821 al 1833 e rendiconto medico per il 1834. . .* 8vo. 22 x 13.5 cm. 92pp. 6 folding charts. Original printed wrappers, uncut. Foxing, but a very good copy. Turin: Giuseppe Pomba, 1835. \$75

FIRST EDITION, INSCRIBED TO HERBST on front wrapper. Hirsch. Wellcome II 55.

54. BESEKE, Johann (1746—1802). *Versuch einer Geschichte der Naturgeschichte. Erster Theil . . . bis . . .* 1791 [all published]. 8vo. 18 x 11 cm. xxxii, 154pp. Contemporary half calf, gilt, a little rubbed, but a fine copy. Mitau: the author, 1802. \$100

FIRST EDITION. BMC II 1170.

55. BIANCHI, Giovanni Battista (1681–1761). *De naturali in humano corpore, vitiosa morbosaque generatione historia*. 8vo. 19 x 11.7 cm. [4], 468pp. 3 folding plates. Contemporary half vellum. Occasional light foxing but a fine copy. BLUMENBACH's signature with Göttingen, 1774 on title & his annotation on 1 leaf. HERBST's signature on endpaper. Geneva: Cramer & Philibert, 1741. \$275
FIRST EDITION. Needham 207. Hirsch. Wellcome II 161.

Fine Baroque Engraving

56. BIDLOO, Govert (1649–1713). *Anatomia humani corporis, centum et quinque tabulis. . . .* Large folio. 67 leaves. Engraved title, 105 copperplates, all after drawings by Gerarde de Lairesse (1640–1711). *Portrait supplied from another copy*. Contemporary calf, very rubbed, but a very good copy internally. Signature of BLUMENBACH & HERBST on verso of engraved title. Amsterdam: Widow of Joannis à Someren . . . , 1685. \$3000

FIRST EDITION. G-M 385. The 105 elegant plates in this work are among the best examples of Baroque engraving. They are all unsigned, but Philip Hofer has attributed them to Pieter van Gunst (1659–1724). Choulant/Frank 251–52. Hofer, *Baroque book illustration* (1970) 146 (citing incorrect date). Wellcome II 165. Reynolds 493.

57. BLAES, Gerard (1626–82). *Zootomiae seu anatomes variorum animalium pars prima* [all published?]. 8vo. 15.2 x 10 cm. [6], 19–87, [1], 292, [4]pp. *Printed title in photostat*. Engraved title, 18 full-page plates in text & 52 other plates (many folding). Contemporary vellum, a little worn. Some foxing but a very good copy. Signature of BLUMENBACH & HERBST on verso of engraved title & 4 lines in Blumenbach's hand on pastedown. Notes on rear pastedown & throughout text in another, earlier hand. Amsterdam: Wolfgang, 1676 [engraved title dated 1677, as usual]. \$450

Second edition of Blaes' first work on comparative anatomy, *Miscellanea anatomica* (1673), with new engraved title and 18 apparently new plates on human anatomy. Includes Blaes' memoir on the dog—the first original treatise on a vertebrate since Ruini's work on the horse (1598). See G-M 296. Cole, *History* 150–55. Cole I 828 (most plates in photographic facsimile). Wellcome II 179 (not showing first 87pp.). Nissen 385 (18 plates only). Not in Wood. Also see Supplement to this catalogue under Blaes.

58. BLAINVILLE, H[enri] M[arie] Ducrotay de (1777–1850). *D l'organisation des animaux, ou principes d'anatomie comparée. . . .* Tome premier [all published]. 8vo. 22 x 13.8 cm. [4], lix, 574pp. 10 folding tables. Original printed wrappers, new spine, uncut. Foxing but a very good copy. Paris: Levrault, 1822. \$150

FIRST EDITION. A student of Cuvier, Blainville soon established himself as an outstanding comparative anatomist and lecturer, particularly expert in invertebrate zoology (especially malacology). He became a bitter opponent of Cuvier, defending the notion of the "série" (chain of being) against Cuvier's attacks, and eventually succeeding to Cuvier's chair of comparative anatomy (1832). D.S.B. Cole II 29.



Portrait of Blumenbach, 1823, engraved by L. E. Grimm, in the possession of Robert M. Herbst.

59. BLANE, [Sir] Gilbert (1748–1834). *A lecture on muscular motion. . . .* 4to. 26.3 x 20.2 cm. [2], 57pp. Contemporary wrappers, a little chipped & soiled. Very good copy. BLUMENBACH's notes on 4 leaves. London: Cooper, [1788]. \$200

INSCRIBED TO BLUMENBACH: "From the Author" on title & "To Dr. Blumenbach" on endpaper. The inscription on the endpaper is written over what appears to be a previous inscription from Blane.

FIRST EDITION. The Croonian lecture delivered by Blane in 1788. Blane was already famous at this point for his recommendations for the prevention of scurvy (G-M 2185 & 3715). Fulton, *History of physiology of muscle* (1930) 29. D.N.B. Wellcome II 176.

60. BLANE. *Elemente medicinischer Logik. . . . uebersetzt von B.A. Huber. Mit einer Vorrede von J.F. BLUMENBACH*. 8vo. 21.1 x 13.5 cm. viii, 140pp. Original wrappers, uncut, spine fragile. Very good copy. Occasional pencil annotations, possibly Blumenbach's. Göttingen: Dieterich, 1819. \$100

FIRST EDITION IN GERMAN, published the same year as the English, with an introduction by Blumenbach. Wellcome II 177 (Engl. ed.).

61. BLANKAART, Stephan (1650–1702). *Collectanea medico-physica oft Hollands Jaar-Register*. . . . [Text in Dutch.] 8vo. 15.7 x 9.7 cm. [6], 351, [9]pp. 12 plates & music for tarantella in text. *Lacks portrait*. Contemporary vellum, a little stained & edges worn. Dampstain in outer margin but a good copy. BLUMENBACH's signature with date 1771 on endpaper, 5 lines in his hand & his annotations on 2 leaves. Amsterdam: ten Hoorn, 1680. \$250

FIRST EDITION, part 1 only, of the first medical periodical in the Dutch language, edited by Blankaart. 3 more parts appeared between 1680 and 1688. Blankaart is best known for his widely printed medical dictionary (see G-M 6797 citing 1684 English printing, the first medical dictionary printed in Britain). Garrison, *Medical & Scientific periodicals of the 17th & 18th centuries* (1934) 302. Hirsch. Wellcome II 177.

62. BLUMENBACH, Jo[hann] Fried[rich] (1752–1840). *Prolusio anatomica de sinibus frontalibus*. 4to. 26.3 x 21 cm. [2], 27, [1]pp. 1 plate. Original pastepaper wrappers with copper overlay, a little worn & creased but a fine, large-paper copy, in an unusual binding. Göttingen: Dieterich, 1779. \$300

FIRST EDITION, presumably Blumenbach's own copy, of the anatomy lecture he delivered on appointment as ordinary professor of medicine at Göttingen. In a very unusual binding, consisting of pastepaper wrappers with a copper overlay on the outside and extremely bold red and white pattern on the inside. Wellcome II 183.

63. BLUMENBACH. *Introductio in historiam medicinae litterariam*. 8vo. 19.2 x 11.5 cm. xvi, 462pp. Contemporary pastepaper boards, rubbed, but a fine copy internally. Göttingen: Dieterich, 1786. \$300

FIRST EDITION. G-M 6749. An annotated subject bibliography, arranged chronologically, from antiquity to Blumenbach's own day. Not only medicine proper, but related fields, are covered, and even a passing glance shows that of the books in the present collection more than a few are listed here. Although not the first attempt at a subject classification, Blumenbach's is one of the pioneer works in this type of bibliography. Brodman 33 (1796 date). Fulton 60. Waller 18110. Wellcome II 183. Osler 6921.

Blumenbach's Heavily Annotated Working Copy

64. BLUMENBACH. *Specimen physiologiae comparatae inter animantia calidi et frigidi sanguinis*. 4to. 22 x 18 cm. xxxvi pp. Interleaved throughout. Original boards, spine repaired, g.e. Fine copy, heavily annotated by BLUMENBACH. Göttingen: Dieterich, 1787. \$750

FIRST SEPARATE EDITION of a paper published the previous year in *Comm. soc. reg. sci. gött.* This is a running comparison between warm and cold-blooded animals—a subject which Blumenbach further developed in 1788 with a paper comparing warm-blooded

viviparous and oviparous animals. Flourens, in his *Eloge historique de Blumenbach* (1847), stated that he considered Blumenbach the first to use the terms "hot and cold-blooded" in his works. What we are offering is obviously his working copy, very extensively annotated, with more than 1000 words of notes, at different stages of Blumenbach's life, in different styles of hand-writing and in different colors of ink and pencil. Bendshe 20 & 54. Wellcome II 183 (with 2nd part not present here).

65. BLUMENBACH. *Synopsis systematica scriptorum quibus . . . disciplinam suam augere et ornare studuerunt professores medici göttingenses*. 4to. 25.7 x 20 cm. 36pp. Original boards, g.e., spine quite worn. Title very lightly foxed but a fine, large-paper copy. Göttingen: Dieterich, 1788. \$300

FIRST EDITION, presumably Blumenbach's own copy, of his bibliography of the writings of Göttingen professors of medicine from the inauguration of the university in 1737 to its fiftieth anniversary in 1787. Among the authors cited are Haller, and of course, Blumenbach himself. Wellcome II 183.

66. BLUMENBACH. *Grondbeginselen der natuurkunde van den mensch . . . Uit het Latijn door G. J. Wolff . . . Met eene voorreden van R. Forsten*. 8vo. 22.5 x 14 cm. xx, 522, [10]pp. 4 folding copperplates. Original boards, uncut, spine restored. Fine copy. BLUMENBACH's autograph note on fly-leaf. Harderwyck: van Kasteel, 1791. \$300

FIRST EDITION IN DUTCH of the *Institutiones physiologicae*.

67. BLUMENBACH. *Haandbog i naturhistorien . . . Oversat efter den fjerde tydske Udgave af O. J. Mynster*. 8vo. 17 x 10 cm. [8], 598, [34]pp. 3 folding plates. Contemporary half calf, gilt, a little rubbed, but a fine copy. BLUMENBACH's note on endpaper. Copenhagen: C. L. Buchs Forlag, 1793. \$200

FIRST EDITION IN DANISH of the *Handbuch der Naturgeschichte*.

68. BLUMENBACH. *Observations on some Egyptian mummies opened in London*. OFFPRINT from *Phil. Trans.* 4to. 29 x 22 cm. 21pp. Folding plate. Original wrappers, uncut, chipped & discolored, but a very good copy. [London, 1794.] \$200

FIRST EDITION. Blumenbach's description of several mummies which he examined in London, with his remarks on the national characteristics of the ancient Egyptians. Blumenbach wrote this paper in English, and addressed his observations to Joseph Banks with whom he visited on his English tour. Blumenbach conjectured that some of the mummies were actually ibises and not human children, as had been maintained. Bendshe viii–ix.

69. BLUMENBACH. *Over de aangebooren verscheidenheid van het menschelijk geslacht . . . Naar den Latynschen derden druk vertaald door Florentius Jacobus van Maanen*. 8vo. 23 x 14 cm. xlv, 274, [22]pp. 2 folding plates. Original boards,

uncut, hinges weak, but internally fine. BLUMENBACH's label on spine, & his autograph note tipped onto fly-leaf. Harderwyck: van Kasteel, 1801. \$250

FIRST EDITION IN DUTCH of Blumenbach's celebrated dissertation. See G-M 156.

70. BLUMENBACH. Manuel d'histoire naturelle, traduit de l'allemand . . . par Soulange Artaud. 2 vols., 8vo. 19.2 x 11.5 cm. [4], xvi, [2], 526; [4], iii, 471, [1]pp. 30 plates (a few hand-colored, mostly birds). Contemporary half calf, gilt, leather labels. Light foxing. Very good set. Metz: Collignon . . . , An XI-1803. \$375

FIRST EDITION IN FRENCH of the influential *Handbuch der Naturgeschichte* (1779). "It contains an abundance of new or hitherto insufficiently evaluated morphological and ecological findings, from which Blumenbach drew conclusions that led to a more modern (biological and evolutionary) concept of the plant and animal kingdoms" (D.S.B.).

71. BLUMENBACH. De l'unité du genre humain, et de ses variétés . . . Traduit du latin sur la troisième édition par Fréd. Chardel. 8vo. 19 x 12 cm. [4], 319pp. 1 folding copperplate. Contemporary half morocco, gilt. Fine copy, with numerous page references in BLUMENBACH's hand on rear pastedown. Paris: Allut, An XIII [1804-05]. \$200

FIRST EDITION IN FRENCH of Blumenbach's thesis, INSCRIBED to him on half-title. See G-M 156.


Blumenbach's Heavily Annotated Working Copy

72. BLUMENBACH. Geschichte und Beschreibung der Knochen des menschlichen Körpers. 8vo. 18 x 10.5 cm. xix, 496pp. 2 folding copperplates. Contemporary half vellum, covers a little spotted but a fine copy. Extensively annotated by BLUMENBACH on endpapers & throughout text. Göttingen: Dieterich, 1807. \$750

Revised second edition (first, 1786) of Blumenbach's account of the bones of the human body. In this work Blumenbach first described the endocranial slope formed by the basi-occipital and basi-sphenoid bones leading up to the sella turcica, and known eponimically as "Blumenbach's clivus." This is obviously his working copy, bearing as it does his extensive marginal annotations on about a quarter of the pages, written at several different times in his life, and totaling over 1000 words. Dobson. Wellcome II 184 (this ed. only). Waller 1162 (1st ed.).

73. BLUMENBACH. Geschichte und Beschreibung der Knochen des menschlichen Körpers. 4to. Leaves: 19.5 x 11.5 cm. Interleaves: 21.5 x 17 cm. xix, 496pp. 2 folding copperplates. Original wrappers, uncut. Fine, interleaved copy with a few marginal notes & corrections in BLUMENBACH's hand in first part of text. HERBST's signature on front pastedown. Göttingen: Dieterich, 1807. \$300

Another copy of the revised second edition of Blumenbach's book on human osteology, interleaved, but with only a few annotations in the first part.



63.

74. BLUMENBACH. Abbildungen naturhistorischer Gegenstände. 8vo. 21.5 x 13.5 cm. [12]pp. 10 plates (1 hand-colored), each with explanatory text leaf. Stitched, uncut. Very good copy. Göttingen: Dieterich, 1810. \$50

The tenth and last fascicule only of this collection of natural history plates, with accompanying text, edited by Blumenbach, with the general title page for the complete work.

75. BLUMENBACH. Handbuch der Naturgeschichte. 8vo. 19 x 12 cm. xiv, 754, [40]pp. 2 plates. Original boards, uncut, spine restored. Fine copy. Göttingen: Dieterich, 1814. \$85

Extensively revised 9th edition.

76. BLUMENBACH. Handbuch der vergleichenden Anatomie. 8vo. 19 x 12 cm. xvi, 555pp. 8 copperplates. Contemporary pastepaper boards, rubbed. Very good copy with HERBST's signature on free endpaper. Göttingen: Dieterich, 1815. \$150

Second edition, revised and enlarged. See G-M 312.

First Book Printed by a Steam-Driven Press

77. BLUMENBACH. The institutions of physiology . . . Translated from the Latin of the third and last edition, and supplied with numerous and extensive notes, by John ELLIOTSON (1791–1868). 8vo. 21.5 x 13.5 cm. [4], xvi, 426pp. Contemporary half morocco. Fine copy. A few notes in BLUMENBACH's hand. London: Printed by Bensley for E. Cox, 1817. \$300

Second edition in English. A postscript to the preface reads: "The volume may be considered a typographical curiosity, being the first book ever printed by machinery. It is executed by Messrs. Bensley and Son's patent machine, which prints both sides of the sheet by one operation, at the rate of 900 an hour, and is the only one of the kind ever constructed." Berry & Poole, *Annals of printing* (1966) 204–8.

78. BLUMENBACH. The institutions of physiology . . . Translated from the Latin of the third and last edition, and supplied with copious notes, by John ELLIOTSON (1791–1868). 8vo. 22 x 13.5 cm. xvi, 465pp. Original boards, uncut, new calf spine. Fine copy. 39-line list of page & subject references in BLUMENBACH's hand tipped onto front pastedown. HERBST's signature on front pastedown. London: Burgess & Hill . . . , 1820. \$225

INSCRIBED on half-title: "Viro Illustrissimo/J. F. Blumenbach Librum suum offert/Joannes Elliotson."

Third edition in English. Re Elliotson's interesting career, which included Lumleian lectures, phrenology and Mesmerism, see D.N.B.

Extensively Annotated by Herbst

79. BLUMENBACH. Institutiones physiologicae. 8vo. 20 x 12 cm. xvi, 568, [2]pp. 4 copperplates. *Lacks G₃-G₆ (pp. 101–8)*. Contemporary boards, very worn, spine clumsily repaired. Aside from defects mentioned, a good copy. Göttingen: Dieterich, 1821. \$200

Fourth edition, revised and enlarged. Extensively annotated by Herbst, with bibliographical references on about a third of the leaves. Perhaps Herbst was planning to issue a new edition of Blumenbach's work at some time.

80. BLUMENBACH. Institutiones physiologicae. 2 vols., 4to. Leaves: 20.5 x 13.5 cm. Interleaves: 20.5 x 16.5 cm. xvi, 568, [2]pp. 4 copperplates. Contemporary pastepaper boards. Fine set. Göttingen: Dieterich, 1821. \$200

Another copy of the 4th edition, but interleaved and in 2 vols., with annotations in HERBST's hand on a few of the interleaves.

81. BLUMENBACH. Handbuch der Naturgeschichte. 8vo. 20 x 12 cm. [2], xi, 668pp. 2 folding plates. Contemporary half calf gilt. Very good copy. HERBST's annotations on a few leaves. Göttingen: Dieterich, 1825. \$150

Eleventh edition, revised & enlarged.

82. BLUMENBACH. A manual of comparative anatomy . . . With additional notes, by William LAWRENCE (1783–1867) . . . Second edition, revised and augmented, by William Coulson. 8vo. 21.5 x 13.5 cm. [4], liv, 379pp. 8 copperplates. Contemporary russia, gilt, g.e., rebounded. Fine copy. London: Simpkin . . . , 1827. \$150

Second edition in English. See G-M 312.

83. BLUMENBACH. The elements of physiology . . . Translated from the Latin of the fourth and last edition, and supplied with copious notes by John ELLIOTSON (1791–1868). 8vo. 22.5 x 14 cm. xvi, 582pp. Original boards, uncut. Spine worn & hinges weak, but a very good copy. BLUMENBACH's page references on rear pastedown & his annotations on c. 5 leaves. HERBST's signature on front pastedown. London: Longman . . . , 1828. \$150

Fourth edition in English. From Blumenbach's notes it is clear that he studied Elliotson's extensive revisions.

84. BLUMENBACH. Handbuch der Naturgeschichte. 8vo. 21 x 12 cm. [2], xi, 668pp. 2 plates. Half antique calf. Very good copy. Göttingen: Dieterich, 1830. \$85

Extensively revised 12th and last edition.

See Supplement for more Blumenbach items

85. BODE, J[ohann] E[lert] (1747–1826). Anleitung zur physischen, mathematischen und astronomischen Kenntniss der Erdkugel. 8vo. 19.8 x 11.8 cm. xxiv, 527, [1]pp. 5 plates. *Lacks map & 1 plate*. Contemporary pastepaper boards, a little rubbed. Very good copy. Berlin: Liebeskind, 1820. \$50

Third, revised edition. Bode produced the most complete star atlas of the period (*Uranographia*, 1801), and the most widely read introduction to astronomy (1768). He lent support to the new ideas of Kant, Herschel, etc. on the infinity of space, developed the Titius-Bode series of the nearly geometric progression of the distances of the planets, and named the planet discovered by Herschel "Uranus." D.S.B.

86. BOERHAAVE, Hermann (1678–1738). Praelectiones academicae in proprias Institutiones medicae. Edidit, et notas addidit Albrecht HALLER (1708–77). 6 vols. in 7, 8vo. 15.8 x 9.2 cm. c. 4000pp. Contemporary vellum, some edges restored. Occasional foxing but a fine set. Spine lettering in BLUMENBACH's hand. Small stamp on endpaper of each vol. Göttingen: Vandenhoeck, 1738–44. \$550



S14. Three-toed sloth from Blumenbach's series of natural history curiosities.

FIRST EDITION of Haller's famous annotated edition of Boerhaave's lectures. Probably Boerhaave's most gifted pupil, Haller prepared his edition from students' notes, and this multi-volume work was his first bibliographical excursion. D.S.B. See G-M 581. Lindeboom 104. Waller 1222. Wellcome II 190. Reynolds 554 (2nd. ed.).

87. BÖRNER, Nicolaus (1693–1770). *Medicus sui ipsius oder sein selbst Arzt*. [Text in German.] 2 parts in 1 vol., 8vo. 17.3 x 9.6 cm. [14], 680, [8]; 933 (misprinted 632), [23]pp. Portrait. Contemporary calf, richly gilt spine, a little rubbed. Browning but a very good copy. HERBST's signature on fly-leaf. Small stamp on title. Frankfurt & Leipzig: Blochberger, 1747–48. \$200

Second edition, expanded to two parts, of this popular work. The first appeared in 1744. Hirsch. Baas II 715 (giving date as 1774).

88. BOHL, Jo[hann] Christoph (1703–85). *Viae lacteae corporis humani historia naturalis*. 4to. 20.2 x 16.5 cm. [6], 78pp. Extra-large folding plate (approx. 51 x 36.5 cm.). 18th century boards. Foxing. Very good copy. BLUMENBACH's signature on endpaper. Königsberg: Revsner, 1741. \$125
FIRST EDITION. Hirsch.

89. BOHN, Johann (1640–1718). *Circulus anatomico-physiologicus*. . . . 4to. 19 x 15 cm. [6], 478, [20]pp. Contemporary vellum, foot of spine & corners restored. Some browning but a fine copy. BLUMENBACH's annotations on c. 25 leaves. Bookplate & signature of D. Gesenius on verso of title. Leipzig: Fritsch, 1697. \$275

Third edition (first, 1680). See G-M 1355 (2nd. ed., 1686). "Bohn experimented on the decapitated frog, declaring the reflex phenomena to be entirely material and mechanical, the general view of the time being that 'vital spirits' were present in the nerve-fluid. Bohn showed that the nerves do not contain a 'nerve juice' (G-M). The *Circulus* is dedicated to Malpighi and shows Bohn to have been an expert on the new anatomical and physiological discoveries of the day. He describes and discusses all major functions of the body, relying on many firsthand experiments, for example, on bile and the biliary tract, lymph ducts, heart contractions, pancreatic secretion, and artificial perfusion of an excised kidney. D.S.B. Osler 2072 (this ed. only). Wellcome II 193 & Waller 1244 (1686 ed). Cole I 1219 (1710 ed.).

90. BOLTEN, Joachim Friedrich (1718–86). {1} *Nachricht von einer neuen Thierpflanze*. 12pp. Large hand-colored folding plate (approx. 43 x 27 cm. in the plate). Minor tears along crease but not affecting illustration. Hamburg: Herold, 1770. {2} *Ad . . . Carolum à LINNE . . . Epistola de novo quodam zoophytorum genere*. 11pp. Ibid., Herold's widow, 1771. 2 works in 1 vol., 4to. 27.5 x 22.3 cm. Contemporary boards, a little rubbed. Minor staining in lower margin, but very good copies on thick paper. BLUMENBACH's signature on pastedown. 1770–71. \$125

FIRST EDITIONS? Cole I 1884 and Nissen 458 give the impression that these are German and Latin versions of the same text, but they do differ, although discussing the same discovery and utilizing the same plate (present only once in the above). Bolten, a Hamburg physician, had a significant collection of shells and sea-creatures. Nissen gives 1770 as the date of {2} but Cole gives 1771 as above.

91. BONET, Théophile (1620–89). *Medicina septentrionalis collatitia*. . . . {Part 1 only.} Folio. 36 x 21.5 cm. [12], 882, [20]pp. 10 plates (of 13). 18th century half deerskin, very rubbed, back board very crudely restored, uncut. Good copy. *Sold as is*. Geneva: Chovët, 1684. \$100

FIRST EDITION, part 1 only (part 2 appeared in 1686). Pathology observations by contemporary English, German and Danish physicians, compiled by the author of the first collection of systematized pathological anatomy (1679; G-M 2274). Wellcome II 199. Waller 1275 (later issue, 1685–87).

First Bibliography of Alchemy

92. {1} BORCH, Ole (1626–90). *Conspectus scriptorum chemicorum illustriorum, libellus posthumus cui praefixa historia vitae ipsius ab ipso conscripta.* [12], 48pp. Copenhagen: Garmann, 1697. {2} REYHER, Samuel (1635–1714). *Experimentum novum, quo aquaemarinae dulcedo, die vi febr. ann. cl) 1)c iiic.* 16pp. Kiel & Leipzig: Riechel, [1697]. 2 works in 1 vol., 4to. 19.1 x 15.5 cm. Full antique calf. Very good copies. 1697. \$850

{1} FIRST EDITION. The first attempt at a *bibliographie raisonnée* of alchemical literature, with an extensive autobiography of this remarkable figure in chemistry. Borch's works in the history of chemistry are still in use today. Duveen 90. Ferguson I 119. Neu 557. Waller 18138.


{2} FIRST EDITION. On the sweetness of salt water. Thorndike VIII 230–31 (calling for "pictures" but none are present in the above). Partington II 309 & B.M.C. XXI 477 (giving date as 1677, which appears to be contradicted by title).

93. BORRO OR BORRI, Francesco Giuseppe (c. 1625–95). {1} *Epistolae duae. I. De cerebri ortu & usu medico. II. De artificio oculorum humores restituendi. Ad Th[omas] BARTHOLIN (1616–80).* [Includes 2 letters by Bartholin to Borro, "De cerebri substantia pingui" & "De oculorum suffusione" not mentioned on title.] [4], 68pp. Handsome printer's device on title. Text illustrations. Copenhagen: Paulli, 1669. {2} *Gentis Burrorum notitia.* [24]pp. Folding genealogical table. *Fragment of title only*, mounted on another sheet. [Strasbourg, 1660.] 2 works in 1 vol., 4to. 18.2 x 14.3 cm. 18th century half vellum, rubbed. Some foxing but very good copies. Booklabel with BLUMENBACH's signature & his annotations on c. 5 leaves. 18th century signature on verso of title & notes on back endpaper. Stamped figure (identical with text illustration) on verso of title. 1660–69. \$450

FIRST EDITIONS. Borro's life was a fantastic blend of religion, adventure, alchemy and medicine. Having fled the Inquisition, he successfully solicited funds from Queen Christina of Sweden in quest of the philosopher's stone. When the queen retired to Rome, he got the king of Denmark to spend huge sums of this project. Probably his favor with the king brought him into contact with Bartholin, and hence the series of letters above, one of which is on the restoration of sight by certain alchemical means—a "cure" which made Borro very popular. The second item is a genealogy of Borro's family supposedly by Borro himself, tracing his ancestry to ancient Rome. Thorndike VII 242–43 & 383–85. Wellcome II 206.

94. BOSCH, Cornelius Jacob van den. *Commentatio medica exhibens anatomiam systematis respirationi inservientis pathologicam.* 4to. 26 x 22.2 cm. vi, [2], 202, [2]pp. 1 plate. Original wrappers, uncut. Spine worn but a fine copy. BLUMENBACH's signature on verso of half-title. Haarlem: Kampman, 1801. \$125

FIRST EDITION. Preface dated Göttingen, 1800.



Medicine on the battlefield and in the hospital from 96.

95. BOSTOCK, John (1773–1846). *Versuch über das Athemholen aus dem Englischen* übersetzt von A[dolph] F. Nolde (1764–1813). 2 parts in 1 vol., 8vo. 20 x 11.3 cm. 259pp. 1 plate. Contemporary boards, upper hinge cracked, but internally a fine copy. BLUMENBACH's annotations on c. 15 leaves. HERBST's signature on pastedown. Erfurt: Knick & Muller, 1809. \$100

FIRST EDITION IN GERMAN, INSCRIBED TO BLUMENBACH FROM THE TRANSLATOR. On respiration. Bostock later gave classic descriptions of hay fever, which is sometimes referred to as "Bostock's catarrh" (see G-M 2582-83). Hirsch. Wellcome II 208 (Engl. ed., 1804).

96. BOTALLO, Leonardo (b. 1530). *Opera omnia medica et chirurgica.* 8vo. 15 x 9.5 cm. [14], 800, [24]pp. Fine engraved title & 4 folding copperplates. Contemporary vellum. Fine copy. BLUMENBACH's signature dated from Switzerland, 1783, on endpaper & his note on one leaf of text. HERBST's signature also on endpaper. Leiden: Gaasbeeck, 1660. \$850

FIRST EDITION. G-M 802.1 & see 2581.7. First description of "Botallo's duct," the ductus arteriosus; "Botallo's foramen," the foramen ovale interauriculare; and "Botallo's ligament," the ligamentum arteriosum. In his treatise, *De catarrho commentarius* (1564) reprinted above, Botallo offered the first description of hay fever. He also described allergic rhinitis, which he probably mistakenly attributed to the odor of roses. Farmer, "History of clinical recognition of allergic states," *Ciba symposia* XI (1951) 1382. Wellcome II 209. Waller 1335.

97. BOURGES, [Jacques] de. Wahrhafft und eigentliche Erzählung von der Reise des Bischofs von Beryte [Pierre Lambert de LA MOTHE (1624-79)] . . . nach China . . . verteutscht durch T.R.C.S.C.S. 4to. 18 x 14.5 cm. [2], 182pp. 8 plates in text. 18th century boards, back hinge weak. Very good copy. BLUMENBACH's signature on verso of title & his annotations on 3 or 4 leaves. Leipzig: Ritzsch, 1671. \$500

FIRST EDITION IN GERMAN. La Mothe established the French mission in Indochina with the assistance of de Bourges, who wrote this account of their trip overland through the Middle East and their arrival in Siam (Thailand). La Mothe, in the face of strong Portuguese opposition, managed to mobilize local support and to get the Pope to approve the establishment of the French mission. De Bourges negotiated the official permission in Rome, and became the first bishop of west Tonkin (Viet Nam), while La Mothe developed a network of missions throughout Indochina, marking the beginning of the French colonial regime. N.B.G. E.B. B.M.C. III 1105.

98. BRACKENRIDGE, H[enry] M[arie] (1786-1871). Views of Louisiana; together with a journal of a voyage up the Missouri River, in 1811. 8vo. 20.8 x 12.8 cm. 304pp. Contemporary tree calf, a little rubbed, but a fine copy. BLUMENBACH's signature & page no. refs. on pastedown. Pittsburgh: Cramer . . . , 1814. \$500

FIRST EDITION. Narrative of a journey to the upper Missouri, with the Missouri Fur Company, containing details of the operations of the fur traders, and with additional material on the history, geography, peoples, etc. of the Louisiana territory (Louisiana, Arkansas, Mississippi, Missouri). Blumenbach has marked a passage on the finding of pre-Columbian Indian remains in the Mississippi valley. Portions of the above appeared previously in some local journals. D.A.B. Sabin 7176. Howes 688. Wagner, *Plains and Rockies* (1953) 12. Clark II 136. Streeter III 1776.

99. BREDE, P[hilipp] F[erdinand]. Reise durch Teutschland, Frankreich und Holland im Jahr 1806. Erster Band [all published]. 8vo. 15.5 x 8.5 cm. xvi, 624pp. *Lacks pp.* 255-72. Fronts. Contemporary marbled boards. Very good copy. Göttingen: Dieterich, 1807. \$100

FIRST EDITION. Blumenbach also travelled to France in 1806, on behalf of Göttingen. B.M.C. IV 45.

100. BRINKMANN, Johann Pet[er] (d. 1785). Anweisung für Aerzte und Wundärzte, um bei gerichtlichen Untersuchungen, vollständige Visa reperta zu liefern. . . . 8vo. 17 x 10 cm. 84pp. Contemporary boards. Small stamp on title. Very light foxing but a fine copy. Düsseldorf: Steurkanzlisten & Zehnpenning, 1781. \$150

FIRST EDITION? Forensic medicine. Hirsch. Wellcome II 239 (1783 ed.).

101. BRUCE, James (1730-94). Travels to discover the source of the Nile. . . . 5 vols., 4to. 31 x 25 cm. c. 3000pp. 53 of c. 60 plates, 3 maps, 4 plans. *Without portrait & "Ode to James Bruce" which are frequently lacking. Also without script specimen leaves & "Register" in v. 3.* Original boards, uncut, rubbed. Occasional foxing. Very good set. Booklabel with BLUMENBACH's signature in each vol. & his annotations on c. 10 leaves (mostly plates). Edinburgh: By Ruthven for G. Robinson, 1790. \$600

FIRST EDITION, Edinburgh issue, which is considered the best. Blumenbach co-edited the German translation of Bruce (1790-91). Some of the notes in the present set from his library appear to be German translations of place names, etc. on the maps and plans. His notes are also found on the plates showing ancient Egyptian figures. A brief look at recent sets of Bruce up for auction shows that most contained between 55-60 plates and that the portrait & "Ode to Bruce" were very often lacking. Cox I 388-89.

102. BRÜCKNER, August. Ueber die Natur, Ursachen und Behandlung dereinwärts gekrümmten Füsse oder der sogenannten Klumpfüsse. 8vo. 20 x 12.3 cm. viii, 143, [1]pp. 2 large folding plates. Contemporary yellow boards, gilt spine. Occasional light foxing but a fine copy. BLUMENBACH's signature on endpaper. Gotha: Perthes, 1796. \$200

FIRST EDITION. This comprehensive monograph on club-foot renewed interest in the subject, especially in Germany. Bick, *Source book of orthopaedics* (1968) 81. Not in Waller, Wellcome or Hirsch.

103. BRUNNER, Johann Conrad (Brunn von Hammerstein) (1653-1727). Glandulae duodeni seu pancreas secundarium . . . Accedit dissertatio de glandula pituitaria. 4to. 19.7 x 16.2 cm. [14], 199, [1]pp. 1 folding copperplate with minor tear repaired. 18th century wrappers. Staining affecting upper left corner of first few leaves, but a very good copy. BLUMENBACH's manuscript title lettering on spine & cover, & his & HERBST's signature on front pastedown. Frankfurt & Heidelberg: Joh. Maximilian à Sande, 1715. \$500

Probably the third edition of Brunner's description of the glands in the duodenum which are named after him, together with reprints of his works on the pancreas and the pituitary gland. See G-M 975 & 3927. Brunner came near to discovering pancreatic diabetes, and his experiments on the dog represent pioneer work on internal secretion. All of the early editions of this work are rare, and neither the Osler, Cushing, Waller, Wellcome, or Reynolds catalogues describe the first edition. Of these catalogues, only Waller 1568 reports the presence of this edition. Singer, *History of medicine* (1962) 552. Hirsch.

104. BUCHHEISTER, Jürgen Chr. Dissertatio inauguralis medica de simplici luis venereae curandae methodo. 8vo. 19.8 x 12 cm. vi, 70pp. Contemporary boards. Very good copy. Göttingen: Dieterich, 1830. \$75

Probably FIRST EDITION, INSCRIBED TO HERBST FROM THE AUTHOR.

105. BUCHHEISTER & NOODT, C[arl]. Erfahrungen über die Cholera asiatica in Hamburg im Herbste 1831. 8vo. 22.8 x 13.5 cm. 221 pp., adverts. 3 folding tables & 1 plan. Buckram, uncut. Good copy. HERBST's signature on front wrapper. Altona: Aue, 1832. \$100

FIRST EDITION. The authors were physician and pharmacist respectively at the Hornwerk Cholera Hospital. B.M.C. IV 485.

106. BUDGE, Julius (1811-88). Memoranda der speciellen Physiologie des Menschen. 12mo. 16.8 x 10.3 cm. xii, 372pp. 10 plates. Original cloth-backed printed boards. Good copy. Weimar: Landes-Industrie-Comptoir, 1853. \$50

Fifth edition, revised & enlarged. See G-M 1323, 1507 & 1510 and Rothsuh 175. Wellcome II 265 (2nd ed.).

107. [BUFFON, Georges Louis Leclerc, Comte de (1707-88) & DAUBENTON, Louis J. M. (1716-1800).] Histoire naturelle . . . avec la description du cabinet du roy. Vols. 1-9 only, 4to. 25 x 18.5 cm. c. 3500pp. Plates. Vols. 1-7 in contemporary mottled calf, richly gilt spines, rubbed; vols. 8-9 in buckram. Very good set. BLUMENBACH's page no. refs. on endpapers of vols. 1-7 & his annotations in text. Contemporary signature on titles of vols. 1-7. *Sold as is*. Paris: Imprimerie royale, 1749-61. \$450

FIRST EDITION, the first 9 of 44 volumes (the last published in 1804). Blumenbach has occasionally made use of marker slips from papers of his. See G-M 324.

108. [BUFFON & DAUBENTON.] Allgemeine Historie der Natur . . . mit einer Vorrede Herrn Doktor Albrecht von HALLER (1708-77). Vols 1-3 only, 4to. 24.2 x 19 cm. (3rd. vol. a little smaller). c. 1600pp. 2 maps, 162 plates, title vignettes & head-pieces. Vols. 1 & 2 in contemporary velum; vol. 3 in contemporary half calf, gilt. Rubbed & some foxing but a very good set. Original lot number tickets from auction of BLUMENBACH's library still attached & his annotations on c. 35 leaves. Hamburg & Leipzig: Grund & Holle, 1750-57. \$450

FIRST EDITION IN GERMAN. The first 3 vols. only of the German edition completed in 1780. At the time the German edition went into publication, only 3 vols of the original had been issued. Blumenbach has paid special attention to the anthropology section. See G-M 324. Heilbrun 229.

109. BULLETIN DE L'ECOLE DE MEDECINE DE PARIS. An 13. (Première année.) [1804-05.] 8vo. 20.7 x 13 cm. 177, [1]pp. Contemporary boards, uncut, a little worn but a fine copy. BLUMENBACH's signature & date 23 January 1806 on pastedown. [Paris, 1804-05]. \$75

FIRST EDITION of vol. 1, nos. 1-12, of the first journal publication of the newly re-organized Paris institution.

110. BUQUOY, Georg [F. A. de Longueval], Graf von (1781-1851). Skizzen zu einem Gesetzbuche der Natur. . . . [With supplements]: Die Fundamental-gesetze an den

Erscheinungen der Wärme [&] Zusammenstellung einiger Hauptmomente aus der Geotomie, Phytotomie und Zootomie . . . ferner: Über die Methode in der Biologie überhaupt und namentlich über die Anwendung der Mathematik bei der Interpretation der Lebenserscheinungen. . . . 4to. 24.6 x 21 cm. [2], xvi, 394; x, [395]-562pp. 2 folding plates. Contemporary pastepaper boards, rubbed. Occasional foxing. Very good copy. Leipzig: Breitkopf & Härtel, 1825-26. \$150

Second edition (first, 1817). A system of nature. Buquoy made contributions to physics, mathematics and technology. He also was a frequent contributor to Oken's journal, *Isis*. He was the owner of factories, particularly glassworks, and discovered and named the black glass, hyalith. Poggendorf. B.M.C. XV 1094.

111. BUQUOY. Ideale Verherrlichung des empirisch erfassten Naturlebens. 2 vols. in 1, 8vo. 20.4 x 11.7 cm. L, 134; 312pp. 5 folding tables of comparative linguistics. Contemporary pastepaper boards, rubbed. Very good copy. Leipzig: Breitkopf & Härtel, 1826. \$85

Second edition.

112. BUQUOY. Anregungen für philosophisch-wissenschaftliche Forschung und dichterische Begeisterung. . . . 8vo. 20.4 x 11.8 cm. xxiv, 792pp. Contemporary pastepaper boards, a little rubbed. Very good copy. Leipzig: Breitkopf & Härtel, 1827. \$95

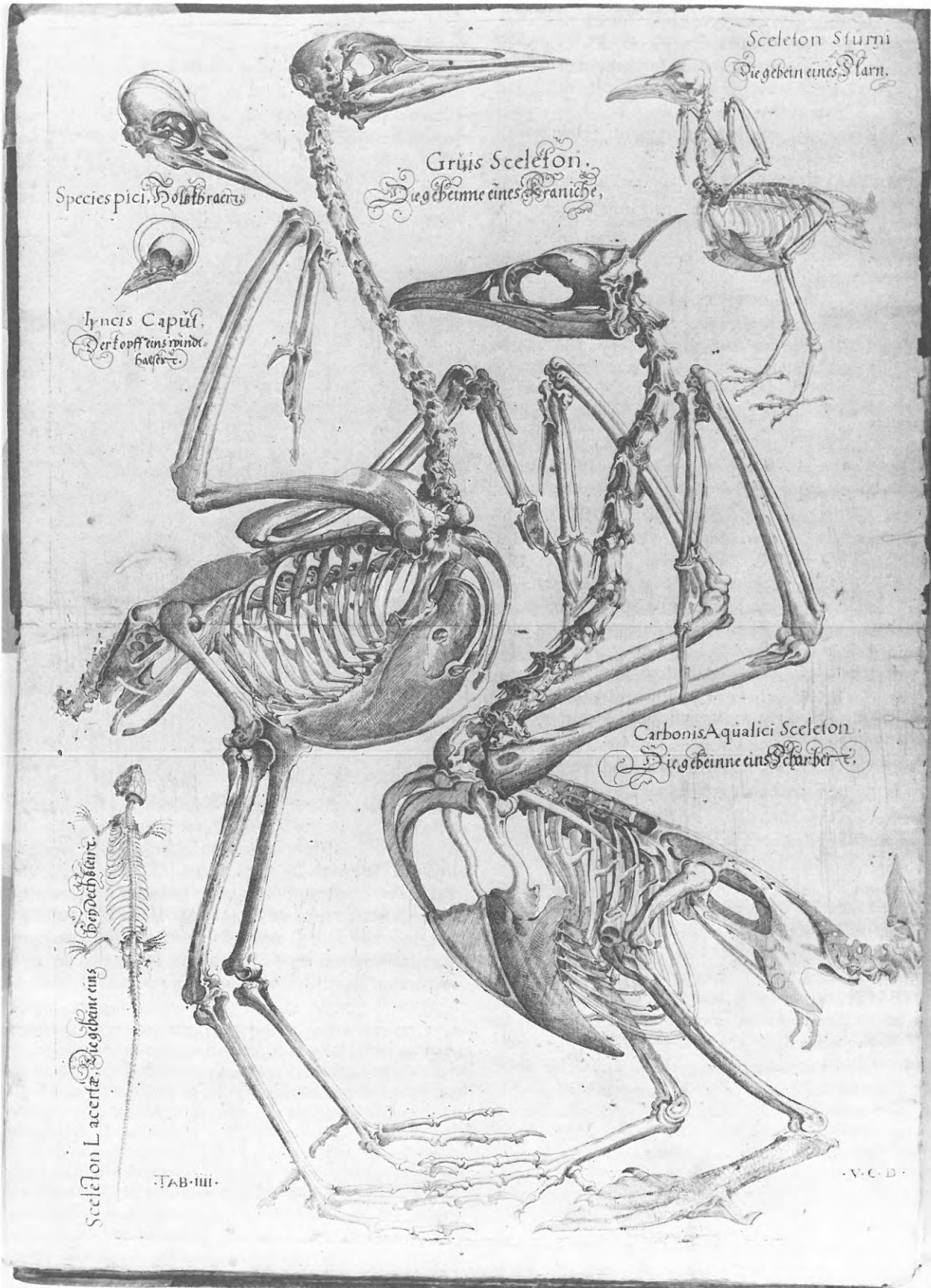
FIRST EDITION.

With Royal Inscription

113. BYRON, John (1723-86). Narrative . . . containing an account of the great distresses suffered by himself and his companions on the coast of Patagonia . . . with a description of St. Jago de Chili. . . . 8vo. 20.8 x 12.4 cm. [2], viii, 257pp. Fronts. Contemporary calf, rebounded. Very good copy. Booklabel with signature of BLUMENBACH & HERBST, Blumenbach's annotations on approx. 40 leaves. London: Baker . . . , 1768. \$375

INSCRIPTION on endpaper: "Prince Augustus/November the 23 1785" in a formal hand with flourishes. Possibly the volume was presented to Blumenbach or had some other connection with the attendance of three of the English princes at Göttingen in 1785-86. Prince Augustus would have been about 13 at this time, and while he did definitely attend Göttingen, we have not been able to confirm that he was there at this early date.

Second edition, published the same year as the first, and with the same pagination. Byron was shipwrecked in 1741, and did not return to England until 1746, after making his way to Valparaiso under great hardship. Material from his narrative was used by his grand-son, the poet, for the shipwreck in his comic epic, *Don Juan*. Blumenbach has annotated not only passages on the flora and fauna, but also the bizarre (possibly fantastic) incidents of the wreck. D.N.B. Cox II 281. Maritime Museum 118. Bell III 164. Brown I(1700-71) 1615.



Species pici. Holzbocker
 Gruis Sceleton.
 Die gebeine eines Kraniche.
 Sceleton Sturni
 Die gebeine eines Starlarn.
 Lyncis Caput.
 Der kopff eines lyncis
 hals.
 Carbonis Aqualici Sceleton.
 Die gebeine eines Scharber.
 Sceleton Lacerta. Die gebeine eines
 Eidechsen.
 TAB. III.
 .V.C.D.

Die Muschel an dem gesellen
 munteren St. Keville Hauhin

114. BYTEMEISTER, Heinrich Johann (1698–1745). *Bibliothecae appendix sive catalogus apparatus curiosorum*. . . 4to. 22.8 x 17.5 cm. Engraved title, [4], 58, [4]pp. 28 very fine plates of scientific apparatus, mechanical & natural curiosities, etc. *Lacks portrait*. Contemporary calf, richly gilt borders, g.e., a little rubbed. Some foxing but a very good copy with the plates in excellent impressions. [Helmstädt]: the author, 1735 & [Schnorr, 1738]. \$375

FIRST ILLUSTRATED EDITION, PRESENTATION INSCRIPTION, "Donum auctoris", on pastedown. A very finely illustrated catalogue of materials used in natural history lectures. N.B.G. Wellcome II 281 & B.M.C. IV 853 (without 2nd title for plates).

115. CALDANI, Floriano (1772–1836). *Opuscula anatomica*. 4to. 30 x 21 cm. 56pp. 4 copperplates. Contemporary marbled boards. Foxing but a very good copy. BLUMENBACH's signature on front pastedown. Padua: Joseph . . . , 1803. \$150

FIRST EDITION. 4 small anatomical studies by the nephew of the more famous Leopoldo Caldani. Hirsch. Not in Waller or Wellcome.

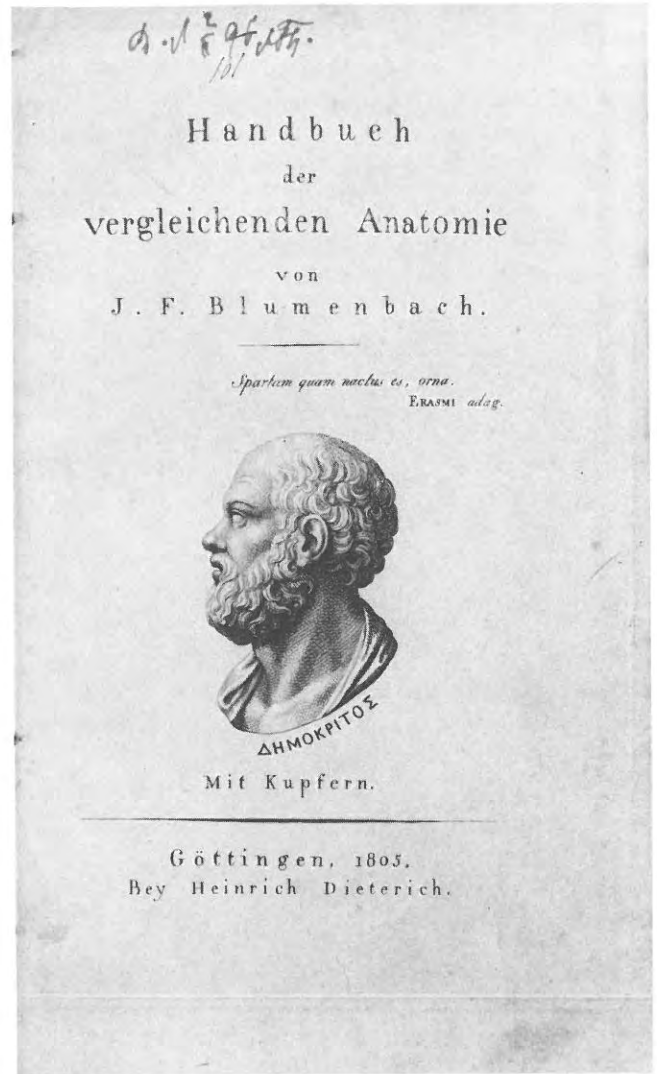
116. CALDANI, L[eonardo] M. A. (1725–1813). *Institutiones physiologicae et pathologicae*. Edidit . . . Eduard SANDIFORT (1742–1814). 2 vols., 8vo. 22 x 13 cm. [8], 416; [4], 417–739pp. Contemporary boards. Dampstain on spine of vol 1., otherwise a fine set. Spines labeled in BLUMENBACH's hand. HERBST's signature on free endpapers. Leiden: S & J. Luchtmans, 1784. \$150

FIRST EDITION of Sandifort's edition of Caldani's standard textbook of physiology and pathology. Professor of medicine and anatomy at Padua, Caldani was widely influential. Rothsuh 140. Hirsch. Wellcome II 287.

117. CAMERARIUS, Joachim (1500–74). *Commentarii utriusque linguae, in quibus est . . . diligens exquisitio nominum, quibus partes corporis humani appellari solent*. [Title in Greek & Latin & text with Greek & Latin terms.] Folio. 32.3 x 21 cm. [43]pp., 498 cols., [40]pp. Contemporary blind-stamped pigskin, with motif of Judith & Holofernes in center panel, some 16th century patching on back cover. Occasional very light foxing but a fine copy in a handsome contemporary binding. Contemporary signatures on title. BLUMENBACH's signature & date 1775 on verso of title & his notes on endpaper. Annotations on *approx. 25 leaves*, at least half & probably more in Blumenbach's hand. Basel: Herwagen, 1551. \$600

FIRST EDITION. On classical Greek and Latin terms for parts of the body, from medical and other sources. Camerarius was one of the foremost classical scholars of the German Renaissance. He produced some 150 editions, including the Latin translation of Dürer's work on proportion. He was also an important figure in politics, and the founder of the Camerarius medical dynasty. Blumenbach's notes refer to the above as a "liber rarus." Sandys, *History of classical scholarship* II (1967) 266–67. E.B. (1911). Hirsch. Durling 805.

118. CAMPER, Pieter (1722–89). *Epistola ad anatomicorum principem magnum ALBINUM* [Bernhard Siegfried,



S16.

1697–1770]. 4to 23 x 19.8 cm. [2], 29, [1]pp. 1 folding plate. Contemporary boards, rebacked sometime around 1800. Covers a little worn but a fine copy. BLUMENBACH's signature on verso of title, *approx. 30 lines* in his hand on pastedown & his annotations on 2 other leaves. Contemporary signature on verso of title. Groningen: Crebas, 1767. \$500

FIRST EDITION. Camper took a rather singular view on anatomic representation, in that he objected to the perspective representation used by Vesalius, Eustachius, Cheselden, Albinus, Haller, etc. Camper held the view that anatomic subjects should be represented architecturally. His letter to Albinus initiated a bitter controversy between the two and led to Albinus' detailed explanation of his artistic methods in the 8th vol. of his *Annotationes academicae*. Camper attacked not only Albinus but also the artist Jan Wandelaar, who worked for him. Blumenbach's detailed notes refer both to the present text and to Albinus' reply. Choulant/Frank 285 & 276–80. Waller 1730.

119. CAMPER. *Kleinere Schriften die Arzney- und Wundarzney-kunst und fürnehmlich die Naturgeschichte betreffend . . . Ins Teutsche übersetzt von J. F. M. Herbell*. 2 pts.

in 2 vols., 8vo. 19.8 x 11.7 cm. [4], 157, [1]; [14], 184, [4]pp. 10 folding plates. Contemporary boards, a little worn but internally a fine set. Signature of BLUMENBACH & HERBST on endpaper & Blumenbach's notes on c. 15 leaves. Leipzig: Crusius, [1782]-84. \$300

FIRST EDITION, vol. 1 only. G-M 77. The first volume of Herbell's collected edition, which he prepared in German translation with revisions by Camper himself. A total of 3 vols. in 6 parts was published and the general title revised to *Sämmtliche kleinere Schriften*. The titles for the above, however, do not reflect the revision. The first two parts primarily contain papers on natural history, particularly Camper's dissections of an elephant and orang-outang, his studies of the croaking of frogs and the bones of birds, in which he discovered the air-spaces. D.S.B. Cole I 1751 (vol. 1 only). B.M.C. IV 1097.

120. CAMPER. Naturgeschichte des Orang-Utang und einiger andern Affenarten, des Africanischen Nashorns, und des Rennthiers. Ins Deutsche uebersetzt, und mit neuesten Beobachtungen des Verfassers herausgegeben von J. F. M. Herbell. 4to. 27 x 21.5 cm. 224pp. 9 copperplates engraved by W. J. Strunck after drawings by the author. Contemporary boards. Fine copy. BLUMENBACH's manuscript label on spine & his page references on title. Düsseldorf: Dänzer, 1791. \$200

FIRST EDITION IN GERMAN. Camper's demonstration that the Bornean orang-outang was a species of ape previously undescribed. He also showed the anatomical reasons why this species of ape and all other apes and monkeys cannot modulate their voices like human beings. This, Camper explained, was one of many characteristics which separated man from the apes and proved his superiority over them. This was a point in which Blumenbach concurred, and the translator has made him one of the dedicatees of the translation. Greene, *Death of Adam* (1959) 188-90 & 366.

121. CAMPER. Über den natürlichen Unterschied der Gesichtszüge in Menschen . . . über das schöne antiker Bildsäulen und geschnittener Steine; nebst Darstellung einer neuen Art, allerlei Menschenköpfe mit Sicherheit zu zeichnen . . . herausgegeben von . . . Adrian Gilles Camper . . . übersetzt von S[amuel] Th[omas] SOEMMERRING (1755-1830). 4to. 28.7 x 23.5 cm. xx, 77pp. 10 plates after Camper's drawings. Contemporary boards, a little worn. Plates lightly foxed but a fine, large paper copy. Signature of BLUMENBACH & HERBST on pastedown & Blumenbach's notes on c. 10 leaves. Berlin: Voss, 1792. \$500

FIRST EDITION IN GERMAN, published a year after the original Dutch. G-M 158 (citing this edition). Although G-M describes Camper's work in craniometry as the foundation of all subsequent work, Camper more precisely is remembered for recognizing the importance of the facial form and for his particular method of measuring the "facial angle". Actually Blumenbach was the true founder of craniology (at least from the viewpoint of anthropology). He insisted on the importance of the skull-form and his classification methods paved the way for later researchers. Camper and Blumenbach were active correspondents. Camper first developed the ideas for the above around 1770, before Blumenbach's dissertation on the varieties of humankind, and he completed the text in 1786, about 10 years after Blumenbach's dissertation. However, the work did not

appear until after Camper's death, when it was published by his son. D.S.B. Penniman, *100 years of anthropology* (1965) 45-46. Waller 1737. Also see Supplement to this catalogue under Camper.

122. CAMPER. Vorlesungen . . . über den Ausdruck der verschiedenen Leidenschaften durch die Gesichtszüge; über die bewundernswürdige Ähnlichkeit im Bau des Menschen, der vierfüßigen Thiere, der Vogel und Fische; und über die Schönheit der Formen. Herausgegeben von seinem Sohne A. G. Camper. Aus dem Holländischen übersetzt von G. Schaz. 4to. 24.1 x 18.7 cm. xx, 87, [1]pp. 11 folding plates. Contemporary half calf, slightly rubbed. A few leaves foxed but a fine copy. Signature of BLUMENBACH on verso of title & his pencil annotations on c. 5 leaves. Berlin: Voss, 1793. \$300

FIRST EDITION IN GERMAN of lectures on the artistic representation of emotion, on the similarities of structure in humans and animals, and on beauty of form. These were given by Camper in 1774, 1778 & 1782 to art students, but were not published until after his death, based on his notes and sketches. The German edition also contains a brief biography of Camper by his son, Adriaan, who prepared the lecture notes for publication. Although this is a separate work from Camper's famous book on physiognomy, craniometry, and drawing (G-M 158), it was conceived during the same period as the former and along similar lines and is, thus, in some sense a complement to it. Choulant/Frank 286-87. Waller 1742.

123. {1} CANT, Arent (d. 1723). Dissertatio anatomico-theoretica inauguralis, de receptaculo et ductu chyli. 19, [5]pp. Large folding plate (43.5 x 26.5 cm. in the plate) after the author's own drawing. Leiden: Van der Aa, 1721. {2} LEITERSPERGER, Jeremias. Dissertatio anatomica exhibens encheirisin novam, qua ductus thoracicus una cum receptaculo chyli in quovis subjecto humano demonstrari potest. . . . 46 pp. Folding plate. Strasbourg: Spoor, 1711. {3} BUSMANN, Conr[ad]. De ductu thoracico. 16pp. Folding plate. Göttingen: Vandenhoeck, 1741. 3 works in 1 vol., 8vo. 23.3 x 18.5 cm. ({2} & {3} slightly smaller & uncut). 18th century boards. Occasional very light foxing but fine copies. Signature of HERBST on pastedown & spine-label & endpaper notes in BLUMENBACH's hand. 1711-41. \$175

FIRST EDITIONS of three theses on the thoracic duct. Cant {1} was a pupil of Ruysch, and before his early death, had established a reputation as an outstanding anatomic illustrator. The large folding plate after his drawing is very fine and has been annotated by Blumenbach. Hirsch.

124. CASSEBOHM, Johann Friedrich (1699?-1743). {1} Tractatus quatuor anatomici de aure humana. . . . [12], 84pp. 3 plates. {2} Tractatus quintus anatomicus de aure humana. Cui accedit tractatus sextus anatomicus de aure monstri humani. [6], 64, [6]pp. 3 plates. 2 works in 1 vol., 4to. 20.7 x 17.5 cm. Late 18th century boards, a little rubbed. Occasional foxing. Very good copies. Signature of BLUMENBACH & HERBST on title. Halle: Orphanotropheus, 1734-35. \$650

FIRST EDITIONS. G-M 1547. Investigations of the anatomy and physiology of the ear. Waller 1805. Wellcome II 309.

125. CASSERIO (or Casseri), Giulio (1561?–1616). *De vocis auditusque organis historia anatomica*. Folio. 34 x 23.5 cm. [48], 191, 4pp. Engraved title, portrait of Casserio (folded) & 22 copperplates included in pagination. Contains the complete text on the throat but LACKS ENTIRE 126PP. TEXT AND 12 PLATES ON THE EAR. ALSO LACKS PORTRAIT OF DUKE OF PARMA. Old calf, rubbed. Engraved title soiled & cropped with repair to outer margin & small loss of text. A short copy with several headlines shaved & minor plate loss in lower margin. Stab holes in inner margins. Minor dampstaining, but an acceptable copy aside from the above mentioned defects. Göttingen library stamps on verso of engraved title. [Ferrara: Victorio Baldino, 1600–01.] \$750

FIRST EDITION. G-M 286. A very incomplete copy offered at a bargain price of the most beautiful and important early work on the vocal organs in man and animals. Originally a servant to Fabricius, Casserio was personally trained by him and ultimately succeeded to Fabricius' chair of anatomy. Like his teacher, who had studied the development of the chick for clues to human embryology, Casserio endeavored to explain the human larynx and ear by reference to the lower animals. His work was the most ambitious and detailed investigation on comparative anatomy carried out during his time, and for long afterwards, and his description of the larynx was far more accurate than that of any previous writer. He was also the first to understand the sound-producing organs of that noisiest of insects, the cicada.

The remarkable plates in this work are attributed to the German painter and etcher, Joseph Maurer, who lived in Casserio's house and did both the drawing and engraving for the illustrations. Choulant/Frank 223–24. Cole, *History* 112–25 (reproducing 7 plates). Cole 337. Wellcome I 1333. Waller 1809.

126. CELSUS, A. C[ornelius] (fl. 1st cent. A.D.). *De re medica libri octo*. Editio nova, curantibus P. Fouquier . . . et F. S. Ratier. 12mo. 13 x 8 cm. 431pp. Contemporary half calf, gilt, a little rubbed. Very good copy. HERBST's signature on endpaper & possibly his pencil annotations on 6 leaves. Paris: Baillière, 1823. \$85

See G-M 20.

127. CHALMERS, Thomas, D. D. (1780–1847). A series of discourses on the Christian revelation, viewed in connection with the modern astronomy. 8vo. 20.5 x 12.3 cm. 275pp., adverts. Contemporary calf, gilt, rubbed. Very good copy. BLUMENBACH's page no. refs. on endpaper. Glasgow: John Smith . . . , 1817. \$30

Fourth edition. See Haber, *Age of the world* 201–04.

128. CHARAS, Moïse (1618–98). *Opera*. . . 3 vols. in 1, 4to. 23.5 x 17 cm. [12], 496, [28]; [8], 449; [4], 275pp. Handsome engraved titles & 8 fine plates. *Lacks portrait*. Contemporary vellum, head of spine worn. Corner of leaf Cc₄ in vol. 1 repaired with loss of a few letters in 5 lines of text. Some dampstaining on printed title of vol. 1 & insignificant worming in margin of last leaves, but a fine copy. 3 line note by BLUMENBACH laid in with sketch of hot air balloon on verso. [Geneva: Du Four, 1684.] \$450

FIRST COLLECTED EDITION, including Charas' widely translated *Pharmacopée royale* (1672), and his treatises on treacle, and on vipers and their medical use, which was his speciality. Charas was one of the first to dissect snakes, and his treatise is accompanied by some striking illustrations of viper specimens. Cole, *History* 207 ff. *Kremers & Urdang's history of pharmacy*, rev. Sonnedecker (1963) 404 & other refs. N.B.G. Neu 883. See Ferguson I 151–52 & Duveen 130. Wellcome II 327.

129. CHELIUS, Maximilian Joseph (1794–1876). *Handbuch der Chirurgie*. 2 vols., 8vo. 22 x 13 cm. xxxvi, 806pp., adverts; viii, 730pp. adverts. Contemporary pastepaper boards, a little rubbed but a fine set. Heidelberg & Leipzig: Groos & Vienna: Gerold, 1833–34. \$100

Fourth edition, revised, of this standard text, first published in 1822–23. It went through 8 editions and was translated into 11 languages, remaining the standard German text until well into mid-century. Hirsch. Waller 1935 (7th ed.). Wellcome II 334 (this ed.).

130. CHESELDEN, W[illiam] (1688–1752). *The anatomy of the human body*. 8vo. 20.2 x 11.3 cm. [2], v, [1], 334, [16]pp. Fronts. & 40 copperplates engraved by Ger[land] Vandergucht (1696–1776). Contemporary calf. Very good copy. Signature of BLUMENBACH & HERBST on title & Blumenbach's annotations on c. 10 leaves, including 10 lines on endpaper. London: Hitch & Dodsley, 1756. \$150

7th edition of Cheselden's classic textbook of anatomy, first published in 1713. Blumenbach has taken trouble to point out that 2 of the muscle plates are after drawings by the painter, Joseph Highmore, who attended Cheselden's lectures. Russell, *British anatomy*, 158. Also see Supplement to this catalogue under Cheselden.

131. CLARK, [Sir] James (1788–1870). *The influence of climate in the prevention and cure of chronic diseases, more particularly of the chest and digestive organs . . . with an appendix, containing a series of tables on climate*. 8vo. 22 x 13.5 cm. [6], [ix] - x1, 400pp. 6 leaves of tables. Original cloth, original printed label on spine, uncut. Faded but internally a fine copy. London: Murray, 1830. \$150

Second edition, PRESENTATION INSCRIPTION TO HERBST FROM THE AUTHOR on half-title. One of the first English works on the influence of climate on diseases, and on the English and European spas popular at the time, by Queen Victoria's physician. The first edition, nearly 100pp. shorter, appeared in 1829. D.N.B. Wellcome II 353.

132. CLARUS, Johann C. A. (1774–1854). *Beiträge zur Erkenntniss und Beurtheilung zweifelhafter Seelenzustände*. 8vo. 21 x 12 cm. xviii, 332, [2]pp. Original wrappers. Occasional foxing, but a very good copy. Leipzig: Fleischer, 1828. \$85

FIRST EDITION. Hirsch. Wellcome II 355.

133. CLUVER, Philipp (1580–1622). *Introductio in universam geographiam . . . Studio & opera Johannis BUNONIS (Bunon, 1617–97)*. . . . 4to. 18.2 x 15 cm. [30], 680,

[122]pp. Engraved title & 2 plates. *Lacks remaining 40 plates called for on title.* Contemporary vellum. Very good copy. Old underlining. Braunschweig: Heirs of Conrad Bunon, 1672. \$75

Third edition of historian/geographer Bunon's edition of this 17th century standard, first published in 1624. See James, *All possible worlds* (1972) 123-24. N.B.G.

*Revival of Descriptive Embryology
In Pioneer Treatise on Comparative Anatomy*

134. {1} COITER, Volcher (1534-76). *Externarum et internarum principalium humani corporis partium tabulae*. . . [14], 133pp. 9 copperplates after drawings by the author (mostly double-page). Nuremberg: Gerlach, 1573. {2} COITER. *Lectiones Gabriellis FALLOPII (1523-62)*. . . His *accessere diversorum animalium sceletorum explicationes*. . . [37]ff. 4 double-page plates after drawings by Coiter. *Ibid.*, 1575. {3} ZWINGER, Theodore (1533-88). *In artem medicinalem Galeni, tabulae & commentarii*. [8], 111 pp. Basel: Oporinus, [1561]. {4} ZWINGER. *In Galeni librum de constitutione artis medicae, tabulae & commentarii*. 29, [4], 1 blank, 38, [2]pp. *Ibid.*, [1561]. 4 works in 1 vol., folio. 37.5 x 25 cm. Contemporary half blind-stamped pigskin, rubbed. Some foxing. Plates skillfully washed, but very good copies in a half morocco case. Signature of BLUMENBACH dated 1779 on verso of title of {1} & his occasional brief notes in text. Earlier annotations on some plates & text in other hands. [1561]-75. \$7500

{1} FIRST EDITION. G-M 1539. One of the earliest truly scientific treatises on comparative anatomy, this collection of studies contains the first monograph on the ear, as well as Coiter's epochal (although unillustrated) studies on the development of the chick. "Begun in Bologna with the encouragement of Aldrovandi and published in Nuremberg; based on observations made on 20 successive days, they presented the first systematic statement since the three-period description . . . provided by Aristotle two millenia before . . ." (D.S.B.). Cole (p. 74) illustrates a copy with title page dated 1572, but most copies must have appeared in 1573 as most other references cite the later date. Hall, *Sourcebook in animal biology* (1951) 337-53. Durling 984. Adams C 2321. Waller 2053. Wellcome I 1532 (1572 issue).

{2} FIRST EDITION. G-M 284. In this edition of the lectures of his teacher, Fallopio, Coiter continued and extended his studies of comparative osteology begun in his work of 1572-73. Cole, *History of comparative anatomy* (1944) 73-83. No copies of either work in Cole Library. Durling 1437. Adams C 2322. Waller 2933. Wellcome I 2160. Both works by Coiter are of *excessive rarity*.

{3} FIRST EDITION. Durling 4806. Adams Z 209.

{4} FIRST EDITION. Durling 4807. Adams Z 210.

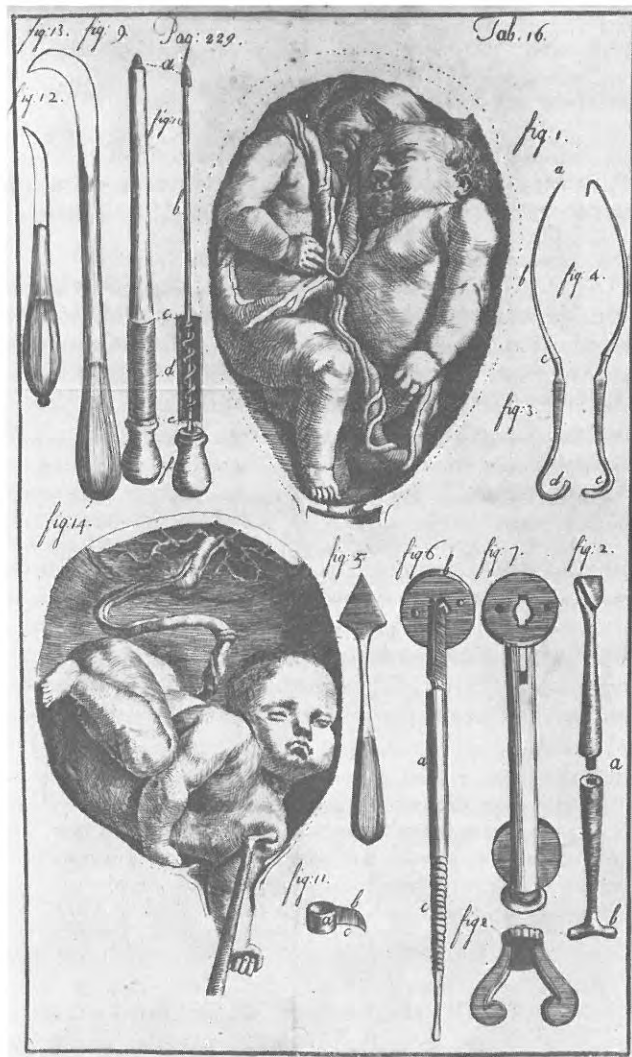
Pagination slightly different in our copies and in the references cited.

135. COLLIN, V[ictor]. *Des diverses méthodes d'exploration de la poitrine*. . . 8vo. 21.7 x 13.2 [4], 116pp. Original wrappers, uncut. Light foxing. Very good copy. HERBST's signature on front wrapper. Paris: Bailliére, 1824. \$85

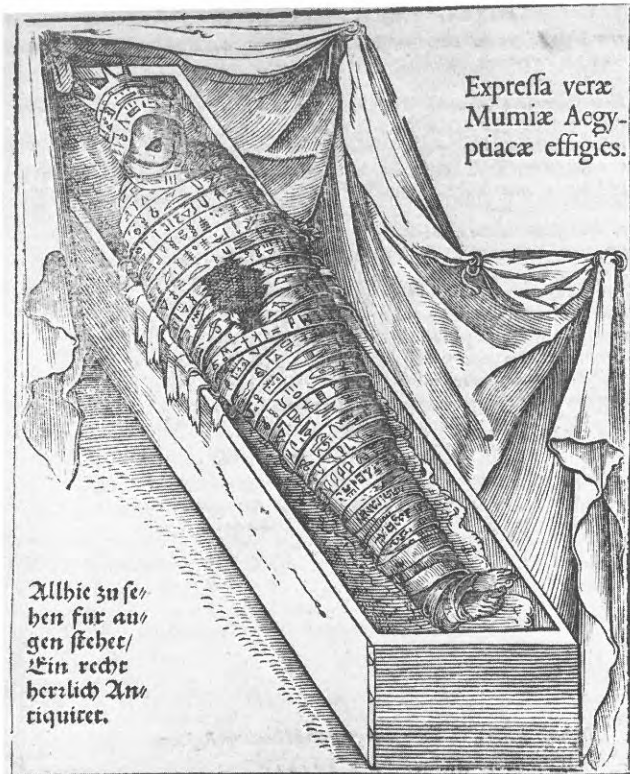
FIRST EDITION. Although little seems to be known about Collin, his work was translated into both English & German. Wellcome II 372. Waller 2072 (German trans.).

136. COLOMBO, Matteo Realdo (1516-59). *De re anatomica libri XV*. 8vo. 16.5 x 11 cm. [8], 495pp. 18th century boards. Very good copy. BLUMENBACH's manuscript label on spine & his signature on verso of title. HERBST's signature below Blumenbach's. Occasional Blumenbach annotations in text. 16th & 17th century inscriptions on title. Paris: André Wechel, 1572. \$600

Third edition. See G-M 378. 1. Discovery of the pulmonary circuit, the passage of blood from the right cardiac ventricle to the left, through the lungs. While this idea was presented by Valverde, there is evidence in the accounts of both Colombo and Valverde that Colombo actually made the discovery on his own through vivisectional observations. Although Servetus also described the pulmonary circuit as early as 1553, some experts believe that Servetus derived his knowledge from Valverde, who in turn learned the idea from Colombo. D.S.B. Durling 994. Adams C 2404. Wellcome I 1547.



S21. Burton. Illustrated by George Stubbs.



169. Strüppe. Blumenbach thought this was the first monograph on Egyptian mummies.

137. CONRADI, Johann Wilhelm Heinrich (1780–1861). *Grundriss der medicinischen Encyclopädie und Methodologie*. . . . 8vo. 20.3 x 11.7 cm. xvi, 155, [1]pp. Contemporary wrappers, spine slightly chipped. Very good copy. Signature of BLUMENBACH & HERBST on pastedown. Marburg: Krieger, 1816. \$125

Second edition, considerably revised. Conradi was associated with Göttingen. Hirsch.

138. CONRADI. *Grundriss der Pathologie und Therapie*. . . . Zweyter Theil. Besondere Pathologie und Therapie. 2 vols., 8vo. 19.5 x 12 cm. xii, 859pp., adverts.; xvi, 796pp., adverts., errata leaf. Contemporary pastepaper boards, rubbed. Very good set. HERBST's signature on endpaper & annotations on c. 35 leaves, possibly in his hand. Marburg: Krieger, 1819–20. \$125

Second edition, revised, of part 2, on special pathology, which is complete in itself. Conradi's *Grundriss* was divided into general and special pathology as it first appeared in 1811 and the years after, but eventually, as this popular text went through several revisions, it appeared as 2 separate handbooks of general and special pathology respectively (see general pathology text below). Hirsch. B.M.C. VI 112.

139. CONRADI. *Handbuch der allgemeinen Pathologie*. 8vo. 19 x 12 cm. xiv, 354, [2]pp. Contemporary pastepaper boards, rubbed. Very good copy. HERBST's signature on

endpaper & probably his pencil annotations on c. 25 leaves. Marburg: Krieger, 1826. \$45

Fourth edition.

140. CONRADI. *Uebersicht der practischen Arzneymittellehre*. 8vo. 20 x 12 cm. x, 132, [2]pp. Contemporary boards, uncut & unopened. Foxing but a very good copy. Göttingen: Deuerlich, 1834. \$100

FIRST EDITION? B.M.C. VI 112.

141. CONRING, Hermann (1606–81). *De habitus corporum germanicorum antiqui ac novi causis*. . . . annotationibus. . . . D. Philippus BURGGRAVIUS, Fil. 8vo. 17.2 x 19.5 cm. [28], 445, [39]pp. 18th century boards. Very good copy. BLUMENBACH's signature & date 1776 on verso of title & his page no. ref. on endpaper. HERBST's signature on endpaper & signature of D. Rud[olph] Aug[ust] Vogel (1724–74). Frankfurt: Stock, 1727. \$85

Later edition. Re Conring see Thorndike VII & VIII numerous refs. Re Vogel, the Göttingen professor/physician and previous owner of this copy, see Hirsch. Waller 2095 (2nd ed. 1652). B.M.C. VI 115.

142. [COOK, Captain James (1728–79).] *Nachricht von den neuesten Entdeckungen der Engländer in der Sud-See*. . . . 8vo. 16.8 x 9.2 cm. xvi, 232pp. Contemporary boards, rubbed. Very good copy. BLUMENBACH's signature on verso of title & his notes on c. 20 leaves including 7 lines on endpaper. Berlin: Haude & Spener, 1772. \$300

FIRST EDITION IN GERMAN of the first account of Cook's first voyage, based on an anonymous journal published two years before the official account. Undertaken to observe the transit of Venus, this voyage also saw the charting of New Zealand, the discovery and charting of the whole east coast of Australia, and the gathering of an enormous quantity of scientific data by Joseph Banks, Daniel Solander, etc. D.S.B. Mitchell Library. . . . *Bibliography of Captain James Cook* (1968) 30. For Cook-related items see also under Forster and Oberea in this catalogue.

143. CORRIE, James. *An essay on the vitality of the blood*. 8vo. 22.1 x 14.3 cm. [2], iii, 100pp., adverts. Modern boards, uncut. Very good copy. London: Elliot & Kay. . . . 1791. \$150

FIRST EDITION. A thesis, presented to John Hunter. B.M.C. VI 325.

144. COTUGNO, Domenico (1736–1822). *De aquaeductibus auris humanae internae*. 8vo. 17 x 10 cm. [20], 187pp. 2 folding copperplates. Contemporary boards. Occasional light foxing but a fine copy. BLUMENBACH's manuscript label on spine & c. 25 lines in his hand on endpaper. Vienna: Rudolf Graeffner, 1774. \$375

Second separate edition. See G-M 1549. Discovery that the labyrinth is entirely filled with fluid, and discovery of the aural aqueducts, with important contributions to the theory of hearing. Blumenbach's notes refer to the work of Scarpa and Cotugno. Stevenson & Guthrie, *History of Oto-laryngology* (1949) 42. Waller 2164. See Wellcome II 398.

145. COURCELLES, David Cornelius de (fl. 1750). *Icones musculorum capitis . . . Met eene nederduitsche verklaring over de selve*. 4to. 28 x 23.5 cm. [4], 83, [5]pp. 8 folding plates. 18th century boards, spine worn. Foxing but a very good copy. Signature of BLUMENBACH & HERBST on verso of title. Leiden: Ex typographia Dammeana, 1743.

\$300

FIRST EDITION IN DUTCH (Latin original, 1739; the above combines the Latin text with the Dutch in duplicate sections). The plates are unusually striking, to say the least. Courcelles is also known for his *Icones musculorum plantae pedis*, a continuation of Albinus' *Tabulae musculorum hominis*. Hirsch. Waller 2184 & Wellcome II 399 (above only).

146. CRAANEN, Theodorus (1620–90). *Tractatus physico-medicus de homine*. 4to. 19.5 x 15.5 cm. [16], 765, [51]pp. 38 plates (many folding). Contemporary vellum, corners worn. Dampstaining & tears in 4 plates but a very good copy. BLUMENBACH's signature on verso of title & his annotations on 2 leaves. HERBST's signature on fly-leaf. Leiden: Vander Aa, 1689.

\$350

FIRST EDITION. Craanen was a follower of Descartes, and an influential teacher. Hirsch. Wellcome II 403.

147. CRULL, Wolters Hendrik. *Dissertatio anthropologico-medica inauguralis, de cranio, eiusque ad faciem ratione*. 8vo. 21.2 x 12.7 cm. [8], 112, [10]pp. 2 large folding plates. Contemporary boards. Some offsetting on plates but a fine copy. Signature of BLUMENBACH & HERBST on paste-down. Gröningen: Veenkamp, [1810].

\$100

FIRST EDITION. Discusses Camper's "facial angle" and Blumenbach's methods of cranial measurement. B.M.C. VI 660.

148. CUVIER, [Georges L. D., Baron] (1769–1832). *Le règne animal distribué d'après son organisation. . . . [Vol. 3 on insects by Pierre André Latreille (1762–1833).]* 4 vols., 8vo. c. 2000pp. (pp. 191–192 in vol. 4 do not exist in any copies). 15 plates. Contemporary pastepaper boards, a little rubbed. Occasional light foxing but a fine set. Some pencil annotations. Paris: Deterville, 1817.

\$650

FIRST EDITION. PMM 276. Dibner 195. See G-M 327. The standard zoological manual for most of Europe during the first half of the 19th century, and the greatest and most influential exposition of the typological approach to animal classification. Coleman, *Georges Cuvier, zoologist* (1964) 13, 94–98. D.S.B. Wellcome II 423 (vols. 1 & 3 only). Cole II 72.

149. DAMPIER, William (1652–1715). *Voyage . . . aux terres australes; a la nouvelle Hollande, &c. fait en 1699 . . . Avec le voyage de Lionel WAFER (c. 16660–1705), ou l'on trouve la description de l'Isthme de Darien. . . .* 12mo. 274, [14]pp. Folding plates & maps. Contemporary half vellum. Fine copy. Booklabel with signature of BLUMENBACH & HERBST & Blumenbach's annotations. Amsterdam: Marret, 1705.

\$150

Early French edition. See Cox I 42–44, National Maritime 98a & Sabin 18382.

150. DARWIN, Erasmus (1731–1802). *Zoonomie . . . aus dem Englischen übersezt und mit einigen Anmerkungen begleitet von J[oa]chim D. BRANDIS (1762–1845)*. 3 vols., 8vo. 17.5 x 9.5 cm. c.2000pp. Plates (some hand-colored). Contemporary marbled boards, gilt leather labels. Very good set. Booklabels with BLUMENBACH's signature & his annotations in vol. 1, pts. 1 & 2. *Sold as is*. Hannover: Hahn, 1795–97.

\$150

FIRST EDITION IN GERMAN, vols. 1 & 2, part 1, only. See G-M 105. "The first consistent, all-embracing hypothesis of evolution" (D.S.B.) occurs here in Darwin's most important medical book. Although Charles Darwin, Erasmus' grandson, claimed he never paid any attention to his grandfather, he did entitle the first draft of *On the origin of species*, "Zoonomia." B.M.C. VI 1013 (also incomplete). For the impact of Erasmus Darwin's medico-philosophical ideas on Germany, and especially Göttingen, see under Girtanner in this catalogue; also see Supplement under Darwin.

151. DESBOUT, Luigi. *Ragionamento fisico-chirurgico sopra l'effetto della musica nelle malattie nervose*. 8vo. 19.5 x 13 cm. 40pp. Original wrappers. Upper edge of front wrapper torn off. Very good copy. Livorno: Calderoni, 1780.

\$100

FIRST EDITION? Not in Waller or Wellcome.

Invention of Reflex Concept

152. DESCARTES, René (1596–1650). *De homine figuris et Latinitate donatus a Florentio Schuyll*. 4to. 21 x 16 cm. [36], 121, [1]pp. 10 copperplates & numerous text engravings & woodcuts, including several of the brain & the famous plate of the heart which shows the interior parts by means of lift-up flaps. Contemporary vellum. Fine copy. Booklabel with BLUMENBACH's signature. Leiden: Leffen & Moyard, 1662.

\$2000

FIRST EDITION. G-M 574. The first European textbook of physiology, and "the first attempt to present systematically a coherent description of bodily responses in terms of actual—or hypothetical—neuro-muscular structures" (Fearing, *Reflex action* [1964] 18–28). In the first two parts, "On the bodily machine," and "How the machine moves itself," Descartes puts forth his theory of bodily automatism—the origin of the "machine man" or "robot" concept. Guibert, *Descartes bibliography* 196–97.

153. {1} DESCARTES. *Tractatus de homine, et de formatione foetus*. [76], 239pp. Numerous text woodcuts, some full-page. Amsterdam: Daniel Elzevir, 1677. {2} AYRER, Augustus (1775–1849). *De quibusdam physiologiae Cartesianae capitibus dissertatio*. [4], 26, [2]pp. 1 plate of the eye. Göttingen: Dieterich, [1791]. 2 works in 1 vol., 4to. 19.4 x 15.7 cm. 18th century boards. Foxing & some browning in {1} but {2} in fine condition on thick paper. Spine label in BLUMENBACH's hand & his annotation on 1 leaf. 1677–[1791].

\$450

{1} The first edition of Clerselier's Latin translation (the third edition in Latin chronologically), which is considered superior to the first Latin translation of 1662. Clerselier had previously edited the first edition in French (1664). See G-M 574. Guibert 202-03. Waller 2377.

{2} FIRST EDITION. A dissertation on Descartes' physiology by a Göttingen contemporary of Blumenbach. Hirsch. B.M.C. I 1273.

154. DEUTSCH, Christ[ian] Friedrich (1768-1843). De graviditate abdominali. . . . 4to. 25 x 20 cm. [10], 46, [2]pp. 4 extra-large folding plates (approx. 57 x 43 cm. in the plate). Original wrappers. Foxing but a very good copy. Halle: Michaelis, [1792]. \$75

FIRST EDITION, PRESENTATION COPY?, with BLUMENBACH's name on front wrapper. This was the author's thesis for the M.D. Hirsch. Waller 2415.

155. DIEMERBROECK, Ysbrand van (1609-74). Opera omnia, anatomica et medica. [Part I only.] Folio. 31.5 x 20 cm. [14], 568, [6]pp. Engraved title & 16 folding copperplates. Large portrait (42.5 x 28 cm. in the plate) engraved by Johann Edeling after Romeyn de HOOGHE (1650-1720), folded & tipped-in on guard before fronts. Contemporary calf, richly gilt spine. Fine copy, with signature of BLUMENBACH, dated 1789, on title. Utrecht: Meinard à Dreunen . . . , 1685. \$375

FIRST COLLECTED EDITION, the first part only, on human anatomy. A fine example of Baroque medical book illustration. Blumenbach's note on the title indicates that this copy came from a friend in Vilna, Lithuania (now in Soviet Union). See G-M 5117. Hirsch. Waller 2452. Wellcome II 467.

156. {1} DIONIS, Pierre (d. 1718). Anatomia corporis humani. [14], 496, [32]pp. Index misbound at end. 19 plates. Geneva: Cramer & Perachon, 1696. {2} MUNNICKS, Johannes (1652-1701). De re anatomica liber. [22], 239, [33]pp. Utrecht: Schouten, 1697. 2 works in 1 vol., 8vo. 18.6 x 11.2 cm. 18th century half vellum, rubbed. Foxing but very good copies. BLUMENBACH's signature on verso of title of {2} & his notes on 2 leaves. Contemporary signature in margin of engraved title. 1696-97. \$500

{1} FIRST EDITION IN LATIN probably. Dionis held the chairs of anatomical and surgical demonstration at the Jardin du Roi. Both the above (original French, 1690) and his 1707 surgical text (G-M 5575) were widely translated; the former, even into Chinese. Hirsch. Wellcome II 471.

{2} FIRST EDITION. Munnicks was an important Dutch teacher of surgery and anatomy. Hirsch.

157. DÖLLINGER, Ignaz (1770-1841). Grundriss der Naturlehre des menschlichen Organismus. 8vo. 22.8 x 14.8 cm. [24], 332, [6]pp. Original marbled boards, uncut. Spine worn but a fine copy. BLUMENBACH's name on title & his annotations on c. 10 leaves. Bamberg & Wirzburg: Goebhardt, 1805. \$275

FIRST EDITION. An attempt to place the physiological knowledge of the day within the postulates of Schelling's *Naturphilosophie*. Although associated with the Romantic movement, Döllinger was one of its least dogmatic and most influential members in the field of biology. He investigated the circulation of the blood, certain secretory functions, blood formation, pulse wave and embryology (see below). He was also a master of vascular injection techniques. D.S.B. Rothschuh 171. Not in Waller or Wellcome.

158. DÖLLINGER. Beiträge zur Entwicklungsgeschichte des menschlichen Gehirns. Folio. 39.5 x 24.5 cm. viii, 3 lpp. 2 copperplates. Original boards, uncut. Fine copy. Frankfurt: Bröner, 1814. \$300

ONLY EDITION of Döllinger's book on the development of the human brain. Döllinger was the teacher of von Baer. Meyer, *Historical aspects of cerebral anatomy* (1971)22. D.S.B. Waller 2509. Not in Wellcome.

159. DÖMLING, J[ohann] Joseph (1771-1803). Lehrbuch der Physiologie des Menschen. 2 vols., 8vo. 21 x 12.8 cm. 195; 163, [1]pp. Original wrappers, uncut, spines worn. Very good set. BLUMENBACH's page no. refs. on endpaper. Göttingen: Dieterich, 1802-03. \$100

FIRST EDITION. Dömling was a more moderate follower of the *Naturphilosophie* movement. Rothschuh 156. Hirsch.

160. DOUGLAS, James (1675-1742). Descriptio peritonaei . . . versionem hanc recensuit & emendavit Joshua Nelson. 8vo. 14.7 x 9.3 cm. [10], 67pp. Late 18th century boards. Fine copy. Signature of BLUMENBACH & HERBST on verso of title & Göttingen library stamps. Leiden: Langerak & Lucht, 1737. \$200

Probably second edition in Latin. See G-M 1217. Douglas described the peritoneum in detail, drawing attention to the duplicature of the peritoneal membrane, then a controversial subject. Douglas' pouch, ligament, line and fold all derive from his description. D.S.B. Waller 2538. Not in Wellcome.

161. DROYSEN, Johann Friedrich (1770-1814). Bemerkungen gesammelt auf einer Reise durch Holland und einen Theil Frankreichs im Sommer 1801. 8vo. 18.2 x 10.8 cm. 448pp. Original pastepaper wrappers, uncut. Spine chipped & light foxing but a very good copy. BLUMENBACH's annotations on c. 5 leaves & endpaper. Göttingen: Dieterich, 1802. \$85

FIRST EDITION. By the professor of mathematics and physics at Greifswald. Poggendorf. B.M.C. VII 716.

162. DU HAMEL, Jean-Baptiste (1623-1706). Regiae Scientiarum Academia historia. . . . 4to. 19.3 x 15.5 cm. [12], 426, [10]pp. Text illustrations. Contemporary vellum, upper edges of covers restored. Foxing but a very good copy. Signature cut away from upper edge of title & approx. 4 cm. sq. from margin of 1 leaf. BLUMENBACH's signature on verso of title. Contemporary signature on title. Annotations on c. 30 leaves, at least 2/3rds definitely, & probably all in Blu-

menbach's hand, including c. 10 lines on endpaper. Leipzig: Fritsch, 1700. \$300

Chronologically the second edition, falling between the Paris, 1698 first and Paris, 1701 "Secunda editio." The first printed summary of the history and activities of the French Academy of Sciences, by its first secretary. D.S.B. Wellcome II 495 (1701 2nd ed. only). Cole I 115-16 (Paris eds.).

163. DUMAS, Charles Louis (1765-1813). *Anfangsgründe der Physiologie . . . aus dem Französischen übersetzt und berichtet von L[udwig] A. KRAUS (1777-1845) und Dr. C. J. Pickhard*. 2 vols., 8vo. 21 x 12.5 cm. x, 518; vi, 510pp. 3 large folding tables. Original boards, uncut & partly unopened. Spines fragile & occasional light foxing but a fine set. Göttingen: Dieterich, 1807. \$100

FIRST EDITION IN GERMAN, INSCRIBED TO BLUMENBACH BY KRAUS on endpaper. In its day an esteemed and widely translated text. We note that Kraus, who presented this copy to Blumenbach, has crossed out the co-editor's name on each title and inserted in German the phrase "for the most part" before his name. Hirsch. See Wellcome II 497. Not in Waller. See also under Kraus in this catalogue.

164. DUVERNEY, [Joseph] (1648-1730). *Tractatus de organo auditus, continens structuram, usum et morbos omnium auris partium*. 4to. 21 x 16 cm. [12], 48pp. 16 folding copperplates with explanatory text printed on same leaves. 18th century wrappers, spine repaired. Very good copy. BLUMENBACH's signature on verso of title, title in his hand on upper wrapper & 4 lines of his notes on front pastedown. Nuremberg: Johann Zieger, 1684. \$450

FIRST EDITION IN LATIN, published one year after the first French. See G-M 1545. The first thoroughly scientific study of the structure, function, and diseases of the ear. Duverney was the first to show that the bony external meatus developed from the annulus tympanicus, and that the mastoid air cells communicated with the tympanic cavity. He corrected an age-long error by stating that the Eustachian tube was not an avenue of breathing or of hearing, but was simply the channel through which the air of the tympanum was renewed. He also correctly explained the mechanism of bone conduction. Duverney also first suggested the theory of hearing later developed and refined by Helmholtz. Stevenson & Guthrie, *History of oto-laryngology* (1949) 38-39. D.S.B. Waller 2669. Wellcome II 506.

165. EBERLE, John (1787-1838). *A treatise of the materia medica and therapeutics*. 2 vols. in 1, 8vo. 21.6 x 13 cm. xii, 440; [2], 537, [1]pp. Original cloth. Worn & some foxing but a very good copy. Philadelphia: Webster, 1822-23. \$85

FIRST EDITION, INSCRIBED TO HERBST FROM BISSET HAWKINS. A popular American textbook. Kelly & Burrage. Reynolds 1335 (2nd ed., v.2 only).

166. EBLE, Burkard (1799-1839). *Handbuch der physiologie des Menschen*. [2nd title: *Taschenbuch der Physiologie*.] 12mo. 16.7 x 10.4 cm. xvi, 530, [2]pp. Contemporary pastepaper boards, slightly rubbed. Fine copy. Vienna: Gerold, 1837. \$75

Second edition, revised (first, 1831?). Eble is best known for his continuance of Sprengel's *Geschichte der Medicin* and *Geschichte der Arzneikunde* (G-M 6382). Hirsch. B.M.C. VII 1102 (above only).

167. EGYPTIAN ANTIQUITIES. *Fossilia Aegyptiaca Musei BORGIANI* (Stefano Borgia, 1731-1804) Velitris descriptis Gregorius Wad. 4to. 24.5 x 18.5 cm. viii, 32pp. Contemporary marbled boards. Some light foxing but a fine copy. BLUMENBACH's signature on verso of title & his note on 1 leaf. Velletri, 1794. \$125

FIRST EDITION. Catalogue of Egyptian artifacts in the famous collection of Cardinal Stefano Borgia, noted especially for its Egyptiana. The cataloguer, Gregers Wad, a Dane, was associated with Göttingen. N.B.G. B.M.C. XXVI 465.

168. EGYPTIAN MUMMIES. {1} LANZONI, Giuseppe (1665-1730). *Tractatus de balsamatione cadaverum*. 92, [24]pp. Geneva: Chouet & Ritter, 1696. {2} KETTNER, Friedrich Gottlieb (d. 1739). [In Greek letters]: *Moumia ton aigyption*. . . . [Text in Latin.] [20], 124 (misprinted 24)pp. Folding plate. Leipzig: Brandenburger, 1703. {3} HERTZOG, Christian. *Mumiographia medica: oder Bericht von Egyptischen Mumien*. . . . 151, [1]pp. Folding plate. Gotha: Reyher, [1716]. {4} HERTZOG. *Essay de mumio-graphie*. . . . 77 pp. Folding plate. Ibid., 1718. 4 works in 1 vol., 8vo. 15.4 x 9.3 cm. Contemporary vellum, edges restored. Foxing but very good copies. Booklabel with BLUMENBACH's signature & his annotations on c. 15 leaves, & c. 20 lines in his hand on endpapers. 1696-1718. \$300

{1} & {2} Second editions. {3} & {4} FIRST EDITION & FIRST EDITION IN FRENCH. See Hirsch for Lanzoni. Waller 5603 (1765 ed. of {1}) & 4387 ({4}). Wellcome III 389 ({2}).

Rare First Monograph on Egyptian Mummies

169. EGYPTIAN MUMMIES. STRÜPPE VON GELHAUSEN, Joach[im] (1530-1606). *Consensus celebriorum medicorum, historicorum, et philosophorum, super . . . mumia*. . . . 4to. 19.2 x 15 cm. [16]pp. Full-page woodcut of a mummy. 18th century wrappers, slightly stained. Very good copy. Label on front wrapper in BLUMENBACH's hand & his note on 1 leaf. Frankfurt: [Bassée], 1574. \$450

FIRST EDITION. According to Blumenbach (*Introductio in historiam medicinae* [1786] 188), this is the first monograph on Egyptian mummies. According to the author, the mummy depicted in the woodcut is the first true mummy seen in Germany. (It arrived in Germany by way of Venice, where it came as part of the booty in the Turkish wars.) Strüppe's text is actually a compilation of various authors. From the title it appears to be part of a larger work on various medicinals coming from Egypt, Arabia, etc., but both Blumenbach and Durling 4277 cite only the above pages, which constitute the first part of the work.

170. EGYPTIAN MUMMIES. S[TRÜPPE]. *Consens . . . von der rechten warhafften Mumia . . . aus dem Lateinischen . . . ins Teutsch aussgezogen*. . . . 4to. 19 x 15 cm. [8]pp. Woodcut of mummy (as in Latin version). 18th

century wrappers. Less than 1 cm. sq. hole in woodcut. Very good copy. Label on front wrapper in BLUMENBACH's hand & his note on title. Frankfurt: [Schmidt], 1574. \$450

FIRST EDITION IN GERMAN. The author's own translation and condensation of his monograph on Egyptian mummies. Very rare.

171. EGYPTIAN MUMMIES. WAAGEN, Gustav Friedrich (1794–1868). Ueber die, in den Sammlungen der königl. Akademie der Wissenschaften zu München befindlichen Mumien und andere ägyptische Alterthümer. 4to. 24.2 x 20 cm. [2], 68pp. 1 plate. Original wrappers. Very good copy. [Munich, 1820]. \$85

FIRST EDITION, INSCRIBED TO BLUMENBACH on upper cover. Blumenbach's writings are cited in several footnotes. Waagen was a famous art historian during his day. E.B. (1911). B.M.C. XXVI 457.

172. ELBEN, Ernst (1798–1829). De acephalis sive monstrosi corde carentibus dissertatio. . . . 4to. 25.8 x 21.8 cm. [2], xiv, 123, [1]pp. Contemporary pastepaper boards, a little rubbed. Occasional light foxing but a fine copy. BLUMENBACH's signature on pastedown. Berlin: Quen, 1821. \$50

FIRST EDITION, text vol. only. An atlas of 22 plates was issued separately to accompany the text. Hirsch. Wellcome II 517.

173. ENT, Geo[rge] (1604–89). Animadversiones in Malachiae THRUSTONI M.D. diatribam de respirationis usu primario. 8vo. 17 x 10 cm. [4], 214pp. *Without portrait*. 18th century boards, a little rubbed. Very good copy. BLUMENBACH's manuscript label on spine, his signature on verso of title & 9 page no. refs. on rear endpaper. London: Insigne Bibliorum, 1685. \$150

Second edition (first, 1679). An original member of the Royal Society, Ent was a particular friend of William Harvey and wrote a book (1641) defending Harvey's theories of the circulation. When Harvey procrastinated over publication of his *De generatione animalium* (1651), Ent took the project in hand, and the book was issued with Ent's dedicatory letter. The above work was written in response to Thruston's *De respiratione* (1681; see under Swammerdam in this catalogue). In the introduction to that work Thruston claimed that the text had Ent's approval, thus provoking this critique. Blumenbach's several page references and marks in the text indicate that he gave Ent's ideas serious thought. D.N.B. Wing E 3133. Wellcome II 526. Waller 2763 (1679).

174. {1} E[RNDL] (or Erndtel), C[hristian] H[einrich] (1676–1734). De itinere suo anglicano et batavo annis 1706 et 1707 facto, relatio . . . qua variae ad anatomiam, chirurgiam, botanicam et materiam medicam. . . . 149pp., adverts. Amsterdam: Jansson-Waesberg, 1711. {2} [BURCKHARDT, Johann (1681–1753).] Epistola ad amicum . . . in relatio itinere suo . . . de augusta Bibliotheca Wolfenbuttelensi. . . . 128pp. Hannover: Foerster, [1710]. {3} [BURCKHARDT.] Ad Irenaeum Philalethem epistola . . . ad priorem ipsius epistolam . . . de Bas. FABRI Thesaurio. . . . 78, [2]pp. Ibid., 1711. {4} IRENAEUS PHILAETHES. Epistola, qua binae emissae nuper [by Burckhardt] . . . vindicantur. 35pp. [Ibid.?], 1711. 4 works in 1 vol., 8vo. 15.5 x 9.5

cm. Contemporary vellum slightly worn. Occasional light foxing but fine copies. Booklabel with BLUMENBACH's signature, his notes on title & rear endpaper & occasionally in text. [1710]–11. *Verz. 80 378 Indag 261229* \$300

{1} Second edition, with additions, of Erndl's travels in England and Holland, which contain many interesting observations on the state of medicine, pharmacy and botany in those countries. {2}, {3} and {4} are FIRST EDITIONS of criticisms of Erndl's remarks in the *Relatio* on the library at Wolfenbüttel, written under the pseudonyms of Betulius and Philaethes, but probably all by Johann Burckhardt, librarian at Wolfenbüttel. The first of these appeared in 1710, the year of the first edition of Erndl, and the second edition above contains Erndl's response to that letter. Part of the controversy relates to the *Thesaurus* of Basil Faber, of which Blumenbach owned a copy that he heavily annotated (see under Faber in this catalogue). Hirsch. N.B.G. Wellcome II 528 (Eng. trans. of Erndl). B.M.C. VIII 961 {1}; II 1200 {2} & {3}; & XX 177 {4}.

175. ERXLEBEN, Johann Christian Polycarp (1744–77). {1} Theoretischer Unterricht in der Vieharzneykunst. Neu und verbessert herausgegeben von K[onrad] A[nton] ZWIERLEIN (1755–1825). viii, 511pp. Göttingen: Dieterich, 1798. {2} Praktischer Unterricht in der Vieharzneykunst. Neu und verbessert herausgegeben von K.A. Zwielerlein. xvi, 432, [8]pp. Ibid., 1800. {3} ZWIERLEIN. Beiträge zur praktischen Vieharzneykunde. viii, 112pp. Ibid., 1796. 3 works in 1 vol., 8vo. 17 x 10 cm. Contemporary marbled boards, spine label possibly in BLUMENBACH's hand. Front cover detached but very good copies. 1796–1800. \$125

Probably FIRST EDITION of {3} with second editions of {1} & {2}. Veterinary medicine, relating specifically to cattle. Erxleben was at Göttingen, where he probably originally published the above in 1769 and 1771. Hirsch notes that Erxleben's mother, Dorothea, was the first woman in Germany to receive a medical degree. Wellcome II 529 ({1}) & {2} only.

176. ESCHENBACH, Christian Ehrenfried (1712–88). *Medicina legalis*. . . . 8vo. 16.7 x 9.7 cm. 212pp. Contemporary vellum, edges worn. Occasional foxing but a very good copy. Small stamp on title. Rostock: Kopp, 1775. \$100

Second edition, revised. Hirsch.

177. {1} ETTMÜLLER, Michael (1644–83). *Medicus theoria et praxi generali instructus*. . . . [8], 168; 173, [27]pp. 4 tables. Frankfurt & Leipzig: Günther, 1685. {2} GARMANN, L. Christian Friedrich (1640–1708). *Homo ex ovo*. [4], 28pp. Chemnitz: the author, 1682. {3} PAULI, Jo. Wilhelm. *Exercitationem therapeuticam de praecipitantium*. . . . 92pp. Leipzig: Brand, [1681]. {4} SCHOLZ, Adam-Sigismund. *Cerebrum orcae vulgari supposititia spermatis ceti larva develatum*. . . . [24]pp. Ibid., Scipio, 1678. {5} PREUSS, Maximilian. *Parva magnorum morborum initia*. . . . [36]pp. Ibid., Spörel, [1676]. {6} HEINTKE, Georg. *Valetudinarium infantile*. . . . [56]pp. Ibid., Georg, [1675]. {7} STIR, Georg Friedrich. *De chirurgia infusoria*. . . . [64]pp. Ibid., Scipio, 1668. {8} WIDEMANN, Georg Melchior. *De corpulentia nimia*. . . . [42]pp. [Leipzig]: Krüger, [1681]. 8 works in 1 vol., 4to. 19.5 x 16 cm. Half antique calf. Very good copies. Contemporary signature on title of {1}. 1668–85. \$375

{1} FIRST EDITION. Etmüller was a highly influential teacher who followed the theories of van Helmont and Le Boë in his medical and chemical works. The above, published after his death, was based on his lectures, but was disavowed by his widow and heirs. Etmüller, who died early, had intended to publish this material at a later time in his life. However, both the *Medicus* and his other major work (*Chymia rationalis*, 1684) suffered the fate of posthumous publication. Thorndike VII 236-37 & VIII 153 ff. Hirsch. Wellcome II 534. See Ferguson I 251.

{2} FIRST EDITION. Garmann produced several works in embryology, one of which, on the medico-legal aspects of multiple births, is listed as G-M 1723. See Needham 157, 178. Waller 3421.

{3}-{8} are all dissertations at which Etmüller acted as *praeses*.

Anatomical Masterpiece

178. EUSTACHI, Bartolommeo (Eustachius) (1520?-74). *Tabulae anatomicae . . . Praefatione, notisque illustravit . . .* Jo. Maria LANCISIUS (1654-1720). Folio. 38.5 x 25.5 cm. xlv, 115, [16]pp. Title with anatomical theater vignette drawn by Pier Leone Ghezzi (1674-1755). 47 copperplates, probably drawn by Eustachius and his assistant Pini & engraved by Guilio de'Musi (fl. 1550). *Plate 28 supplied from another copy. Lacks unnumbered plate with 2 graduated scales, included with some copies.* Contemporary Dutch blind-tooled vellum. Foxing at times quite heavy on text and plates, but a very good copy, with signature of BLUMENBACH dated 1770, Kaltschmied auction, on free endpaper. Rome: Francisco Gonzaga, 1714.

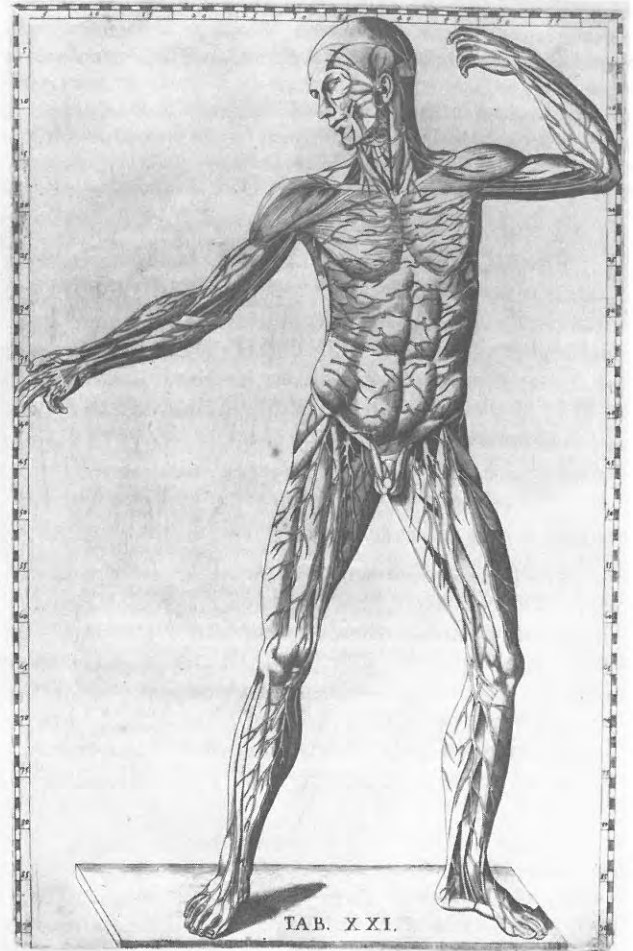
\$2750

FIRST EDITION. G-M 391. If this work had been published in 1552 when the plates were completed, Eustachius would have ranked with Vesalius as one of the founders of modern anatomy. He discovered the Eustachian tube, the thoracic duct, the adrenals and the abducens nerve, and gave the first accurate description of the uterus. He also described the cochlea, the muscles of the throat, and the origin of the optic nerves. Eustachius also introduced graduated scales similar to the geodesic scales often found on maps, instead of printing letters on the figures. The numbers on the frame provide coordinates for the pictured space by which any anatomical part can be located.

Eustachius died before he was able to publish his *De dissensionibus ac controversiis anatomicis*, for which he completed 39 folio copperplates in 1552. Since he had no children, the plates passed to his relative and assistant Pier Matteo Pini of Urbino. In the early 18th century the great papal physician Lancisi found the plates with the heirs of Pini and published them with his own commentaries. Eustachius' original commentaries have never been found. To the 39 unpublished copperplates Lancisi prefixed a reissue of the 8 plates in octavo with the original commentary published by Eustachius as *Opuscula anatomica* in 1564. Choulant/Frank 200-202. Herrlinger 132-133. Singer, *Short history of anatomy* (1957) 135-40 D.S.B. Wellcome II 536. Osler 2543.

179. EUSTACHI. Bernardi Siegfried ALBINI (1697-1770) *explicatio tabularum anatomicarum Bartholomaei Eustachii . . .* Folio. 40 x 26 cm. [4], 295, [1]pp. Fronts. portrait engraved by Houbraken & 94 copperplates including outline plates. Contemporary calf, gilt, a little rubbed but a fine copy. BLUMENBACH's signature on title & 8vo. sheet tipped onto rear pastedown containing 16 lines in his hand concerning the book. Leiden: Verbeek, 1761. \$650

biber 750712



178. Eustachi.

Later edition of Albinus' famous edition of Eustachi's anatomical plates (first, 1744). The frontispiece portrait of Albinus was not apparently included with the 1744 edition. Wellcome II 26.

Heavily Annotated by Blumenbach

180. FABER, Basil (1520-76). *Thesaurus eruditionis scholasticae . . . recensitus, emendatus, locupletatus a Io-[hann] Matthias GESNER (1691-1761)*. 2 vols. in 1, folio. 37 x 24 cm. [16]pp., 1692, 1204 cols., [198]pp. Contemporary calf, very rubbed. Some foxing but internally very good. Booklabel with BLUMENBACH's signature on pastedown. Annotations on *approx. 3/4 of the leaves*, at least 1/3 of these & probably more in BLUMENBACH's hand. *Approx. 50 lines* in Blumenbach's hand on notes laid in. Leipzig: Fritsch, 1726. \$450

The FIRST EDITION of Faber's 1571 *Thesaurus* prepared by J. M. Gesner, one of the greatest of the 18th century classicists. Together with the Latin dictionary of Robert Etienne, Faber's *Thesaurus* constituted one of the most significant sources on classical usage. Gesner later prepared his own Latin *Thesaurus* based on Faber and Etienne (1749), as well as bringing out 2 more editions of Faber. Gesner spent nearly 30 years at Göttingen, from the university's founding. He was responsible for the education of many of the classicists of the next generation, including Blumenbach's teachers

and associates, and in the quality of his scholarship was a precursor to Winckelmann, Lessing and Goethe. This copy is extensively annotated and was clearly a working dictionary. The annotations, in several small angular styles, may represent Blumenbach's notes exclusively, made at different periods of his life. At least a third of the annotations compare favorably with notes known to be Blumenbach's in other books in the collection. Sandys, *History of classical scholarship* (1967) II 269 & III 5-9.

181. FABRICIUS, Philipp (1714-74). *Methodus cadavera humana rite secandi*. 8vo. 16.1 x 9.5 cm. [16], 178, [1]pp. Contemporary boards. Title lightly foxed but a fine copy. Spine label & note in BLUMENBACH's hand on endpaper & his annotations on c. 6 other leaves. Inscription on title with date 1775 slightly cropped & possibly in Blumenbach's hand. Halle & Helmstädt: Hemmerde, 1774. \$100

Second edition, enlarged. Hirsch.

Finest Collected Edition

182. FABRIZZI, Girolamo (Fabricius ab Aquapendente) (1533-1619). *Opera omnia anatomia et physiologica . . . cum praefatione Bernardi Siegfried ALBINI* (1697-1770). Folio. 31 x 18 cm. [50], 452, [22]pp. 61 copperplates (many folding) & numerous text woodcuts. Contemporary calf, richly gilt spine. Foot of spine repaired, but a fine, crisp copy with the signature of BLUMENBACH, dated 1777, on title & a few notes in his hand in text. Leiden: van Kerckhem, 1738.

\$1000

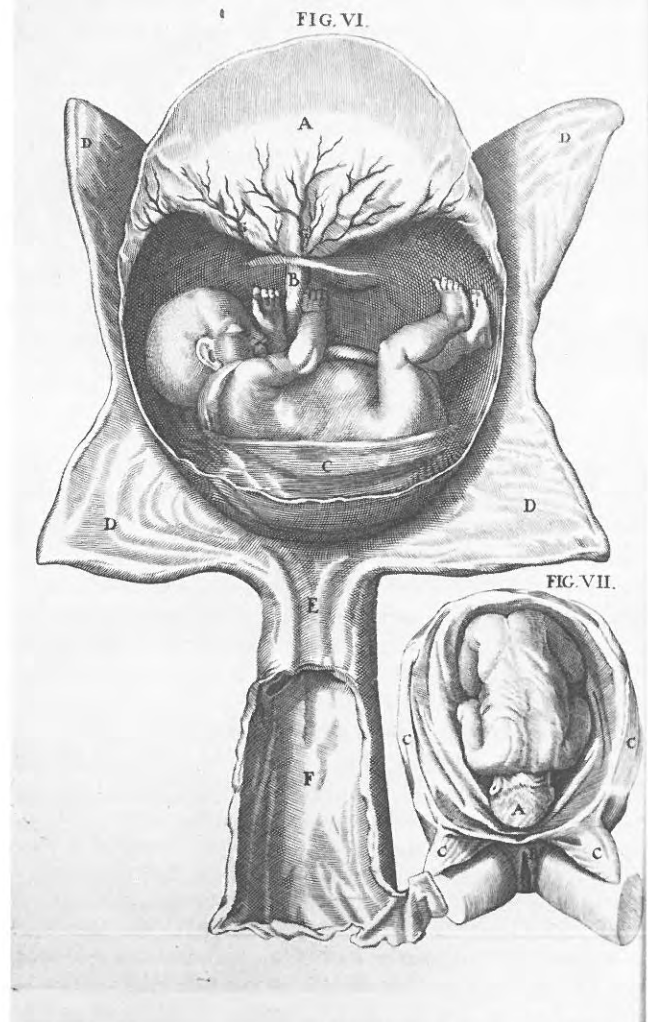
Probably the finest of the collected editions of Fabricius' celebrated anatomical and physiological works, describing the valves in the veins, the embryonic development of the chick and other animals, as well as his studies on the anatomy of the eye, ear and throat, the physiology of muscle, etc. See G-M 465-66, 757. This edition was part of a series of editions of classic texts, including the works of Vesalius, Eustachius, and Harvey, edited by the celebrated anatomist, Albinus. Not in Waller, Wellcome or Osler.

183. FALCONER, William (1744-1824). *A dissertation on the influence of the passions upon disorders of the body*. 8vo. 16.7 x 10.5 cm. iv, 148pp. Portrait. Original boards, uncut. Portrait lightly foxed but a fine copy. Signature of BLUMENBACH & HERBST on pastedown. London: Dilly, 1791. \$125

Second edition of "the first psychiatric prize essay," originally published in 1781. Hunter & Macalpine 507 & 593, reproducing title of first edition. Wellcome III 7 (1st & 3rd. eds.).

184. FALKNER, Thomas (1707-84). *Beschreibung von Patagonien . . . aus dem Englischen. . .* 8vo. 19.2 x 11.4 cm. [8], 181, [3]pp. Large folding map (53.3 x 55.7 in the plate) with handsome cartouche of Indians, regional animals, etc., after map by Thomas Kitchin. Contemporary or early 19th century half vellum, a little rubbed. Occasional light foxing but a fine copy with booklabel with BLUMENBACH's signature, c. 40 lines of notes in his hand on endpaper & his marginal notations on c. 25 leaves. Gotha: Ettinger, 1775. \$275

TAB. III.



182. Albinus' edition of Fabriczi.

FIRST EDITION IN GERMAN. Publication of this valuable account led the Spanish government to survey and open settlements in Patagonia. Falkner, an English surgeon turned Jesuit missionary, lived for many years among the Indians, studying climate, diseases, materia medica, language, customs, etc. He returned to England in 1768; however, he did not publish the above account himself. It was prepared from his papers by William Combe (1741-1823), of later fame as the literary partner with Ackermann and Rowlandson in the Dr. Syntax series and other ventures. The very fine map is based on a 1772 original by English map-maker Thomas Kitchin (see Tooley, *Maps and map-makers* [1952] 56 & other refs.). D.N.B. Hirsch. Sabin 23736. Bell IV 150. Brown II (1772-1800) 2068; see also 1927. See Cox II 283.

185. FERNEL, Jean (1497?-1558). *Medicina*. 3 parts in 2 vols., 8vo. 15 x 10 cm. (vol. 2 very slightly taller). [12], 238, [20]; 219, [25]; 80 (misprinted 70), 11 ff. Contemporary blind-stamped pigskin. Vol. 1 with initials G.W.V. & date

1565; vol. 2 with initials I. H. & date 1560. Front & back center panel motif matching but different borders. Minor worming in corner of cover of vol. 1 & occasional foxing in vol. 2 but a fine set. BLUMENBACH's notes on c. 5 leaves & occasional underlining, possibly in his hand. Venice: Balthassar Constantinus, 1555. \$750

Second edition, published the year after the folio first edition. See G-M 2271. See PMM 68. The first systematic treatise on pathology, and the work which introduced the name, "pathology," for that science. Fernel's predecessor Benivieni, whose *De abditis* (1507) represents the foundation of pathology as a modern field, had only presented a collection of case histories without any attempt at a logical or methodical system. Fernel also named the science of physiology, having used the term as the title to a revised edition of the 1542 treatise which forms the first part of the above work. He was one of the most famous physicians in France, attending both Henri II, whose mistress' life he saved, and François I. Sherrington, *Endeavor of Jean Fernel* (1946) 49.G2. Durling 1460. Wellcome I 2196.

186. FICKER, Wilhelm Anton (1768–1822). Beiträge zur Arzneiwissenschaft, Wundarznei-und Entbindungskunst . . . Erstes Heft (all published?). 8vo. 19.8 x 12.8 cm. [8], 111, [2]pp. 2 plates. Original wrappers, uncut. Staining on first 15 leaves of text. Good copy. BLUMENBACH's signature on pastedown. Munster: Theissing, 1796. \$75

FIRST EDITION. Possibly all published, as Hirsch cites the above only. Ficker studied at Göttingen.

187. {1} FIELDING, Henry (1707–54). A clear state of the case of Elizabeth Canning. [2], 62pp. London: Millar, 1753. {2} HILL, [John] (1716?–75). The story of Elizabeth Canning considered . . . with remarks on what has been called, a clear state of her case, by Mr. Fielding. . . . [2], 53pp. London: Cooper, 1753. 2 works in 1 vol., 8vo. 21.4 x 13 cm. 18th century boards. Title of {1} & half title of {2} mounted & foxing but good copies. BLUMENBACH's signature on verso of title of {1}, c. 10 lines of his notes on endpaper & his annotations on approx. 12 leaves. 1753. \$275

FIRST EDITION OF {2} with second edition of {1}. The Canning case, in which Fielding acted as magistrate, was as sensational and as full of twists in the story as anything in *Tom Jones*. Fielding took the 18-year-old Canning's side that she had been abducted for service in a whorehouse, on evidence which was later overturned. Hill, sometime botanist turned actor and gossip columnist, took Fielding to task, and apparently the whole of London took sides pro and con in the case. Canning was convicted of perjury and sentenced to transportation to America. Blumenbach has annotated the account, including Fielding's comments on the girl's mental competency, etc. D.N.B.

188. FISCHER, Gotthelf (1771–1853). Das Nationalmuseum der Naturgeschichte zu Paris. 2 vols., 8vo. 22 x 13.7 cm. 12, 547; [6], 422, [4]pp. 5 plates, 2 folding tables & 1 large folding plan of the Jardin des Plantes. Original boards, uncut. Fine set. BLUMENBACH's signature on endpaper in each vol. & c. 40 page no. refs. in his hand. Frankfurt: Esslinger, 1802–03. \$250

FIRST EDITION. A history of the French Museum of Natural History from its beginning to the time of writing, including descriptions of the grounds, specimens, etc. and bio-bibliographical information on the leading figures associated with it. The author worked with the Humboldts, and eventually became a leading figure in natural history studies in Russia, especially in geology and paleontology. While teaching in Mainz, he also wrote on Gutenberg, other aspects of early printing and on the new art of lithography. Hirsch. N.B.G. B.M.C. (N.H.) II 578.

189. FLETCHER, John (1792–1836). Rudiments of physiology. . . . 8vo. [4], xxiii, 155, 130, 144pp. Text illustrations. Original cloth, uncut, original paper label. Hinges repaired. Very good copy. Contemporary signature on endpaper. Edinburgh: Carfrae, 1837. \$95

FIRST EDITION, posthumously edited, with a life of the author. Although Blumenbach is mentioned several times in the text, there is no evidence that he actually read this copy. D.N.B. Not in Wellcome.

190. {1} FOLLINUS, Hermann (fl. 1620). Speculum naturae humanae, sive mores et temperamenta hominum usque ad intimos animorum sensus cognoscendi. [20], 158pp. Cologne: Jodocus Kalcovius, 1649. {2} PLEIER, Cornelius. Medicus-criticus-astrologus. . . . 237pp. Text diagrams & fine woodcut on last leaf. Nuremberg: Simon Halbmayer, 1627. {3} MÖLLER, Friedrich. Observatio singularis et rara de partu 173. dierum vivo. . . . [10], 86pp. Küstrin: Söhnken for Dennewitzen, 1662. 3 vols. in 1, 12 mo. 13 x 7 cm. Contemporary vellum, part of vellum on back cover restored. Occasional light foxing, but fine copies, with small notations in BLUMENBACH's hand on several leaves. 1627–62. \$450

{1} FIRST EDITION, translated by the author's son Johann Follinus, apparently from his father's vernacular manuscript. Hirsch. Thorndike VIII 451.

{2} FIRST EDITION of a treatise on astrological medicine. "In the preface . . . Pleier attacks the defamers of alchemy and astrology and praises astrological medicine. A treatise on critical days concludes with ways to determine them exactly according to astronomers' tables. The pseudo-Hippocratic and pseudo-Galenic tracts on astrological medicine are then given in parallel columns, after which a briefer second book is devoted to the election of favorable times for dosing and bleeding according to the motion and configuration of the stars" (Thorndike VII 135). Waller 7517.

{3} FIRST EDITION of a bizarre tale of a child-birth after only 173 days of gestation, or at least 173 days after the wedding ceremony. The child was born normal except for some damage to the head, and the book debates the question of whether or not the child was premature, or whether the parents had just slept together before the wedding ceremony. These knotty problems were compounded by the fact that the father was 70 years old at the time of his marriage to a young woman, and who knows what sort of catastrophes that might have caused? Blumenbach has underlined some of the juicier passages in this and the preceding works.

191. FONTANA, Felice (1730–1805). Beobachtungen und Versuche über die Natur der thierischen Körper aus dem Italiänischen nebst einem Auszug . . . über das Viperngift . . . von E[rnst] HEBENSTREIT (1753–1803). 8vo. 17.5 x 10.4 cm. 336, [1]pp. Folding plate. Contemporary boards. Fine copy. BLUMENBACH's signature on endpaper & his annotations on c. 5 leaves. Leipzig: Weygand, 1785. \$200

FIRST EDITION IN GERMAN of the first modern investigation of irritability, the *Ricerche filosofiche sopra la fisica animale* (1775). The translation also includes a summary from the enlarged French edition of Fontana's researches on viper venom (1767; G-M 2103), of which a complete German translation did not appear until 1787. These researches, conducted in conjunction with Fontana's work on irritability, are the starting point for modern work on the subject of snake poisons. There are also notes and additional text by the translator. Marchand & Hoff, "Felice Fontana: the laws of irritability," *J. hist. med. all. sci.* X (1955) 197–206, 302–26, 399–420. D.S.B.

192. FORDYCE, G[eorge] (1736–1802). A treatise on the digestion of food. 8vo. 22.5 x 14 cm. x, [2], 204pp. Original boards, uncut, spine a little worn. Fine copy. BLUMENBACH's label on spine, his signature (dated London, 1792) on title, many annotations in text & his notes on endpapers. London: J. Johnson, 1791. \$150

Second edition, revised. Rejecting all purely mechanical and chemical theories, Fordyce treated digestion as a physiological process. Blumenbach was clearly very interested in this book as many pages contain his brief pencil notes and marks. D.N.B. Wellcome III 41.

193. FORSTER, Georg (1754–94). A letter to the right honorable the Earl of Sandwich [John Montagu (1718–92)]. 4to. 26.5 x 21.7 cm. [2], ii, 25, [1], 6pp. Contemporary boards. Some foxing but a very good copy. At least 1 leaf with BLUMENBACH's annotation. Pencil notes on front cover. London: G. Robinson, 1778. \$500

FIRST EDITION. A public complaint on behalf of Johann Forster (1729–98) by his son Georg to the Earl of Sandwich, commissioner of the Board of Admiralty, alleging breach of promise in regard to the writing of the official account of Cook's second voyage. Forster claims that the Earl reneged after his mistress, Miss Ray, was not given some exotic birds captured on the voyage by the elder Forster. Already in 1777 Georg Forster had published his unofficial account and Johann's came out in 1778. Shortly after this both Forsters removed to Germany where they came into close contact with Blumenbach; Johann was particularly influential on Blumenbach and the new science of comparative anthropology. D.S.B. Holmes/Cook 28.

194. FORSTER. {1} Vom Brodbaum. 4to. [2], 47pp. 2 plates after Forster's drawings. [Cassel], 1784. {2} De plantis esculentis insularum oceani australis commentatio botanica. 8vo. 80pp. Berlin: Haude & Spener, 1786. 2 works in 1 vol., 4to {2} interleaved with 4to. sheets to match the size of {1}. 19 x 15.3 cm. Contemporary boards, a little rubbed. Light foxing in {1} but {2} very bright and fresh. Lower third of leaf B₂ in {2} cut away & repaired without affecting text. 1784–86. \$750

FIRST EDITIONS, on the breadfruit tree {1} and on the edible plants of the Pacific islands {2}, which was Forster's M.D. thesis. Forster's most substantial contributions to the botany of the Pacific were made with these and his later writings, rather than with the *Characteres generum plantarum* (1776) which he produced in collaboration with his father directly after their voyage with Cook (1772–75), and which was "a small, hurried and preliminary account of the botany of the voyage" (D.S.B.). {2} also gives information on the characteristics and customs of the islanders. E. B. Pritzel 2974 & 2976. Holmes/Cook 57 {2}.

*Classics of Hunting from the Library of
The Legendary Sportsman, Baron Munchausen*

195. {1} FOUILLOUX, Jacques du (c. 1521–80). La venerie. [4], 124, [4] ff. Numerous woodcuts (some full-page) & music in text (for hunting horns & voice). {2} HARMONT, Pierre (fl. 1600). Le miroir de fauconnerie. 38pp. Woodcuts. 2 works in 1 vol., 4to. 22.5 x 16 cm. Contemporary limp vellum. Light foxing. Worming affecting margin of title & tiny area of woodcut on verso, & text of next few leaves of {1}. Repairs to title of {1} with loss of date of publication & a few letters in address of publisher. Good copy. Bookplate of [Karl Friedrich] Hieronymus, [Freiherr von] MUNCHAUSEN (1720–97). BLUMENBACH's occasional notations. Contemporary inscription on front & back endpaper. Rouen: Clement Malassis, 1650. \$450

Although these are later editions of two of the greatest works on hunting, they are paired together in a copy with an exceptional provenance, coming from the library of Baron Munchausen, celebrated sportsman, soldier and raconteur, whose tales of adventure, often taken up and embroidered upon by others for profitable publication, made him an international celebrity at the turn of the 19th century. Fouilloux's treatise on hunting was first published in 1561; the delightful woodcuts were recut for the above edition. Brunet II 1356–57. Harting, *Bibliotheca accipitraria* (1891) xxv & 83. See Harvard *French 16th century books* 187 & 188. N.B.G. E.B.

196. FRANCK DE FRANCKENAU, Georg (1643–1704). Satyrae medicae XX quibus accedunt dissertationes VI . . . una cum oratione de studiorum noxa, editae ab autoris filio, Georgio Friderico FRANCK DE FRANCKENAU (1669–1732). 8vo. 16.5 x 9.6 cm. [8], 652, [20]pp. Half antique calf. Occasional foxing but a very good copy. Small stamp on title. Leipzig: Weidmann, 1722. \$150

FIRST EDITION. On a variety of curious subjects, frequently sexual. The author was both poet and professor of medicine. Hirsch. Wellcome III 59.

197. FREINSHEIM, Johann (1608–60). Dissertatiuncula de calidae potu. 8vo. 15.5 x 9.5 cm. 56pp. 18th century half vellum. Handsome woodcut on title. Very good copy. Signature of Jo[hann] Matth[ias] Gesner (1691–1761) & G[eorg] G [ottlob] Richter (1694–1773) on endpaper. Note on verso of title, possibly in BLUMENBACH's hand. Strasbourg: Heirs of Lazarus Zetzner, 1638. \$200

FIRST EDITION. On hot beverages and their medical applications, especially among the ancients. Freinsheim was one of the most outstanding of the 17th century classical scholars. This copy later passed to the great 18th century Göttingen classicist, J. M. Gesner (see under Faber in this catalogue), as well as the Göttingen professor of medicine, Georg Gottlob Richter. N.B.G. Hirsch. B.M.C. IX 1023. Not in Waller or Wellcome.

198. {1} FROBISHER, Martin (1535–94). *Narratio historica, ex gallico sermone in latinum translata per D. Joan. Tho. Freigium* (d. 1583). [88]pp. Folding woodcut. [Nuremberg: Gerlach . . .], 1580. {2} ANGHIERA, Pietro Martire d' (Peter Martyr) (1455–1526). *De rebus oceanicis et novo orbe, decades tres . . . item eiusdem, de babylonica legatione, libri III . . .* {3} GOES, Damião de (1501-c. 1573). *De rebus aethiopicis, indicis, lusitanicis, & hispanicis. . .* [48], 655, [30]pp. Cologne: Calenius . . ., 1574. 3 works in 1 vol., 8vo. 15.5 x 9.5 cm. Contemporary vellum, remains of ties, slightly rubbed. Insignificant worming on first few leaves & dampstaining in outer upper margin of last few leaves but a fine copy. Neat repair to title of Frobisher. Booklabel with signature of BLUMENBACH & spine label in his hand. With his occasional annotations (a few in English). Contemporary note on fly-leaf. 1574–80. \$1575

{1} FIRST EDITION IN LATIN of Dionyse Settle's account of Frobisher's second voyage, one of the two extant eye-witness accounts of this expedition to the Canadian arctic, and featuring one of the earliest European depictions of Eskimos. Frobisher's first voyage of discovery the previous year had led to expectations of gold and his second voyage was heavily subscribed, but the expedition turned out to be a financial failure. However, the English brought back an Eskimo man, woman & child, who, of course, caused a sensation. A kayak and shooting exhibition staged at Bristol was sketched by the outstanding portraitist and historical painter Lucas de Heere (1534–84) and reproduced for the French edition of Settle's account; this is the woodcut present in the above Latin version, which was translated from the French. This woodcut may be the first depiction of Eskimos in a printed book. Unfortunately, the Eskimos only survived for a month in England. Cox II 1–2. Morison, *European discovery of America. Northern voyages* (1971) 516–31, reproducing woodcut. N.B.G. Benezit.

{2} Later edition of Anghiera's history of the discovery of the New World, containing 3 of his 8 books (or "decades"), published with his account of his embassy to Egypt, undertaken for Ferdinand & Isabella of Spain. Anghiera was the first historian of America; he is considered to be the first writer to notice in his works Columbus' discoveries, and the first to write on the natives of the New World. As a member of Spain's Council for the Indies, he had access to many original documents and wrote from first-hand knowledge of events. Cox I 1 & 2. N.B.G.

{3} Collected edition of several pieces by the celebrated Portuguese historian, Damião de Goes, dealing with Iberian, African and Indian matters. N.B.G.

Celebrated Renaissance Galen *Edited by Conrad Gesner*

199. GALEN (130–200). *Omnia, quae extant, in Latinum sermonem conversa . . . His accedunt nunc primum Con. GESNERI (1516–65) praefatio & prolegomena tripartita, de vita Galeni, eiusque libris & interpretibus*. 11 parts in 4 vols.,

folio. 38 x 25 cm. (vol. 2 slightly smaller). Over 10,000pp. General title with woodcut border with old & crude partial hand-coloring. Text woodcuts in vol. 4. *Part title for Book II in photostat*. Vols. 1 & 3–4 in contemporary blind-stamped calf over oak boards, extensively restored. Vol. 2 in full antique calf. Lower margin of first leaf of vols. 3 & 4 restored. Some marginal dampstaining & insignificant worming but a very good to fine set overall. BLUMENBACH's annotations on c. 20 leaves. 17th century signature on general title & some old marginalia. [Basel]: Froben, [1561]–62. \$2000

One of the most celebrated of the Renaissance editions of Galen, especially notable for the bio-bibliographical material contributed by Gesner, and for the many fine woodcuts showing splints, bandages, and other orthopedic devices and techniques. The publisher Froben asked Gesner to prepare a comprehensive Latin edition, superior to that on which Gesner had already collaborated in 1549. The editing required Gesner to compare all the best available Latin translations, a task which even the polyhistor himself found "super-human." Furthermore Gesner contributed an introduction and bio-bibliography of Galen which achieved as much fame on its own account as the actual text, and which is still today considered a model bibliography. Blumenbach has annotated passages especially in the chapter, "De semine." Wellisch, "Conrad Gessner: a bio-bibliography," *J. soc. bibliog. nat. hist.* 7, pt. 2 (1975) 167 & entry 68. Durling 1757. Wellcome I 2515 & Osler 357 (both imperfect). Adams G 39 (our set is bound a little differently than the set described here).



199. Gesner's edition of Galen, published by Froben.

200. GALEN. De ossibus Graece & Latini. Accedunt Vesalii, Sylvii, Heneri, Eustachii, ad Galeni doctrinam exercitationes. Ex bibliotheca Joannis VAN HORNE (1621-70). 12mo. 12.9 x 7.3 cm. [12], 276pp. Contemporary vellum, spine & edges quite worn. Light foxing & minor staining in edges. Good copy. Booklabel with BLUMENBACH's signature on pastedown. 18th century signature on title. Leiden: Vander Boxe, 1665. \$200

FIRST EDITION. Text in Greek and Latin with additional material reflecting the controversies over Galen. Waller 3362. Wellcome II 82. Cushing, Vesalius bibliography 203, entry 158.

201. GALL, [Franz Joseph] (1775-1838). Vorlesungen über die Verrichtungen des Gehirns . . . herausgegeben von H.G.C. v. Selpert. 8vo. 18.7 x 11.2 cm. [4], 132pp. Original wrappers, uncut, spine worn. Very good copy. Berlin: Unger, 1805. \$275



206. Gesner.

FIRST EDITION. In 1805 Gall, accompanied by Spurzheim, made a highly successful tour of the intellectual centers of Germany, Holland, etc., demonstrating his doctrines and gathering evidence at schools, hospitals, prisons and insane asylums. The above prints his lectures on brain function and structure presumably given at Berlin. Gall's was the pioneer attempt to map out the cerebral cortex, which culminated in his 5-volume *Anatomie et physiologie du système nerveux* (1810-19; G-M 1389). Although of obvious interest to a physical anthropologist, this copy does not show any direct evidence of use by Blumenbach. D.S.B. B.M.C. X 31.

202. {1} GASSENDI, Pierre (1592-1655). [Elegans] de septo cordis pervio, observatio. pp. 261-63. {2} PINEAU, Severin (c. 1550-1619). De integritatis et corruptionis virginum notis. . . . 182pp. Text woodcuts including 3 full-page folding cuts & 2 folding tables. {3} BUONACCIO-LLI, Lodovico (fl. 1500). Enneas muliebris. [De foetus formatione.] [2], 232pp. {4} PLATTER, Felix (1536-1614). De origine partium. . . . pp. 233-61. {5} SEBITZ, Melchior (1578-1674). De notis virginitatis. pp. 264-98. 5 works in 1 vol., 12mo. 12 x 6.9 cm. Engraved title & 40pp. index for entire vol. Contemporary vellum, edge of front cover restored. Very good copy. Booklabel with BLUMENBACH's signature & his note on fly-leaf. Leiden: Heger, 1641. \$300

{1} Gassendi's demonstration of the vestigial foramen ovale in the adult heart, which settled the question of the perviousness of the septum of the heart. According to G-M 802 the Gassendi first appeared in an edition of the above dated 1639. Waller 7450 cites a 1640 edition, as does Reynolds 3360. Osler 726 & 3680 show a 1650 edition. Willius & Dry 57.

{5} Later edition of G-M 1721 (1630), on the legal determination of virginity according to past and contemporary authors.

{2}-{4} are later editions of 16th century works. Re the authors see Hirsch. See also under Pineau in this catalogue.

203. GEOFFROY SAINT-HILAIRE, E[tienne] (1772-1844). Système dentaire des mammifères et des oiseaux . . . embrassant sous de nouveaux rapports les principaux faits de l'organisation dentaire chez l'homme. [First part (all published?).] 8vo. 21.5 x 13.3 cm. [4], 84pp. 1 folding plate. Original printed wrappers, uncut. Light foxing. Very good copy. Paris: Crevot, 1824. \$85

FIRST EDITION. According to the publisher's notice, the first part was published separately with the anticipation that the delayed second would eventually come out. However, none of our references show either part, except BMC X 323 which lists only the first as above. D.S.B. See G-M 319.

204. GEORGI, [Johann Gottlieb]. Merkwürdigkeiten verschiedener unbekannter Völker des russischen Reichs. Auszug aus Georgi's Bemerkungen. 8vo. 16 x 9.5 cm. [2], 331pp. 1 folding map of Irkutsk & Lake Baikal & 2 fine folding plates showing artifacts & natives. Contemporary boards. Occasional

very light foxing but a fine copy. Spine lettering in BLUMENBACH's hand & a few of his pencil annotations, including notes on artifacts displayed. Frankfurt & Leipzig, 1777. \$300

FIRST SEPARATE EDITION of sections on the non-European natives of Russia from Georgi's 2-volume travel narrative published in St. Petersburg in 1775. Georgi explored the Urals, Western Siberia and the Baikal region under the auspices of the Russian Academy of Sciences, collecting information on plants, animals, and inhabitants of these remote regions. He also contributed maps, including one of Baikal contained in this edition, for a new official atlas of Russia to replace Lomonosov's outdated atlas of 1745. See Cox I 197. Bagrow, ed. Castner, *History of Russian cartography up to 1800* (1975) 206 & 210, 246 & 276.

Contemporary Hand-Coloring

205. GESNER, Conrad (1516–65). *Historiae animalium lib. I de quadrupedis viviparis*. Folio. 36.6 x 23.5 cm. [40], 1104, [12]pp. c. 100 text woodcuts, of which 67 are finely colored by a contemporary hand including vignette on title & colophon. 18th century sheep, new gilt spine in antique style. Occasional pinhole worming & light foxing. Colophon leaf mounted but a fine copy. BLUMENBACH's annotations on c. 25 leaves. Occasional contemporary annotations. Zurich: Froschauer, 1551. \$3250

FIRST EDITION. PMM 77. G-M 280. Horblit 39. The most comprehensive Renaissance treatise on viviparous quadrupeds by the German-Swiss polyhistor who studied at Basel, Paris and Montpellier, became professor of Greek at Lausanne and finally professor of medicine at Zurich, where he died. Gesner's treatise on viviparous quadrupeds forms the first volume of his 5-volume *Historia animalium*, an encyclopedia of contemporary zoological knowledge which was intended to replace not only medieval compilations, but even Aristotle's work of the same title. While Gesner derives much of his data from other secondary sources, his *Historia animalium* is the finest summary of Renaissance zoology. It was not fully superseded until the 18th century writings of Buffon.

In the *Historia animalium* "the animals are arranged alphabetically, each being discussed under eight sections: (1) name in different languages; (2) habitat, origin, description of internal and external parts; (3) environment, movement, diseases, intellectual faculties; (4) mental life, habits, instinct; (5) animal's use to man; (6) animal as food; (7) animal's medical use; (8) literary history, fables and anecdotes, sacred and emblematical animals, etc." (PMM). Blumenbach has annotated several passages regarding bears, marmots and weasels. Ley, *Dawn of zoology* (1968) 121–52. Wood 356. Nissen 1549.

206. GESNER. *Historiae animalium liber III. Qui est de avium natura*. Folio. 37 x 23.3 cm. [34], 779pp. Over 200 woodcuts, at least 3/4 & probably more colored by a contemporary hand. Leaf I₁ in photostat. 18th century sheep, spine richly gilt, hinges repaired & corners restored. Occasional light foxing. Tear in inner margin of g₄ with loss of a few letters in c. 13 lines. Small tears repaired on c. 5 leaves. Very good copy. BLUMENBACH's annotations on c. 20 leaves. Occasional contemporary annotations. Zurich: Froschauer, 1555. \$3000

FIRST EDITION. The volume on birds. Stresemann 18–21. Anker 10–11. Nissen (birds) 349.

207. GESNER. *Historiae animalium liber IIII. Qui est de piscium & aquatiliu animantium natura*. Folio. 36.5 x 23 cm. [40], 1297pp. Over 700 woodcuts, at least 3/4 & probably more colored by a contemporary hand. Lacks 14 leaves & final blank. 18th century sheep, rubbed. Occasional foxing. Last two digits of vol. no. effaced on title. Tear in inner margin of C₄ with loss of a few letters in c. 9 lines. Good copy. A few annotations in BLUMENBACH's hand. Zurich: Froschauer, 1558. \$1000

FIRST EDITION. The volume on fishes. Nissen (fish) 58.

208. GESNER. *Epitome quatuor librorum . . . de historia animalium . . . a Basilio FABRO (1520–76)*. Folio. 32 x 21 cm. 989–1111, [2]pp. 18th century boards. BLUMENBACH's signature dated 1781 on free endpaper. Some brown-ing but a very good copy. [Leipzig: Rhamb . . . , 1572.] \$375

An abridgement of the first four books (1555–58) of Gesner's *Historia animalium* and not including the volume on serpents first published in 1587. Prepared by Basil Faber, author of one of the most important Renaissance classical dictionaries (see under Faber in this catalogue), the *Epitome* is primarily devoted to nomenclature (Greek, Latin and German) and literary notes, and includes Faber's emendations, as well as additional material drawn from other works of Gesner on diseases, plants, gems, instruments, etc. Unknown to Wellisch, "Conrad Gessner: a bio-bibliography," *J. soc. bibliog. nat. hist.* VII (1975), who lists as 28.4 only a 1601 edition. Our copy is clearly dated on the colophon but is also the final section of a larger work, the identity of which we do not know. Nevertheless what we are offering is complete in itself.

209. GEUNS, Matthias van (1735–1817). {1} *De eo quod vitam constituit in corpore animali disquisitio physiologica*. [8], 46, [2]pp. Amsterdam: Meijer, 1758. {2} *De morte corporea et causis moriendi dissertatio pathologica*. [6], 71, [9]pp. Leiden: Haak & Honkoop, 1761. 2 works in 1 vol., 4to. 23.5 x 19.2 cm. Contemporary boards, spine worn. Occasional light foxing but fine copies. 1758–61. \$150

FIRST EDITIONS. Although Hirsch suggests that {2} is a reworking of {1}, the two works appear to be rather different and were perhaps complementary. Hirsch. See Wellcome III 111.

210. GHIRARDELLI, Cornelio (fl. early 16th cent.). *Cefalogia fisonomica*. 8vo. 14.5 x 10.2 cm. [16], 662 (misprinted 29)pp. 100 woodcut portraits. Contemporary vellum, top edge a little worn. Minor worming & staining on title. Very good copy. Bologna: Recaldini, 1673. \$275

Later edition; the first appeared in 1630. Thorndike (VIII 454–56) points out that the work contains an unusually large number of citations of authors both classical and contemporary, and literary as well as scientific, who allude to physiognomy. The portraits which illustrate the features discussed are accompanied by poems in Latin and Italian summing up the character shown. Some female physiognomy is treated. N.B.G. Wellcome III 112.

211. GIBSON, William (1680?–1750). *Abhandlung von den Krankheiten der Pferde . . . aus dem Englischen. . . .* 2 pts. in 1 vol., 8vo. 17.3 x 10.3 cm. 460pp., 2 blanks; [8], 440pp. 10 folding copperplates. Contemporary marbled boards, slightly rubbed. Fine copy. Spine label in BLUMENBACH's hand. Göttingen: Dieterich, 1780. \$100

FIRST EDITION IN GERMAN, from the second English (1754). See Wellcome III 114.

212. GIRTANNER, Christoph (1760–1800). *Ausführliche Darstellung des Brownischen (John BROWN, 1735–88) Systemes der praktischen Heilkunde.* 2 vols., 8vo. 21.7 x 13.3 cm. xlv, 419, [1]; xxiv, 624pp. Signature of BLUMENBACH & HERBST on endpaper & Blumenbach's notes on approx. 5 leaves. Göttingen: Rosenbusch, 1797–98. \$200

FIRST EDITION. Girtanner introduced Brown to readers of German with the above exposition of the Brunonian system. Brown's medical practice was a cause célèbre throughout Europe, but especially at Göttingen, where in 1802 students as well as professors fought in the streets over the merits of Brown until dispersed by cavalry. See G-M 5199. D.S.B. Garrison 314–15.

213. GIRTANNER. *Ausführliche Darstellung des DARWINSCHEN (Erasmus, 1731–1802) Systemes der praktischen Heilkunde, nebst einer Kritik desselben.* 2 vols., 8vo. 21.9 x 13 cm. lvi, 599, [1]; xxxviii, 468pp. Original boards, uncut, a little rubbed. Occasional light foxing but a fine set. Signature of BLUMENBACH & HERBST on pastedown in each vol. & Blumenbach's notes on approx. 5 leaves with approx. 10 lines on endpapers. Göttingen: Rosenbusch, 1799. \$175

FIRST EDITION. After his exposition of Brown's system, Girtanner turned to Darwin's writings, especially the *Zoonomia*, which drew on Brown's medical theories. Blumenbach also had the German translation of this important book on medicine, natural history and evolution by Charles Darwin's grandfather (see under Darwin in this catalogue). D.S.B. D.N.B. Wellcome III 119.

214. GLISSON, Francis (1597?–1677). *Tractatus de natura substantiae energetica, seu de vita naturae. . . .* 4to. 19.3 x 14.5 cm. [52], 534, [1]pp. Fronts. portrait by W[illiam] Faithorne (1616–91) & 2 folding plates. Contemporary calf, gilt. Title mounted & margins of first leaf repaired, but a very good copy. BLUMENBACH's signature on verso of title & his page references on endpaper. Old underlining, possibly Blumenbach's, on a few leaves. London: Fleisher . . . , 1672. \$850

FIRST EDITION. Glisson began working on his theory of irritability (G-M 579) around 1662, but put aside his first draft to work on the more philosophical *Tractatus*. The concepts which he developed in this work served as a springboard for his irritability theory finally put forth in 1677, particularly the concepts "irritatio," "substantia energetica," "naturalis perceptio," "appetitus" and "motus" which are outlined on the title above. More scholastic than Glisson's medical books, the *Tractatus* pays particular attention to the Spanish natural philosopher, Francisco Suarez (d. 1617) and to Bacon, Scaliger, Harvey, Descartes and van Helmont. Its concepts helped prepare the way for Leibniz' postulates. D.S.B. Rothschild 86–87. Wellcome III 126 (with 54pp. prelims). Osler 2761. Wing G 859.

215. GLISSON. *Tractatus de ventriculo et intestinis.* 12mo. 13.2 x 7.2 cm. [32], 591pp. Fronts. portrait & 3 copperplates. Contemporary vellum. Occasional light foxing but a fine copy. BLUMENBACH's signature on title & his notes on about 8 leaves. 17th century signature on title. Amsterdam: Jacob Junior, 1677. \$500

Reprint published the same year as the London original of the work which introduced the idea of irritability as a specific property of living tissue. Because Glisson died the same year the above was published, his concept of irritability never received the attention it deserved. By the eighteenth century it was largely forgotten until Haller (1755; 1766) promoted Glisson's concept with new research. However, by limiting irritability to muscle contractility, Haller deprived the concept of the broad biological significance Glisson had given it. Verworn, *Irritability* (1913) 2–5. Wellcome III 126. Waller 3587. Reynolds 1655. Cushing G 292.

216. GMELIN, Eberhard (1751–1808). *Ueber thierischen Magnetismus.* Zweytes Stück. 8vo. 16 x 8.8 cm. 247pp. Original wrappers. Fine copy. BLUMENBACH's signature on inside of front wrapper, his notes on 4 leaves & about 25-line note on verso of last leaf possibly in his hand. Tübingen: Heerbrandt, 1787. \$100

FIRST EDITION, part 2 only. One of the Gmelin dynasty, Eberhard Gmelin was a leading exponent of Mesmerism in Germany. Hirsch. B.M.C. X 739.

217. GMELIN, Johann Friedrich (1748–1804). *Grundriss der Mineralogie. . . .* 8vo. 17.3 x 10.3 cm. xvi, 589, [31]pp. Contemporary marbled boards. Light foxing but a fine copy. Göttingen: Dieterich, 1790. \$150

FIRST EDITION. See D.S.B. article on Leopold Gmelin, the author's son. Poggendorf.

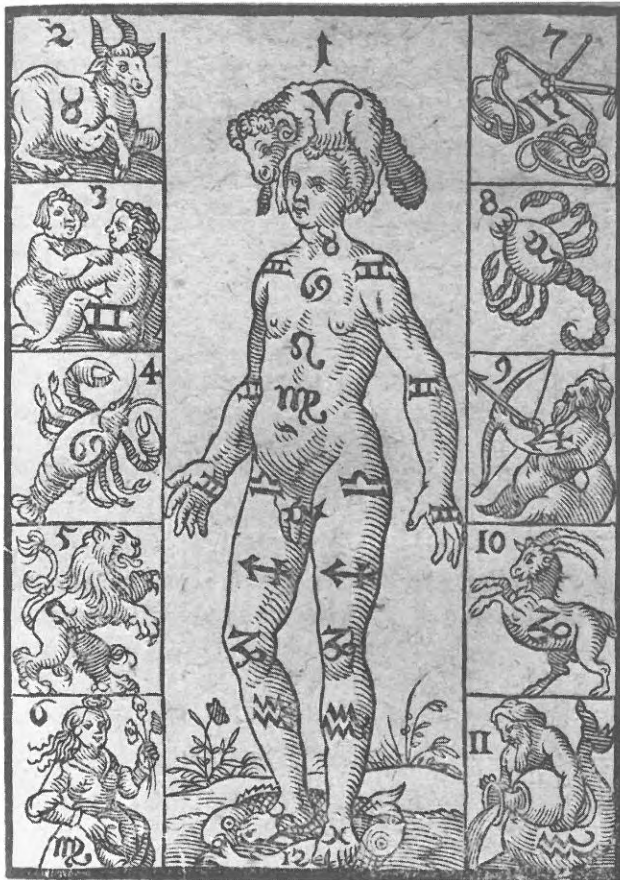
218. [GOELICKE, Andreas Ottomar (1677–1744).] *Anatomische merckwürdige Nachrichten von der grossen Speise-Saffts-Röhre in der Brust (thoracic duct) . . . heraus-gezogen, und ins Teutsche übersetzt. . . .* 4to. 21.6 x 17.4 cm. [8], 64pp. 5 plates (1 large folding). Original boards, uncut, spine worn. Very good copy. BLUMENBACH's signature on pastedown, his note on title & on 2 other leaves. Frankfurt on the Oder: Conradi, 1740. \$150

FIRST EDITION IN GERMAN. Extracted from the *Selecta medica Francof.* A comparative study on the thoracic duct. Hirsch.

219. GÖTTINGEN UNIVERSITY. *Der gegenwärtige Zustand der Göttingischen Universität, in zweenen Briefen. . . .* 4to. Map of Göttingen & text illustrations. Contemporary boards. Very good copy. BLUMENBACH's notations on title & fly-leaf & occasionally in text. Göttingen, 1748. \$375

FIRST EDITION. On Göttingen University a few years after it was founded.

220. GÖTTINGEN UNIVERSITY. *Fragment einer Geschichte der Georg-Augustus-Universität zu Göttingen.* 8vo. xviii, 98pp. Old marbled boards, spine worn. Very good copy.



190. Pleier.

BLUMENBACH's signature on verso of title & his marginal notes in text. Göttingen: Vandenhoeck & Ruprecht, 1787.

\$375

FIRST EDITION. Treats the period 1734–38, when the university was founded, in considerable detail. There are frequent annotations in Blumenbach's hand.

The Graafian Follicle

221. {1} GRAAF, Regnier de (1641–73). {A} De virorum organo generationi inservientibus, de clysteribus, et de usu siphonis in anatomia. [30], 234, [14]pp. Engraved title & 11 folding plates. *Lacks portrait*. Old signature on verso of title. Leiden & Rotterdam: Ex officina Hackiana, 1668. {B} De mulierum organo generationi inservientibus. . . . [22], 334, [16]pp., blank. Engraved title, 9 folding plates & 18 full-page plates included in pagination. *Portrait in xerox*. Old signature on verso of title. *Ibid.*, 1672. {C} Partium genitalium defensio. [8], 83pp., 2 blanks. *Ibid.*, 1673. {2} SWAMMERDAM, Jan (1637–80). . . . De respiratione usque pulmonum. [14], 121, [23]pp. Unusual engraved title & text woodcuts. Leiden: Gaasbeek, 1667. {3} BARTHOLIN, Caspar (1655–1738). Exercitationes miscellaneae. [24], 151, [7]pp. Leiden: Officina Hackiana, 1675. 5 works in 1 vol., 8vo. 15.5 x 9.5 cm. Contemporary vellum, gilt spine, edges

restored. Foxing in margin & old but neat repairs to a few plates. Old signatures on endpaper. Very good copies. 1667–75.

\$2500

{1} FIRST EDITIONS of de Graaf's fundamental papers on the human reproductive system. These include G-M 1210 {A}, on the male reproductive system, G-M 1209 {B}, on the female, and de Graaf's defense {C} of the priority of his discoveries regarding the female system against the claims made by Swammerdam (see G-M 1211; also see under Swammerdam in this catalogue). Although de Graaf's work on the male reproductive system is exact and detailed, his "treatise on the female reproductive organs constitutes an important step in the history of biology . . . [He was] the first to discover the morphological changes of the female gonad which accompany its physiological functions. De Graaf established that the vesicles disappeared to make room for a 'glandulous substance projecting from the female testicle.' Hence he was the first to recognize the glandular nature of the corpus luteum, a fundamental discovery that was not definitely established until around 1900, and that played an essential role in the development of modern sexual endocrinology. It is beyond doubt that de Graaf correctly depicted the stigma of the corpus luteum, which indicates rupture of the ovarian follicles. His only error was not recognizing the rupture of the follicle. Instead, he supposed that the follicle [hence "Graafian follicle"] in its entirety constituted the egg expelled into the Fallopian tube" (D.B.S.). Not even with von Baer's discovery of the mammalian egg in 1827 was the phenomenon of ovulation or follicular rupture definitively established, but only in the early years of this century. De Graaf examined and dissected the ovaries of numerous mammals, and his illustrations are superb. {A} Waller 3670, Wellcome III 142, Reynolds 1691 (without portrait), Cushing G 345 & Cole 682. {B} Waller 3669 (without portrait), Wellcome III 142, Cushing G 344 & Cole 684. {C} Waller 3677, Wellcome III 142 & Cushing G 347.

{2} FIRST EDITION. G-M 1724. For more see under Swammerdam in this catalogue.

{3} FIRST EDITION. According to Kelly, *Encyclopedia of medical sources*, this work of 1675 rather than the 1677 *De ovario mulierum* contains the first description of Bartholin's gland. However, this does not agree with our other refs. (see under Caspar Bartholin in this catalogue). B.M.C. II 476.

222. GRAAF. De mulierum organo generationi inservientibus. . . . 8vo. 15.2 x 9.6 cm. [22], 334, [16]pp. Engraved title, very fine portrait, 18 full-page plates in text & 9 folding plates, of which plate XI is in photostat. 18th century half-deerskin, rubbed. Small old inkstain on engraved title & tears in a few plates. Occasional light foxing but a very good copy. BLUMENBACH's signature on title with date 1787 & c. 10 lines in his hand on endpaper. Old signature crossed out on title. Leiden: Hack, 1672.


\$750

Another copy of G-M 1209, but this time with the portrait and with Blumenbach's notes.

223. GRASMEYER, Paul Fr. Herm. (fl. 1790). Abhandlung von Eiter. . . . 8vo. 17 x 9.7 cm. xxii, blank, 175, [1]pp. Contemporary tree calf, gilt. A few leaves lightly foxed but a fine copy. Göttingen: Dieterich, 1790.

\$100

FIRST EDITION. On suppuration. Grasmeyer studied medicine at Göttingen and made Blumenbach one of the dedicatees in this work. Hirsch.



182. Albinus' edition of Fabrici.

224. GRAVENHORST, J[ohann] L.C. (1777–1857). Vergleichende Uebersicht des Linneischen und einiger neueren zoologischen Systeme . . . nebst dem eingeschalteten Verzeichnisse der zoologische Sammlung des Verfassers und den Beschreibungen neuer Thierarten die in derselben vorhanden sind. 8vo. 20 x 12 cm. xx, 476pp. Contemporary marbled boards. Foxing but a very good copy. Göttingen: Dieterich, 1807. \$100

FIRST EDITION. The author taught natural history at Göttingen. B.M.C. (N.H.) II 708.

225. GREEN, Jonathan (1788?–1864). A practical compendium of the diseases of the skin. . . . 8vo. xi, 371pp. Original boards, uncut, mostly unopened. Upper edge of spine chipped but a fine copy. London: Whittaker, 1835. \$95

INSCRIBED on flyleaf: "Dr. Bisset Hawkins / with the respect / of the author." Hawkins has crossed out the last two lines of the inscription and added four words so that the inscription now reads: "For Dr. Herbst / from Dr. Bisset Hawkins."

FIRST EDITION. Presented from the author to Francis Bisset Hawkins (1796–1894), author of the first English book specifically on medical statistics (G-M 1697), and from Hawkins to Herbst. D.N.B. for both Hawkins and Green.

226. [GREGORY, John (1724–73).] A comparative view of the state and faculties of man with those of the animal world. 8vo. 15.2 x 9.4 cm. xvi, 236, [4]pp. Contemporary calf, gilt, a little rubbed. Very good copy. BLUMENBACH's booklabel with his signature, his note tipped onto pastedown & his annotations on 2 leaves. Presentation inscription to [Georg-Christoph] LICHTENBERG (1742–99) on pastedown & his signature on verso of title. London: Dodsley, 1767. \$100

Fourth edition, from the library of the Göttingen physicist / astronomer and satirical writer, G. C. Lichtenberg. The author, Gregory, held a distinguished position in Scottish medicine and was an intimate friend of the philosopher, David Hume. Lichtenberg was a frequent visitor to England, and the copy with its presentation in English was possibly given to him there. Blumenbach has annotated passages on the origins of Scottish and English music. D.N.B. N.B.G. Wellcome III 162 (5th ed., 1772).

Gypsies

227. GRELLMANN, H[einrich] M. G. (1756–1805). Historischer Versuch über die Zigeuner. 8vo. 16.4 x 10.3 cm. xvi, 358, [10]pp. Contemporary marbled boards, hinges cracked. Title lightly foxed but a fine copy. Göttingen: Dieterich, 1787. \$300

Second edition, revised and expanded, of a study of fundamental importance to the history and ethnology of Gypsies. Grellmann was one of the first to link the Gypsy language, Romany, with the languages of India. (Previously Romany had been considered a thieves' jargon.) Grellmann believed that the Gypsies had been expelled from India by Tamerlane and first reached Europe in 1417. Black, *Gypsy bibliography* (1914) 1720. E.B. (1910 & 1971).

Excessively Rare Vesalianum

228. {1} GUENTHER VON ANDERNACH, Johann (1487–1574). Institutionum anatomicarum . . . Ab Andrea VESALIO (1514–64) Bruxellensi, auctiores & emendatiores redditae. [15], 101ff. Venice: [Sessa, probably 1540]. {2} [BERENGARIO DA] CARPI, [Giacomo] (1470–1550). Anatomia Mundini . . . castigata, & postmodum cum apostillis ornata. . . . 76ff. (3 original blanks between Guenther and Berengario). Ibid., probably 1540. 2 works in 1 vol., 16 mo. 10.5 x 7.5 cm. Contemporary limp vellum. Trivial worming affecting inner margin of first title and a few preliminaries, but fine copies. \$3750

{1} Second edition of Vesalius' extensively revised pocket edition of his teacher's anatomical handbook, which Vesalius brought out only months after publication of the *Tabulae sex*. Cushing (pp. 44–49 & entry III.-2) suggests that these pocket student manuals were mostly read out of existence, causing their excessive rarity. "Vesalius' edition of the *Institutiones anatomicae* may be said to have fulfilled several purposes. Probably he saw in his revision a fairly simple method of calling attention to himself, and, within the framework of Guinter's [sic] treatise, of indicating his anatomical discoveries or revisions which were as yet insufficient to justify a separate work; additionally, his revised version was superior as a dissection manual to Guinter's original edition or, indeed, to anything else that was available" (O'Malley, *Andreas Vesalius* [1964] 91–94). Cushing G 434. Waller 3791.

{2} Fourth edition of Berengario's edition of Mundino's *Anatomia*, incorrectly dated in Putti, *Berengario* (1937) 135 as c. 1530.

229. HAHNEMANN, [Christian Friedrich] Samuel (1755–1843). Reine Arzneimittellehre. 6 vols., 8vo. 20.3 x 11.5 cm. c. 2500pp. Contemporary pastepaper boards, a little rubbed but a fine set. Dresden: Arnold, 1830 (v.i) & 1824–27 (v.2–6). \$300

Second edition of vols. 2–6 with third edition of vol. 1, all revised from the 1811 original. Hahnemann's materia medica is second only in importance to his *Organon* (1810, G-M 1966). Sections of the above deal with homeopathy and with magnetic cures. Waller 3974 (2nd ed.).

230. HAINDORF, Alexander (1782–1862). Beiträge zur Culturgeschichte der Medizin und Chirurgie Frankreichs. 8vo. 19.3 x 11.3 cm. xvi, [2], 524, [2]pp. Contemporary crimson boards, gilt. Spine faded & foxing but a very good copy. Göttingen: Vandenhoeck & Ruprecht, 1815. \$200

FIRST EDITION, PRESENTATION INSCRIPTION FROM THE AUTHOR TO BLUMENBACH on fly-leaf. Account of contemporary French medicine based on the author's travels in France in 1813–14. Haindorf was associated with Göttingen. Hirsch. Waller 13556. Wellcome III 193.

231. HALLER, Albrecht [von] (1708–77). Disputationum anatomicarum selectarum. 7 vols., 4to. 20 x 15.5 cm. c. 6000pp. *Lacks index* (105pp.). 76 plates (many large folding). Contemporary calf, richly gilt spines, rubbed. Very good set. BLUMENBACH's signature & date "28 mart. 77" on each title & his annotations on c. 15 leaves. Göttingen: Vandenhoeck, 1746–51. \$500

FIRST EDITION. Haller selected and supplied prefaces for this collection of theses, etc. he found worthy of notice. Each vol. covers a different area of anatomy; in many cases either the *praeses* or student is well-known. For example, Haller's own thesis (Leiden, 1727), on the salivary duct, is found in vol. 1. Haller established an anatomical institute at Göttingen where he performed over 350 dissections. Blumenbach has annotated passages on a variety of topics, including the heart of a deformed infant, the genitalia of Europeans and Africans, and embryology. Lundsgaard-Fischer, Haller bibliography 711. Waller 4000 (without part 2 of vol. 7).

232. HALLER. Collection relating to Haller-Hamberger dispute over the role of the inter-costal muscles in respiration including {1} T[RENDELENBURG], C[arl] F. (1724-92). *Continuatio controversiae de mechanismo respirationis Hambergeriano*. . . . 112pp. Folding plate. Signature of S[amuel] C. HOLLMANN (1696-1787) on verso of title & his note on endpaper. Göttingen: Vandenhoeck, 1749. {2} HAMBERGER, Georg Erhard (1697-1755). *De respirationis mechanismo et usu genuino dissertatio. Una cum scriptis quae vel illi opposita sunt vel ad controversiam de mechanismo illo agitatum pertinent*. [Contains HALLER's *De respiratione experimenta anatomica*] [8], 182, [2]pp. Folding plate. Jena: Crocker, 1748. {3} JENAISCHE gelehrte Zeitungen. Viertes und funftes Stück. pp. 25-40. INSCRIBED on p. 25 to Hollmann. 1750. {4} TRENDELENBURG. *Fernere Fortsetzung der Hallerischen und Hambergerischen Streitigkeiten vom Athemholen [sic]*. . . . 56pp. Rostock & Wismar: Berger & Bodner, 1752. {5} KESSEL, Johann Friedrich (d. 1756?). *Weitere Fortsetzung der Hallerischen und Hambergerischen Streitigkeiten vom Athemhohlen*. 47pp. Jena: Rüth, 1752. {6} AMSTEIN, Johann Georg (1744-94). *Dissertatio physiologico-medica de usu et actione musculorum intercostalium*. . . . [2], 43pp. Tübingen: Sigmund, [1769]. {7} TRENDELENBURG, Theodor Friedrich. *De sterni costarumque in respiratione vera genuinaque motus ratione*. [4], 44, [2]pp. 2 plates. Göttingen: Schulz, [1779]. 7 works in 2 vols., 4to. Vol. I: 21 x 16.5 cm. Vol. II: 20.7 x 16 cm. Contemporary half calf, boards not quite matching, a little rubbed. Occasional foxing. Very good set. Booklabel with BLUMENBACH's signature & his annotations on c. 5 leaves. 1748-79. \$750

{2} FIRST EDITION OF G-M 918, containing in its supplementary material possibly the second edition of G-M 917. Haller made what was the first investigation of the action of the intercostal muscles in respiration in 1746-47, but Hamberger disputed his interpretation that both the intercostal muscles lifted the ribs and were therefore responsible for inspiration. Hamberger's functional analysis was actually more correct. However, the dispute between the two became quite virulent and occasioned the articles {1} & {4} by Trendelenburg, Haller's pupil, and others defending Hamberger against Trendelenburg's criticisms {3} & {5}. {6} & {7} are theses on the subject which refer to the points in the controversy. Although Haller's interpretation of the role of the intercostal muscles was incorrect, he did demonstrate as part of his investigation that the pleural cavity contains no air, which was a very important step in the understanding of the process of breathing. Vol. I of the set bears the signature of the Göttingen professor of philosophy, Samuel Hollmann. D.S.B. Hirsch. Waller 4029a {2} with 1749 date) & 9669 {1}. Wellcome III 201 {2}.

233. HALLER. *Sur la formation du coeur dans le poulet . . . avec un memoir sur plusieurs phénomènes de la respiration*. 2 vols., 12mo. 15.7 x 9.6 cm. [6], 472; [8], 368pp. 1 plate. 18th century boards, a little rubbed. Occasional light foxing but a fine set. BLUMENBACH's signature with date 1775 on each title & his annotations on c. 25 leaves plus table in his hand on endpaper of vol. 1. Lausanne: Bousquet, 1758. \$500

FIRST EDITION. Haller's most important finding in embryology. "He was able to devise a numerical method to demonstrate the rate of growth of the fetal body and its parts. By this quantitative determination he showed that fetal growth is relatively rapid in its earlier stages but that the tempo gradually decreases. These observations were entirely new and remain fundamentally correct . . ." (D.S.B.). Haller calculated the rate of growth of the chick and of the human embryo and the table in Blumenbach's hand gives figures under the heading of human and chick.

Appended to the embryological studies are reports of experiments on the respiration of various animals. In 1744 Haller gave the first accurate picture of the diaphragm (G-M 397), and in 1746-47 he demonstrated that the pleural cavity contains no air (G-M 917; see previous entry). D.S.B. Needham 193-202. Gasking 107-16 & 105. Cole I 1414. Waller 11834.


Physiology

234. HALLER. *Elementa physiologiae corporis humani*. 8 vols., 4to. 24.2 x 17.8 cm. c. 5000pp. Portrait & 6 plates. Contemporary calf, gilt, rubbed. Very good set. Bookplate of E[rnst] G[ottlieb] Bose (1723-88)? 1 page no. ref. on plate, possibly in BLUMENBACH's hand. Lausanne: Bousquet [et al.], 1757-63 & Berne: Sumptibus Societatis Typographicae, 1764-66. \$2000

FIRST EDITION, with the portrait of Haller engraved by Tardieu which is frequently lacking. G-M 588. The first comprehensive treatise of physiology, a synthesis of all the knowledge of the day, a not insignificant part of which came from Haller's own researches, mostly conducted at Göttingen. It was Haller's charisma that in part attracted Blumenbach to Göttingen, even though Haller had moved to his native Switzerland by then. However, Blumenbach did make Haller's acquaintance and the two corresponded both on scientific and bibliophilic matters. Apparently the young Blumenbach supplied Haller with some rare books he had been unable to obtain otherwise. This set may have also belonged to the Leipzig anatomist and botanist, E. G. Bose. Rothsuh 125 ff. Bendyshe. Hirsch. Lundsgaard-Fischer 284. Waller 4007. Wellcome III 199. Reynolds 1812. Osler 1148.

235. HALLER. *Sammlung kleiner Hallerischen Schriften. Vols. I & III only*. 8vo. 17.2 x 10.5 cm. [18], 348; [4], 373, [1]pp. Contemporary boards, rubbed. Very good set. BLUMENBACH's signature with date 1774 on titles & his annotations, some 2-3 lines long on c. 40 leaves. Bern: Emanuel Haller, 1772. \$100

FIRST EDITION of vol. 3 with second edition of vol. 1 of this collection by Haller on a variety of topics in medicine and natural history. Lundsgaard-Fischer 503.



45. Berengario da Carpi.

Dr. Reincke, Hamburg
1849

236. HALLER. *Prima lineae physiologiae . . . auctae ab Henrico Augusto WRISBERG (1739–1808)*. 8vo. 19.4 x 11.6 cm. [22], 526, [2]pp. Contemporary boards, rubbed & spotted but a very good copy. Göttingen: Vandenhoeck, 1780. \$150

Later edition, considerably revised by Wrisberg, professor of anatomy at Göttingen. See G-M 585. First published in 1747 and easily the most famous physiology text of the century, it contains many original observations, including Haller's statement of the problem of the relation of muscle action to nerve transmission in the form in which it has come down to the present time. Wrisberg is known for his discovery of the *nervus intermedius* ("nerve of Wrisberg") (1777; G-M 1252). Hall, *Source book in animal biology* (1970) 282ff.

237. HAMBURGISCHES MAGAZIN . . . aus der Naturforschung und den angenehmen Wissenschaften überhaupt. Vol. 5, pts. 1–6. 8vo. 17.5 x 10 cm. [2], 670, [14]pp. 1 plate. Contemporary calf, richly gilt spine, gilt armorial supra-libros, possibly German royal arms. Rubbed but a very good copy. Booklabel with BLUMENBACH's signature. Hamburg: Grund & Leipzig: Holle, 1750. \$50

FIRST EDITION.

238. HARPER, Andrew (d. 1790). *Abhandlung über die wahre Ursache und Heilung des Wahnsinns aus dem Englischen* übersetzt von G. W. Consbruch (b. 1764). 8vo. 16.4 x 9.8 cm. 58pp., adverts. Contemporary boards. Very good copy. Small stamp on title. Marburg: Neue akademische Buchhandlung, 1792. \$100

FIRST EDITION IN GERMAN. Harper achieved fame, especially among Continental researchers, as a protagonist of the psychic school of the origin of mental illness. He was an opponent of restraint. Hunter & Macalpine 522–24. Hirsch. Wellcome III 211 (original English, 1789).

239. HARTEL, Anton Fried. *Dissertatio inauguralis medica de febris phthisicorum natura et curatione*. 8vo. 16.9 x 10.3 cm. [4], 58pp. Contemporary boards. Very good copy. Stamp on title. Spine label probably in BLUMENBACH's hand. Göttingen: Grape, [1788]. \$85

FIRST EDITION. BMC XI 814.

Discovery & Experimental Proof For the Circulation of the Blood

240. HARVEY, William (1578–1657). *Exercitatio anatomica de motu cordis et sanguinis in animalibus . . .* 4to. 20 x 15 cm. 72pp. Without errata leaf, K₁, which probably constitutes later issue. 2 copperplates supplied from a later edition. Contemporary limp vellum, spine repaired. Leaves browned as in virtually all known copies, due to the inferior quality of the paper, but a very good copy, with comparatively large margins, in a full maroon morocco case. BLUMENBACH's signature dated 1774 on title, and no less than *forty-eight lines* of his neat annotations on fly-leaves. Frankfurt: William Fitzner, 1628. \$35,000

FIRST EDITION. G-M 759. PMM 127. Discovery and experimental proof for the circulation of the blood. Together with Vesalius' *Fabrica* (1543), Harvey's *De motu cordis* (1628) shares the honor as the greatest book in the history of medicine. Unquestionably, Harvey's work is many times rarer than Vesalius, and no two books could be more drastically opposed with regard to physical appearance—Vesalius' work being one of the most beautiful books ever published, and Harvey's one of the very least impressive.

Why Harvey chose a young publisher in Frankfurt to bring out his masterpiece has long provoked scholarly research and speculation. The most seasoned judgement suggests that Harvey wished to have his book published on the Continent in order that it would more easily gain international distribution and influence. His choice of William Fitzner seems to have stemmed from his long acquaintance with Robert Fludd (1576–1637), whose books were then being published by Fitzner. In any case, Fitzner used inferior paper for the book, which has significantly deteriorated in virtually all copies. The distance separating the author from his publisher seems also to have precluded Harvey from correcting proofs, as he was compelled to issue an errata leaf with no less than 126 corrections. Since very few copies include this errata leaf and its conjugate blank, Keynes argues that the leaf was probably added after a large percentage of the small edition had been sold. Even so, this errata list must have been compiled with some haste, as the Latin text edited by Akenside for the College of Physicians in 1766 contains 246 emendations.

In spite of its unimpressive appearance, *De motu cordis* revolutionized physiological thought through its announcement and experimental proofs for the discovery of the circulation of the blood. Since antiquity ideas about the physiology and pathology of most parts of the body had been based to an important degree on assumptions about the functions of the heart and blood vessels. In fundamentally changing our conception of these functions, Harvey pointed the way to reform of all of physiology and medicine. By the middle of the 17th century new mechanical and chemical systems of physiology incorporated the circulation as a basic assumption in the explanation of a wide range of vital phenomena, and while subsequent developments in physiology have led to great changes in thinking about the functions of the circulation, they have abundantly confirmed the importance of Harvey's discovery as the cornerstone of modern physiology and medicine.

Blumenbach's inscription indicates that he acquired this cornerstone of his library in Göttingen at the extraordinarily early age of 22. His extensive annotations concern biographical data on Harvey, the importance of the work, bibliographical notes about later editions, and the extraordinary rarity of this book which he described even in 1774 as "rarissimum." D.S.B. Horblit 46. Dibner 123. Keynes 1. Osler 692. Wellcome I 3069. Waller 4088. See also under Primrose in this catalogue.

241. [HARVEY.] *Recentiorum disceptationes de motu cordi, sanguinis, et chyli, in animalibus*. [Includes ASELLI, Gaspare (1581–1625). *De lactibus*. Leiden: Maire, 1640 & PRIMROSE, James (c. 1598–1659). *Antidotum adversus Henrici Regii . . . Spongiam*. Ibid., 1644.] 4to. 18.2 x 14.3 cm. c. 800pp. (sections separately paginated). 6 plates & text illustrations. Contemporary vellum, edges restored. Damp-stain in uppermost margin, but a very good copy. Booklabel with BLUMENBACH's signature & 3 leaves with his notes. 17th century inscription on title. Leiden: Maire, 1647. \$1750

Chronologically the sixth edition, this is actually a reprint of the second complete edition of 1639, with nearly 400 pages of new material added, including the first appearance together with Harvey's tract of several works pro and con by Walaeus, Primrose, Le Roy, and Drake, as well as the third edition of Aselli's treatise on the lacteal vessels (G-M 1094; 1627). The *De motu cordis* is printed with paragraph by paragraph refutations by Emilio Parisano (Parisanus, 1576-1643), to which Harvey never responded directly.

Blumenbach has annotated 1 plate & 2 other leaves in the Aselli, which records his rediscovery of the lacteal (chylous) vessels, noted by the ancients but without any clarification of their function. Aselli traced their course to the mesenteric glands and did not follow them to the thoracic duct. Harvey believed that the absorption of the chyle took place through the mesenteric veins. Whitteridge, *William Harvey* (1971) 149 ff. D.S.B. Keynes 6.

EXERCITATIO
ANATOMICA,
DE
CIRCULATIONE
SANGVINIS.

Ad IOANNEM RIOLANVM filium, Parisiensem Medicum peritissimum, Anatomicorum, Coryphaeum: in Academia Parisiensi Anatomes, & Herbariae Professorem Regium, & egregium, atque Decanum, Reginae matris LVDOVICI XIII. Medicum primum.

Authore GVLIELMO HARVEO, Anglo, in Collegio Medicorum Londinensium Anatomes, & Chirurgia Professore; serenissima-que Maestatis Regio Archiatro.



Iuxta exemplar CANTABRIGIÆ, editum.
PARISIIS,

Apud GASPARDVM METVRAS, viâ Iacobâ, sub signo SS. Trinitatis, prope Mathurinenses.

M. DC. L.

242.

*Harvey's Response to Riolan
Of Excessive Rarity*

242. {1} HARVEY. Exercitatio anatomica de circulatione sanguinis. 81pp. Paris: Gaspard Meturas, 1650. {2} RIO-LAN, Jean, *fls* (1580-1657). Encheiridium anatomicum, et pathologicum. . . . [28], 618, [16]pp. Ibid., 1648. 2 works in 1 vol., 12mo. 13 x 7.5 cm. Contemporary vellum. Margin of Riolan title restored with no loss of text, some foxing in both works, but very good copies. BLUMENBACH's signature on title of {2} (bound first). 1648-50. \$2000

{1} Second edition of Harvey's tightly reasoned and politely worded response to Riolan's *Encheiridium anatomicum* [2]. First published simultaneously in Cambridge and Rotterdam in 1649, this was the only time Harvey chose to answer his opponents in print. After the present second edition, the tract never appeared as a separate work, but was published as an appendix to *De motu cordis*, beginning in 1654. Keynes (33 and p. 39) emphasizes the *great rarity* of our edition, pointing out that he could locate only 4 copies, and none in the Bibliothèque Nationale.

{2} FIRST EDITION of the book best known for its provocation of Harvey's response {1} above. Riolan was physician to Marie de Medici and Dean of the Paris Faculty of Medicine. Keynes points out that Riolan was intellectually no match for Harvey, and that Harvey demolished Riolan's arguments. Keynes, *Life of Harvey* (1966) 323-28, re both works. Weil, "Echo of Harvey's *De motu cordis*," *J. hist. med.* XII (1957) 172. Waller 7996 {2}.

243. [HARVEY.] SLEGEL, Paul Marquart (1605-83). De sanguinis motu commentatio. . . . 4to. 17.5 x 14.5 cm. [16], 135pp. Full antique calf. Head of title & a few running heads closely trimmed, but a very good copy. Hamburg: Rebenlin for Hertel, 1650. \$500

ONLY EDITION of a treatise in defense of Harvey's doctrine, and attacking Riolan's teaching about the function of the portal vein. Slegel sent Harvey a copy of the book, and in his letter of acknowledgement Harvey warmly praised the above work, and told Slegel he had demolished Riolan's attacks on himself. Keynes, *Life of William Harvey* (1966) 316-62. Weil, "Echo of Harvey's *De motu cordis*," *J. hist. med.* XII (1957) 167-74. Waller 8994.

244. HARVEY. Exercitationes anatomicae, de motu cordis et sanguinis circulatione. 12mo. 14.2 x 8.5 cm. x, [2], 299pp. Lacks plate. Contemporary calf, gilt, a little rubbed. A few leaves lightly foxed. Very good copy. HERBST's signature on endpaper. Glasgow: Baxter, 1751. \$150
Keynes 15.

See Supplement for more Harvey Items

245. HAVERS, Clopton (d. 1702). Osteologia nova . . . in Latinum . . . cura Melchioris Friderici Geuderi. . . . 8vo. 17.5 x 11.5 cm. [16], 343, [39]pp. 2 plates. Original boards, uncut, hinges repaired. Foxing. Very good copy. Signature of BLUMENBACH on pastedown & dated in Latin in his hand: Winterthur, July, 1783. 18th century signature on title. Frankfurt & Leipzig: Kuhn, 1692. \$350

FIRST EDITION IN LATIN. See G-M 387. "... The first description of the microscopic appearance of the articular tissues and internal architecture of bone, including the first account of the vascular canals of long bones, which have ever since been known by the author's name as the 'Haversian canals' " (Bick 59; see also 60-61). Havers also made important observations on the physiology of bone growth and repair. The Haversian lamellae, glands, and folds are named after him. Russell 97. Waller 4153. Not in Wellcome.

246. HECKEWELDER, John (1743-1823). An account of the history, manners, and customs, of the Indian natives who once inhabited Pennsylvania and the neighbouring states. IN: *Trans. Hist. & Lit. Com. Amer. Phil. Soc.* 1: [3]-347. 8vo. 23 x 14.5 cm. [2], iv, [3]-464, [2]pp. Modern boards, uncut. Dampstained. Good copy. BLUMENBACH's pencil annotations on 3 leaves. Philadelphia: Abraham Small, 1819. \$125

FIRST EDITION. An important source on the Indians of the Eastern states, including their medical practices (see Vogel 59-60, 268 & other refs.). Heckewelder served for many years on the frontier (Ohio valley) as a missionary, diplomat etc., when the region had just begun to be settled by whites. The account also contains approx. 100pp. of correspondence on Indian languages between Heckewelder and P. S. Du Ponceau (1760-1844), also an early American authority on the subject. Heckewelder's work was later translated into French and German (published at Göttingen, 1821). Its appearance in the above *Transactions* marks the first publication of this committee of the American Philosophical Society. D.A.B.

247. HEIDE (or Heyde), Anton de (fl. mid-17th cent.). *Experimenta circa sanguinis missionem, fibras motrices, urtica marinam &c. Accedunt ejusdem autoris observationes medicae, nec non anatomie mytuli.* 8vo. 15 x 9 cm. [8], 206, [2], 48pp. 21 plates. 18th century marbled boards, gilt label, rubbed. Dampstain affecting first 60pp. but a very good copy. BLUMENBACH's signature with date 1774 on title & his notes on 2 leaves. Amsterdam: Jansson-Waesberg, 1686. \$300

FIRST EDITION of the *Experimenta* with third edition of the *Observationes* (first, 1683). In the former Heide countered Bellini's ideas on the circulation based on his own experiments on frogs. He also described the liver fluke, tapeworm and the medusa *Aurelia*, the plate for which Blumenbach has annotated. In the latter Heide studied mussels, discovering and naming the stylus crystallinus and making the first observation of ciliary motion in the gills of a bivalve. Cole, *History* 225, 243, & 478. Hirsch. Cole I 979. Waller 4197. Wellcome III 233 (2nd. ed. *Observationes*).

248. HELLMANN, August. *Ueber den Tastsinn der Schlangen; als Specimen einer Anatomie und Naturgeschichte der deutschen Amphibien.* 8vo. 16 x 10.9 cm. 60pp. Folding plate. Contemporary half calf, gilt, g.e., a little rubbed but a fine copy. Annotations on c. 25 leaves, probably in BLUMENBACH's hand. Göttingen: Dieterich, 1817. \$75

FIRST EDITION. On the snake's tongue as an organ of touch. Dedicated to Blumenbach, with whom the author studied. B.M.C. (N.H.) 819. Agassiz III 214.

249. HELLWIG, L[u]dwig Christoph [von] (1663-1721). *Compendium medicinae renunciatoriae, oder curiöser und nützlicher Begriff von denen tödtl. Wunden.* ... [Text in German.] 8vo. 16.4 x 9.9 cm. [10], 173, [11]pp. Contemporary boards, worn. Light foxing & dampstaining but a very good copy. Small stamp on title & imprint date slightly cropped. Frankfurt & Leipzig: Ritscheln, 1713. \$150

FIRST EDITION. Forensic medicine. See Wellcome III 240.

250. HELLWIG. *Nosce te ipsum, vel anatomicum vivum, oder . . . Anatomisches Werck.* [Text in German.] Folio. 31.8 x 20.5 cm. [8], 42pp. 1 plate with multi-layered flaps. *Lack remaining 3 plates.* Contemporary half calf, rubbed. Minor worming, slightly affecting plate leaf. Good copy. Contemporary signature on title. Frankfurt & Leipzig: Ritscheln, [1720]. \$300

Revised edition of Johann Remmelin's early 17th century anatomy for laymen with plates with movable flaps. Choulant/Frank 234 (describing this 1720 edition as the second of Hellwig's version). Waller 4288 & Wellcome III 240 citing above only.

251. HELMONT, Johannes Baptista van (1579-1644). *Opera omnia.* 4to. 20 x 15.5 cm. Engraved title, [38], 765; [73]; [16], 275, [43]pp. Contemporary vellum. Occasional insignificant worming & light foxing but a fine copy. BLUMENBACH's signature with "Gotha d. 12 Jun. 1781" on title, his annotations on c. 25 leaves & c. 15 lines in his hand on endpaper. Contemporary signature on title. Frankfurt: Erythropilus, 1682. \$500

Later collected edition (first, 1648; G-M 665 & PMM 135). Blumenbach's notes refer to many of the subjects for which van Helmont was most famous: weapon salve and the belief in magnetic cures, his naming and description of gases, his physiology ideas and work on digestion, and his mysticism. Blumenbach also raises the question in his notes of the resemblance of contemporary doctrines of "animal magnetism" to van Helmont's ideas. D.S.B. Wellcome III 241.

252. HELVETIUS, [Jean-Adrien] (1661-1727). {1} Group of 12 pamphlets each with heading: *Méthode du Sieur Helvétius . . . pour l'usage de ses remèdes.* . . . c. 100pp. (each separately paginated). No publisher, no date but probably c. 1700. {2} ANONYMOUS. Group of 9 pamphlets on various remedies. c. 40pp. (separately paginated). Also without publisher and date but probably c. 1700. 21 pamphlets in 1 vol., 4to. 24.3 x 18.8 cm. Half antique calf. Foxing but very good copies. c. 1700. \$375

A collection of remedies, mostly by Helvetius, who is best known for selling the secret of ipecac as a cure for dysentery to Louis XIV. The first pamphlets under Helvetius' name deal with dysentery and its treatment. However, because they give the titles Helvetius received after his successful cure of Louis' son, they must have been published after Helvetius' initial pamphlets on ipecac, which appeared prior to the treatment of the prince (1688). N.B.G. Neu 1898 (similar collection).

253. HELVETIUS, [Jean-Claude-Adrien] (1685–1755). *Eclaircissements concernant la manière dont l'air agit sur le sang dans les poulmons. Pour servir de réponse aux objections contenues dans une lettre de M. Michelotti, à M. de Fontenelle.* [With] *De structura glandulae epistola . . . ad clarissimum virum, Jacobum-Benignum WINSLOW* (1669–1760). 4to. 23.5 x 18 cm. [2], 69, [5]pp. 18th century half calf, gilt. Some foxing. Very good copy. BLUMENBACH's signature & Göttingen duplicate stamp on verso of title. Paris: Barois, 1728. \$150

FIRST EDITIONS. *De structura glandulae* has a separate title which has been bound in at the end in this copy. Son of Jean-Adrien Helvétius (see above) and father of the Enlightenment philosopher, J.-C.-A. Helvétius was a prominent figure at the court of Louis XV, and a member of the Académie des Sciences, in which capacity he was often embroiled in disputes such as the above. N.B.G. Waller 4316. Wellcome III 243.

254. HEMPEL, Adolf Friedrich (b. 1767). *Anfangsgründe der Anatomie. . . .* 2 vols., 8vo. 19.5 x 11.5 cm. xvi, 528; xii, 540pp. Contemporary pastepaper boards, rubbed, but a good set. Göttingen: Schneider, 1818. \$75

Third revised edition, by the professor of anatomy at Göttingen. Hirsch.

255. HEUERMANN, Georg (1722–68). *Physiologie*. 4 vols. 8vo. 16.8 x 10.2 cm. c.3200pp. 23 folding plates. Contemporary half calf, gilt. Very good set. Contemporary signature on titles. BLUMENBACH's page no. refs. on endpaper of vol.1 & his notes on 3 leaves in vol. 4. Copenhagen & Leipzig: Pelt, 1751–55. \$300

FIRST EDITION. Heuermann was a Danish follower of Haller, and his physiology was widely acclaimed. Baas 693. Hirsch.

256. HEWSON, William (1739–74). *Descriptio systematis lymphatici iconibus illustrata. Ex Anglico Latine vertit Jacobus Thiensius van de Wymperse . . . praefatus est quaedam de lymphata et lymphaticis Johannes David HAHN* (1729–84). 8vo. 22.8 x 14.6 cm. [4], 62, [12], 192pp. 6 folding plates. Original boards, uncut, spine worn but with greater part of original printed label remaining. Light foxing. Very good copy. Signature of BLUMENBACH & HERBST on endpaper, Blumenbach's notes on 3 leaves, including 7 lines re Hewson on endpaper. Utrecht: van Otterloo, 1783. \$150

FIRST EDITION IN LATIN. The first complete account of the anatomical peculiarities of the lymphatics. See G-M 1102. Re Hahn, whose speciality was toxicology, see Hirsch. An interesting footnote: Hewson dedicated his work to Benjamin Franklin. Waller 4420.

257. HIEMER, Eberh[ardt] Friedr. (1682–1727). *Caput Medusae utpote novum diluvii universalis monumentum*. 4to. 19.5 x 14 cm. 40pp. 1 folding mezzotint. Contemporary calf, a little rubbed. Fine copy with BLUMENBACH's signature on verso of title. Stuttgart: Roesslin, [1724 written in]. \$85

FIRST EDITION. On a fossil plant known as the Medusa Head. As was characteristic of this period in paleontology, this author considers the fossil a monument of the "universal deluge" described in the Book of Genesis. B.M.C. (N.H.) 842.

258. HILDEBRANDT, [Georg] Friedrich (1764–1816). *Lehrbuch der Physiologie*. 8vo. 19.5 x 12 cm. [20], 522pp. Contemporary boards. Fine copy. BLUMENBACH's manuscript title on spine & his brief notations on rear pastedown. Erlangen: Palm, 1809. \$75

Fourth, revised edition, by a student of Blumenbach. Hirsch.

259. HIMLY, Karl (1772–1837). *Ueber das Zusammenkugeln des Igels*. 4to. viii, 36 pp. 3 plates in sanguine. Contemporary boards, marbled on lay, gilt. Very good copy. Braunschweig: Reichard, 1801. \$85

FIRST EDITION. An anatomical study of the "rolling-up-into-a ball" defense mechanism of hedgehogs—a project which Himly first undertook while studying with Blumenbach, to whom the essay is dedicated. B.M.C. (N.H.) 846.

260. HIMLY. *Lehrbuch der praktischen Heilkunde . . . Erster Band*. 8vo. 19 x 11 cm. 564, xvi, [8]pp. 1 folding plate. Original pastepaper boards, rubbed. Very good copy. Göttingen: auf Kosten des Verfassers, 1816. \$75

Vol. 1 only. Signed by author on title, to prevent piracies. Hirsch (giving 1807 date, same as date of preface in above).

261. HIMLY. *Einleitung zur Augenheilkunde. . . .* 8vo. 21 x 13 cm. x, 70pp. Original wrappers, uncut. Himly's autograph signature on title as protection against piracies. Fine copy. Göttingen: Baier, 1820. \$150

FIRST EDITION. "Himly was professor of ophthalmology at Jena and later at Göttingen. He introduced clinical teaching in ophthalmology" (G-M 5857, citing work of 1843).

262. HINTERBERGER, Joseph (1795–1844). *Abhandlung über die Entzündung des Rückenmarkes und Beiträge zur Erforschung der Cholera Morbus*. 8vo. 22 x 15 cm. viii, 257, [5]pp. Original wrappers, uncut, original printed spine label. Light foxing & dampstaining but a very good copy. Linz: Fink, 1831. \$100

FIRST EDITION. Hirsch. Not in Waller or Wellcome.

263. HIPPOCRATES (460–375). *De humoribus purgandis liber et de diaeta acutorum libri tres cum commentariis integris Ludovici DURETI* (1527–86). *Accessit constitutio prima libri secundi epidemion cum eiusdem auctori interpretatione. Petrus Girardetus . . . emendavit . . . iterum recensuit . . . Iustus Godofredus GÜNZ* (1714–51). [Text in Greek & Latin.] 8vo. 18.8 x 11.7 cm. [52], 444, [16]pp. Late 18th or early 19th century pastepaper boards. Foxing but a very good copy. Leipzig: Heirs of Lankisi, 1745. \$200



"Greenlanders" from 271. Jacobsen.

Second edition of these commentaries by the great 16th century interpreter of Hippocrates, Duret. They were first published in 1631. Günz has added his own notes, emendations, etc. Hirsch. BMC XII 266.

264. HISTORIA FOETUS MUSSI PONTANI extra uterum in abdomine . . . cum adiectis variorum . . . virorum commentis. 4to. 19.7 x 15.7 cm. c.400pp. Contemporary parchment, a little rubbed. Foxing but a good copy. Frankfurt: Zubrodt, 1669. \$275

FIRST COLLECTED EDITION? of papers previously published separately c. 1660 on a curious pregnancy. The papers are primarily by Anton DEUSING (1612–66) and Lorenz STRAUSS (1603–87). Results of reports submitted to various physicians (Digby, Patin, Bartholin, etc.) for judgement are included. Hirsch. N.B.G. See Thorndike VII 505–07 & other refs. Waller 4910a.

265. {1} [HOFFMANN, Friedrich (1660–1742).] Gründliches Bedencken und physicalische Anmerckungen von dem tödlichen Dampff der Holtz-Kohlen. . . . 32pp. Halle: Renger, 1716. {2} WAHRHAFFTIGE RELATION . . . mit

einer schändlichen Conjuraton und Beschwerung des Satans. . . . 12pp., adverts. Jena: Gedruckt anfangs mit Wertherischen Schrifften, 1716. {3} Erdman. Friedr. ANDREAE . . . Sogenannter gründlicher Gegensatz auf das . . . gründliche Bedencken und physicalische Anmerckungen von dem tödlichen Dampff der Holtz-Kohlen & c. Mit einer Vorrede und kurtzen Anmerckungen . . . von Johann Heinrich SCHULTZE (1687–1744). 54pp. Halle: Renger, 1716. 3 works in 1 vol., 8vo. 16.4 x 9.8 cm. Late 18th century boards, a little rubbed. Foxing but very good copies. BLUMENBACH's signature on verso of title, 5 lines in his hand on endpaper, & his annotations on 3 leaves. 1716. \$300

{1} FIRST EDITION. Description of carbon-monoxide poisoning from the fumes of burning charcoal, which was Hoffmann's explanation of some curious deaths in Jena on Christmas Eve in 1715. Apparently not everyone was convinced by Hoffmann's version, as is evidenced by the two other pamphlets Blumenbach has had bound with the famous physician/chemist's account. These include the theological interpretation of the deaths as the work of the devil {2}, and a refutation of Hoffmann printed with extensive annotations by a medical student in defense of Hoffmann. Blumenbach has neatly summed up the situation with a quote from Voltaire on the endpaper regarding devils and doctors. Partington II 698. D.S.B. Garrison 314.

266. HOOKE, Robert (1635–1703). Philosophical experiments and observations . . . Published by W[illiam] Derham. 8vo. 19.5 x 12 cm. [8], 391, [8]pp. 4 folding copperplates & text illustrations. 18th century boards. Dampstaining affecting first half of text, and some foxing, but a very good copy. BLUMENBACH's manuscript label on spine, his signature on title, his page references on rear pastedown & occasional notations in text. London: W. & J. Innys, 1726. \$450

FIRST EDITION. Miscellaneous papers by Hooke which Waller did not include in the *Posthumous works* (1705). On a myriad of topics including several in medicine and physiology. Keynes 36. Wellcome III 297.

267. HUMBOLDT, Friedr. Alexander von (1769–1859). Versuche über die gereizte Muskel- und Nervenfaser nebst Vermuthungen über den chemischen Process des Lebens. . . . Vol. 1 only. 8vo. 20.7 x 12.4 cm. [8], 495pp., adverts. 8 folding plates. Contemporary half calf, gilt, a little rubbed. Occasional very light foxing. Fine copy. HERBST's signature on endpaper. Posen: Decker & Berlin: Rottmann, 1797. \$85

FIRST EDITION, vol. 1 only. "Humboldt, like his contemporaries, sought proof of the presupposed "life force" (vis vitalis). He pursued this through galvanic experiments, among them painful personal tests, hoping thereby to throw light on the "chemical process of life." The results of his investigations were published in 1797; of special note was his original attempt to draw analogies between animal and plant life processes (D.S.B.). See G-M 608 (Matteucci & Humboldt, 1843, Matteucci's "rheoscopic frog" effect). Waller 10851. Reynolds 2113. Wellcome III 314. Wheeler Gift 616 (French trans.).

268. IMPERATO, Ferrando (1550–1625). *Historiae naturalis libri XXIIX. Accesserunt nonnullae Johannis Maria Ferro adnotationes.* . . . 4to. 20 x 16 cm. [8], 928, [24]pp. Hundreds of woodcuts in text (some full page). Contemporary half vellum. Occasional light foxing, but a fine copy. BLUMENBACH's signature & date 1777 on title & his annotations on about 10 leaves at end. Leipzig: Philip Saurmann, 1695. \$450

FIRST EDITION IN LATIN (first, 1599) with extensive annotations to the last book. According to Cole I 319–20 this is the first museum catalogue containing plants and animals. It is an extensively annotated catalogue of Imperato's own large collection of minerals, shells, plants, fish, reptiles, etc. Imperato's work served for at least a century as a guide for other collectors of specimens. The author was a Neapolitan pharmacist who founded a botanical garden and maintained correspondence with all the important naturalists of his day. N.B.G. Agassiz III 304. Pritzel 4433. Wood 398 (1599). Wellcome III 328 (1672).

269. INGRASSIA, Giovanni Filippo (c. 1510–80). In *Galenii librum de ossibus . . . commentaria.* . . . Folio. 29.5 x 20.2 cm. [6], 276, [10]pp. Engraved portrait on verso of title & numerous engravings in text (some full-page, including 3 skeletons after VESALIUS). Contemporary vellum, remains of linen ties. A little soiling but a fine copy. Booklabel with BLUMENBACH's signature & his annotations on c. 10 leaves (some several lines long). Armorial bookplate. Palermo: Maringhi, 1603. \$2750

FIRST EDITION. G-M 1541. Because Ingrassia's anatomical studies were published posthumously in 1603, some 50 years after his investigations were completed, his many original discoveries were eclipsed by the works of others who published earlier. Nevertheless, he must be "recognized as having investigated and described the sutures of the skull in minute detail; as having provided a precise description of the sphenoid bone and its sinuses, as well as of the ethmoid; and as having displayed an excellent knowledge of the bony structure of the auditory apparatus" (C.D. O'Malley in D.S.B.). Ingrassia also discovered the third auditory ossicle or stapes, which he named in a 1546 lecture at Naples and described in the above. He drew freely and openly on Vesalius and "building upon the work of Vesalius, Ingrassia also provided an excellent description of the atlas and the atlanto-occipital articulation, and drew attention to the distinguishing differences between the male and female pubic bones. In addition to his work on osteology, he also made note of the existence of some of the blood vessels in the cerebral substance and in the walls of the ventricles that had not been described in the *Fabrica* . . ." (D.S.B.). A book of obvious interest to Blumenbach, this copy has been annotated extensively on several leaves. Cushing, *Bio-bibliography of Vesalius* p. 206, #207 calls for 4 preliminary leaves; Wellcome I 3418 calls for 3, as in our copy. Cushing I 11. Not in Waller, Osler or Reynolds.

270. [IZOUARD, Jean-Claude, known as Delisle de Sales (1741–1816).] *De la philosophie de la nature.* . . . Vols. 1–5 & 7 (*lacks vol. 6*). 8vo. 21.5 x 13.5 cm. 2500pp. Plates. Original wrappers, uncut. Spines of 3 vols. crudely repaired with tape & rest worn, but internally clean & printed on good quality paper. *Sold as is. c. 50 page no. refs.* in BLUMENBACH's hand on endpapers & sheet tipped in. London, 1789. \$150

Fifth edition. The *Philosophie de la nature* went through 7 editions in about 30 years, although its author, Izouard, almost got himself banished because of it around 1775. Blumenbach has noted such topics as fossils, Leibniz's theories, the relation between mathematical ability and environmental influence, "wolf children," plant generation, the "homme-marin" of Benoit de Maillet, eunuchs, and instances of menstruation in men. B.M.C. XX 247 & XIII 131.

271. JACOBSEN, Holger (b. 1650). *Museum regium seu catalogus rerum tam naturalium, quam artificialium, quae in basilica bibliothecae augustissimi Daniae Norvegiaeq; monarchae Christiani Quinti.* . . . Folio. 34.5 x 22 cm. [16], 201, [1]pp. Fronts. & 37 copperplates (2 folding). Numerous engraved head & tailpieces & historiated initials in text. Contemporary calf, gilt spine, rubbed. Fine copy. BLUMENBACH's booklabel with his signature on front pastedown & a few notes in text. Copenhagen: Joachim Schmetgen, 1696. \$750

FIRST EDITION of one of the most lavish of the early museum catalogues, describing the collections of Christian V, King of Denmark and Norway, and featuring a fine Baroque frontispiece and distinctive typography. Objects described and illustrated run the gamut from Egyptian mummies (a subject of particular interest to Blumenbach) to astronomical instruments, unusual reptiles, and Danish antiquities. Of special importance for the extensive text and 19 copperplates depicting early Danish coins and medallions. The author was a physician who studied with Stensen and Redi; he was married to a daughter of Thomas Bartholin. Hirsch. Nissen (zool.) 2081. Cole I 855 (pagination slightly different). Wood 402 (1710 ed.).

272. JÄNSCH, Gottfried Ferdinand. *Unterricht an die schlesischen Landleute.* . . . 8vo. 16.5 x 10 cm. 128pp. Contemporary boards. Occasional light foxing. Very good copy. Small stamp on title. Breslau: Gampert, 1765. \$150

FIRST EDITION. According to the preface, a work of popular medicine along the lines of Tissot's *Avis*, adapted to the peasants of Silesia. Not in Waller or Wellcome.

273. JORDAN, Johann Ludwig (1771–1853). *Disquisitio chemica evictorum regni animalis ac vegetabilis elementorum.* 4to. 23.8 x 19.2 cm. iv, 88pp. Contemporary blue boards, a little rubbed. Foxing. Very good copy. Göttingen: Dieterich, [1799]. \$85

FIRST EDITION. Chemical analysis of substances released from plants and animals. Ferguson I 439–40. Not in Duveen or Neu.

274. JOSEPHI, Wilhelm (1763–1845). *Anatomie der Säugethiere.* Vol. 1 (all published). 8vo. 17.3 x 10 cm. xvi, 380, [4]pp. 5 folding plates on primate osteology. Contemporary half calf, gilt, a little rubbed but a fine copy. Göttingen: Dieterich, 1787. \$150

FIRST EDITION. Deals mostly with primate osteology. Josephi studied with Blumenbach, who provided specimens, etc. for this work. According to Hirsch, vol. 2 was never published; however, supplements to vol. 1 appeared from 1788–92. Ruch, *Bibliographica primatologica* (1941) 19.

275. JUAN, Jorge (1712-74) & ULLOA, Antonio de (1716-95). Reise nach Sud-America, aus dem Spanischen übersetzt. . . . IN: *Allgemeine Historie der Reisen zu Wasser und zu Lande* . . . Neunter Band. 4to. 23.5 x 18.5 cm. [20], 656, [28]pp. Numerous maps & plates (many large folding). Contemporary calf, richly gilt spine, rubbed. Very good copy. Lot ticket from auction of BLUMENBACH's library still attached. Sold as is. Leipzig: Arkstee & Merkus, 1751. \$150

FIRST EDITION IN GERMAN. Narrative of the expedition made to confirm the Newtonian theory of the shape of the earth, on which Juan and Ulloa served as the representatives of Spain. The expedition also made scientific observations on the speed of sound and other aspects of geography, astronomy, physics, geology and biology. The narrative includes historical material on Peru and on its natural history, peoples, etc. For more on the collection of which this forms the 9th vol. see under Schwabe in this catalogue. D.S.B. Sabin 36810. See Cox II 275.

276. JUNCKER, Johann (1679-1759). *Conspectus physiologiae medicae et hygieines in forma tabularum representatus et ad dogmata Stahliania potissimum adornatus*. 4to. 20.5 x 16.2 cm. [8], 534, [54]pp. 18th century boards, a little rubbed but a fine copy. BLUMENBACH's signature on title. Halle: Impensis Orphanotropei, 1735. \$275

FIRST EDITION. Juncker was a leading exponent of Stahlian vitalism. D.S.B. Wellcome III 372.

277. JUNCKER, Joh[ann] Chr. Wilhelm (1761-1800). *Etwas über die Weinbergskrankheit . . . den Nichtärzten zur freundschaftlichen Warnung mitgetheilt*. 8vo. 18.7 x 11.2 cm. 55pp. Original marbled wrappers, uncut. Outermost edge of title with signature cut away but a fine copy. Halle: Hemmerde . . . , 1792. \$150

FIRST EDITION. A critique of folk remedies. Hirsch.

278. KAAU-BOERHAAVE, Abraham (1715-58). *Historia anatomica infantis, cuius pars corporis inferior monstrosa*. 2 vols., 4to. 25 x 19.2 cm. [12], 112; [16], 123pp. 24 folding plates. Contemporary half calf, gilt, rubbed. Some browning but very good copies. BLUMENBACH's signature on pastedown. Göttingen duplicate stamp on verso of titles. St. Petersburg: Academy of Sciences, 1754-57. \$250

FIRST EDITION. A nephew of Hermann Boerhaave, Kaauboeerhaave studied with him at Leiden before going to St. Petersburg as a member of the Russian Academy of Sciences. These anatomical studies of two similar cases of deformity of the lower body are fully illustrated, showing all the stages of the dissection. Hirsch. Wellcome III 376.

279. [KÄMPF, Johann, jr. (1726-87).] *Kurze Abhandlung von den Temperamenten*. 8vo. 18.7 x 11 cm. [8], 190, [1]pp. Contemporary boards, a little rubbed. Very good copy. Approx. 30 lines of notes in BLUMENBACH's hand on endpaper. Schafhausen & Frankfurt, [1760]. \$200

FIRST EDITION, based on a manuscript by Kämpf and published without his full consent, by one of his students. Hirsch.

280. KÄMPF. *Schaden und Misbrauch der Klystiere. Ein Gegenstück zu des Herrn Leibarzt Kämpf's Abhandlung . . . von einem praktischen Arzte*. 8vo. 20.5 x 12 cm. xx, 75pp. Contemporary wrappers. Light foxing. Very good copy. Probably BLUMENBACH's annotations on c. 5 leaves. Leipzig: Jacob [partially effaced], 1789. \$150

FIRST EDITION. Critique of Kämpf's widely practiced method of visceral clysterization, as described in his 1784 treatise. See the scathing summary of Kämpf's quackery in Baas (623-24) under the heading "the doctrine of infarctus." Blumenbach was also among those who criticised Kämpf's method (see Bendyshe 23).

281. KARSTEN, Johann Heinrich. *Ueber die Krätze und deren . . . Heilart durch Baden in schweflichtsauren Dämpfen*. . . . 8vo. 19.5 x 10.1 cm. viii, [2], [9]-112pp. 2 plates (1 extra large folding & hand-colored showing fumigation device). Contemporary turquoise boards, worn. Occasional light foxing. Very good copy. BLUMENBACH's signature on pastedown. Hannover: Helwing, 1818. \$150

FIRST EDITION. On the treatment of scabies by sulfurous acid fumes, based on work by Jean-Chrysanthe Galés (1783-1854; see Hirsch) and the author's own experiments. Not in Waller or Wellcome.

First Sagan Imprint

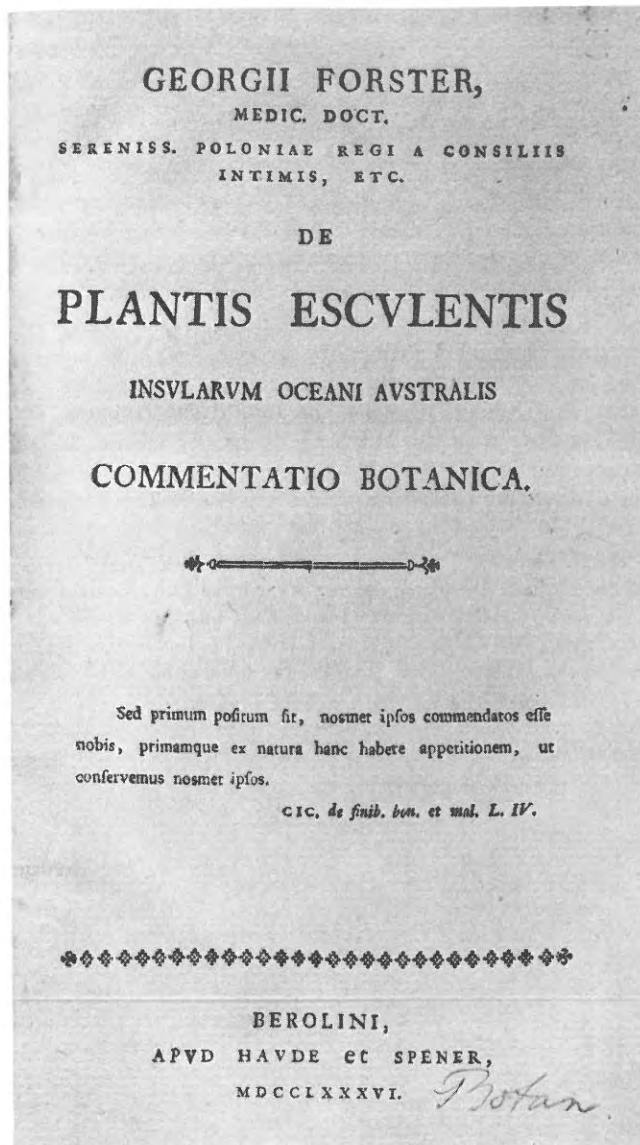
282. KEPLER, Johann (1571-1630). . . . *Ad epistolam . . . Jacobi BARTSCHII (1600-33) . . . responsio: de computatione et editione ephemeridum*. 4to. 17.8 x 14.3 cm. 11pp. Full antique calf. [Sagan, in Silesia]: Typis Saganensibus, 1629. \$450

FIRST EDITION. Kepler settled in Sagan in his last years, and was aided there in preparing annual ephemerides (sequential planetary positions for specified days) by Bartsch, who married Susanna Kepler. The correspondence above relates to their work and gives useful biographical information on the difficulties Kepler was experiencing in Sagan. He had come there, at the invitation of the Napoleon-like military commander, Wallenstein, to provide precise planetary positions for the superstitious general's astrologers, with the understanding that he would have Wallenstein's protection and that a printing press would be set up in Sagan, which had none. This press, set up at Kepler's insistence, was the first in Sagan, and the above was its first production. D.S.B. Brunet IX 1123-24. Caspar 80.

283. KIERNAN, Francis. *The anatomy and physiology of the liver*. OFFPRINT from *Phil. Trans.* 4to. 29.5 x 23.5 cm. [2], 711-70pp. 4 plates. Original wrappers, uncut & unopened. Plates stained, but otherwise fine. London: Richard Taylor, 1833. \$50

FIRST EDITION.

284. KITE, Charles (d. 1811). *Über die Wiederherstellung scheinbar todter Menschen und die Erhaltung der aus verstorbenen Müttern lebendig genommenen Kinder . . . verdeutscht und mit einer Vorrede begleitet vom Dr. Christian Friedrich Michaelis*. 8vo. 21.9 x 14 cm. xxii, 220, [4]pp. 5 folding tables & 3 folding plates of instruments (some extra-large). Original marbled wrappers, uncut. Spine chipped but a



194.

fine copy. BLUMENBACH's signature on title & c. 5 lines in his hand on pastedown. Leipzig: Büschel's Wittwe, 1790. \$200

FIRST EDITION IN GERMAN of a rare work on artificial resuscitation, containing perhaps the earliest account of the use of electrical stimulation of the myocardium. Kite was a founding member of the Humane Society and received the Society's medal for the above in 1788. One of the plates shows an electrical machine remarkably like the modern direct current defibrillators. Lee, "Cardiopulmonary resuscitation in the 18th century," *Bull. hist. med. & all. sci.* XXVII (1972) 428-30. Bonnabeau, "Development of controlled cardiac pacemaking," *Minn. Med.* LII (1969) 871. Hirsch.

285. {1} KNOX, Robert (1641?-1720). Relation ou voyage de l'isle de Ceylan. . . . 2 vols. in 1. [22], 218; [6], 180, [28]pp. 18 plates & 1 map. Amsterdam: Marret, 1693.

{2} DELLON, [Charles or Gabriel] (b. c. 1649). Nouvelle relation d'un voyage fait aux Indes Orientales. . . avec . . . un traité des maladies. . . . [14], 319pp. 5 plates & 1 map. Ibid., 1699. 2 works in 1 vol., 12mo. 14.8 x 8.8 cm. Late 18th century half calf, rubbed. Occasional light foxing. Very good copies. Signatures cut away from titles. Signature of Jo[hann] Sam[uel] de Berger on title of {2}. Booklabel with BLUMENBACH's signature and his notes on 5 leaves including plate in {1}. 1693-99. \$375

{1} According to the D.N.B. the FIRST EDITION IN FRENCH, according to Cox I 277, the second edition in French. The original represents the first account in English of Ceylon. It was published in 1681, probably with the editorial aid of Robert HOOKE, who held Knox's manuscripts and wrote the preface to the above. Knox spent nearly 20 years in Ceylon as a prisoner at large of the native government. See Maritime Museum 430, Bell IV 67 & Wellcome III 406.

{2} Second edition (1st, 1685). Dellon, a physician, travelled extensively in the East Indies until imprisoned by the Inquisition and finally banished. His narrative includes a separate section on tropical diseases, which was also published separately in later years. Dellon also narrates his travels in Madagascar and Brazil en route to and from the Indies. The previous owner of this copy was probably the British royal physician, J. S. von Berger (fl. 1700) cited in Hirsch in the article on his son, J. J. von Berger, who studied at Göttingen. N.B.G. Hirsch. Cox I 281. See Wellcome II 446, Bell IV 81, & Brown (1675-1700) 361 (Engl. trans.).

286. KRAMER, W[ilhelm] (1801-75). Die Homöopathie eine Irrlehre. 8vo. 22 x 11.8 cm. [4], 81, [1]pp. Original printed wrappers, g.e. Upper wrapper a little spotted but a fine copy. Berlin: Nicolai, 1833. \$50

Probably FIRST EDITION. A critique of homeopathy. Although not listed among his works in Hirsch, apparently by the outstanding otologist.

287. KRAUS, Ludw[ig] Aug. (1777-1845). Freiheft für wissenschaftliche Kritik und Antikritik in der Natur- und Heilkunde . . . Jahrgang 1837, Heft I. 8vo. 21.6 x 13 cm. viii, 151, [1]; [c. 100]pp. (last section not regularly paginated). Original printed wrappers, uncut & unopened. Very good copy. Göttingen: Dieterich, 1836. \$50

FIRST EDITION of the first volume of Kraus' short-lived periodical, INSCRIBED TO HERBST on half-title, & with approx. 15-line note from Kraus on inside of front wrapper. Contains c. 100 pp. of additions to Kraus' important *Kritisch-etymologisches medicinisches Lexikon* which he began publishing in 1821 and continued to expand until his death. Kraus was associated with Göttingen both as student and teacher. Hirsch.

288. KREYSIG, Friedrich Ludwig (1770-1839). Neue Darstellung der physiologischen und pathologischen Grundlehren. . . . 2 vols., 8vo. 18 x 11 cm. viii, 248; xii, [2], 236, [2]pp. Contemporary boards, spines a little rubbed, but a fine set. BLUMENBACH's signature on front pastedown in vol. 1. Leipzig: Schaefer, 1798-1800. \$150

FIRST EDITION. Hirsch. Not in Waller or Wellcome.

289. KÜHNAU, Conrad Ioachim. De organis auditui inservientibus. 4to. 19.4 x 15.6 cm. [6], [iii]—viii, 115, [8]pp. Contemporary blue boards, g.e., a little rubbed, but a fine thick-paper copy (except last 4 leaves which are supplementary & on poorer stock & browned). Göttingen: Grape, 1798. \$50

FIRST EDITION of a thesis on the anatomy of the auditory apparatus. Guyot 299.

First European Medical Text

Translated into Japanese

290. {1} KULMUS, Jo[hann] Adam (1689–1745). Tabulae anatomicae. . . . [6], 179, [20]pp. 28 folding copperplates including engraved fronts. (dated 1731). Amsterdam: Jansson-Waesberg, 1732. {2} ALBINUS, Christian Bernhard (1700–52). Specimen antomicum, exhibens novam tenuium hominis intestinorum descriptionem. 57pp. Leiden: Mulhovicus, 1724. {3} DOUGLAS, James (1675–1742). Descriptio comparata musculorum corporis humani et quadrupedis. . . . [16], 210, [1]pp. Ibid., Potuliet, 1729. {4} GAGLIARDI, Domenico (fl. 1689–1720). Anatomie ossium novis inventis illustrata. . . . [16], 109, [3]pp. 4 copperplates engraved by Jan WANDELAAR. Ibid., Mulhovicus, 1723. 4 works in 1 vol., 8vo. 18 x 12 cm. Contemporary vellum over wooden boards, upper edges of boards restored. Fine copies. 15 lines of Blumenbach's autograph notes on fly-leaf & his signature on title of Kulmus. 1723–32. \$1250

{1} FIRST DUTCH EDITION of the first European medical text translated into Japanese—a revolutionary influence on the development of Japanese medicine. Published in Tokyo, 1774, it was called *Kaitai Shinsbo* ("A new book on anatomy"). Fujikawa, *Japanese medicine* (1934) 45–46. Re Kulmus see Choulant/Frank 34. Wellcome III 419.

{2} Second edition. Hirsch. B.M.C. I 333.

{3} FIRST EDITION IN LATIN. Hirsch. Waller 2536. Wellcome II 482 & Cole I 1191 (1707 Engl. original).

{4} Second edition (first, Rome, 1689). "A reprint of part I; part II was never published" (Wellcome III 80).

Blumenbach's notes on the fly-leaf concern bibliographic and biographical details about items {2}, {3} & {4}.

291. KUNDMANN, Jo[hann] Christian (1684–1751). Promptuarium rerum naturalium et artificialium vtratslaviense. 4to. 21 x 17.1 cm. [6], 364, [12]pp. 18th century boards, a little rubbed. Light foxing. Very good copy. BLUMENBACH's signature & date 1775 on verso of title & his annotations on 6 leaves. Breslau (now Wroclaw): Hubert, 1726. \$200

FIRST EDITION. Catalogue based mainly on Kundmann's own collection from the Breslau region (southwestern Poland today). Kundman made contributions to medical statistics, numistics, and natural history. Hirsch. See Waller 5457 & Wellcome III 420 (1737 folio catalogue along similar lines).

292. [LACAZE, Louis de (1703–65).] Idée de l'homme physique et moral, pour servir d'introduction à un traité de médecine. 8vo. 18.5 x 11 cm. viii, 444, [4]pp. Original boards, uncut. Fine copy. Booklabel with BLUMENBACH's

signature & 13 lines of his notes on fly-leaf. Paris: Guérin . . . , 1755. \$200

FIRST EDITION of a work which the N.B.G. claims had a great influence on the development of physiological ideas in France. The author was both "parent et ami" to Bordeu who probably collaborated in writing the above. Blumenbach's notes provide further biographical material. Hirsch. Wellcome III 425.

293. LAHONTAN, [Louis Armand de Lom d'Arce de], Baron (1666–c. 1716). Nouveaux voyages . . . dans l'Amérique septentrionale. . . . 2 vols. in 1, 12mo. (2nd vol. entitled Mémoires de l'Amérique septentrionale ou la suite des voyages. . . .) 15.1 x 9.8 cm. [22], 279; 220, [16]pp. 21 plates & 1 folding map showing the "rivière Longue," etc. (27.5 x 66 cm. in the plate). Contemporary vellum. Foxing but a very good copy. Booklabel with BLUMENBACH's signature & his notes on c. 15 leaves. The Hague: l'Honoré, 1703. \$600

FIRST EDITION, traditional FIRST ISSUE with "angel" device. Lahontan can be considered the first of the great 18th century adventurers whose exciting narratives blended fact with fancy. His *Voyages* went through 13 editions in 14 years; he was lionized by the courts of Europe and became a close friend of the philosopher Leibniz, who



Amstelodami Apud Janssonio-Waesbergios, 1731.

290. First Western medical book translated into Japanese.

propagandized his works. He had considerable influence on 18th century geographical ideas, such as the size of Niagara Falls, but especially the terrain west of the Mississippi. Here Lahontan claimed to have discovered a major river ("rivière Longue" as he called it), and new tribes of Indians, from whom he got an account of the "western sea" or "great salt lake." These items appeared on maps for the next century, the river sometimes being identified as the Minnesota or the Missouri. However, the "rivière Longue" is now considered entirely fanciful, though perhaps having some connection with the Rio Grande known in Spanish accounts and by the Frenchman La Salle, of whom Lahontan knew. Despite the spurious geography, Lahontan's account includes a certain amount of solid natural history information.

The bibliography of this work is no less complex than the issue of the truthfulness of the narrative itself. Our copy bears the "angel" device traditionally associated with the first issue; however it is in 2 vols., without supplement, which some older sources claim belongs with the original edition (see Sabin 38635 ff. & discussion in Bell I 271-273). More recent sources (*Dictionary of Canadian biography*; Adams, *Travelers & travel liars* (1962) 54-62; & Lande 497) argue that the 3-vol. version is later. Even so, there are slight variations in the collations and plate counts for the various copies described, such that we have not been able to determine the exact number of plates and maps required for our copy. Wheat I 61, 202 (citing map in above). Brown I (1700-1771) 11-13. Cox II 88-89.

294. [LA MARTINIÈRE, Pierre de (fl. 1650).] *Nouveau voyage vers le septentrion*. . . . 12mo. 14.5 x 9 cm. [2], 5-321, [12]pp. Fronts. & 17 full-page plates included in pagination. Contemporary boards, new calf spine. Occasional light foxing & light dampstaining in lower margin of a few leaves. Old inscription on title. Very good copy. 23 lines in BLUMENBACH's hand on pastedown. Amsterdam: Roger, 1708. \$250

A later edition of the first account by a Frenchman of the northern regions, including Norway, Lapland, Russia, and Greenland. First published in 1671 by the French surgeon who served on the 1653 Danish arctic expedition, the account went through many editions. The text begins with an interesting discussion on the relation between exploration and commerce, and makes the claim that French explorers discovered the Western Hemisphere 100 years before Columbus. Although the plates are uncolored, the frontispiece has been colored. Blumenbach's annotations on the pastedown are extremely interesting, referring to a variety of topics, including medicine, Buffon and Locke's *Essay concerning human understanding*. N.B.G. Brown III 221-22. Sabin 38716. See Cox 177-78.

295. LANCISI, [Giovanni Maria] (1654-1720). *Lancisus von den verschiedenen plötzlichen Todesarten*. . . . aufs neue bearbeitet von D. Johann Christoph FAHNER (1758-1802). 2 parts in 1 vol., 8vo. 21.7 x 13.2 cm. [4], x, 190; viii, 152pp. Original boards, uncut, spine quite worn. Foxing but a very good copy. Leipzig: Schwickert, 1790-91. \$200

FIRST EDITION IN GERMAN of *De subitaneis mortibus* (1707; G-M 2731), the foundation of cardiac pathology. See Leibowitz, *History of coronary heart disease* (1970) 74-75 & Willius & Dry 76-77. Hirsch.

296. LANGENBECK, Bernh[ard] Rud. Kon. (1810-87). *De retina observationes anatomico-pathologicae*. 4to. 24 x 19 cm. x, [2], 188pp. 4 plates. Original boards. Some foxing but a very good copy. Göttingen: Dieterich, 1836. \$200

FIRST EDITION of Langenbeck's expansion of his doctoral thesis for which he was awarded a Blumenbach travel stipend, enabling him to work in France, England, Holland and Belgium. With horizons greatly expanded, Langenbeck returned to a teaching job at Göttingen, beginning a career in medicine and surgery distinguished for numerous great achievements including important work in military surgery. See G-M 2174, 4326.1, 5517, 5748. Although unsigned, this must certainly be Blumenbach's copy. Leonardo 245-6. Hirsch.

297. LANGENBECK, C[onrad] J. M. (1776-1851). *Nosologie und Therapie der chirurgischen Krankheiten in Verbindung mit der Beschreibung der chirurgischen Operationen*. Vols. 1-3 & 5, pt. 1. *Lacks vol. 4 & 5, pt. 2*. 8vo. 20 x 11.7 cm. c.3000pp. Plates. Vols. 1-3 in contemporary pastepaper boards & vol. 5, pt. 1 in original boards, uncut. Very good set. *Sold as is*. Göttingen: Dieterich, 1822-34. \$100

FIRST EDITION. "Langenbeck is considered the founder of modern surgical anatomy in Germany" (Leonardo), and the above is his major surgical work. The last part of vol. 5 appeared in 1850. Langenbeck invented the process of iridocleisis for the formation of artificial pupil (G-M 5841). He also set up an anatomical theater at Göttingen and established the first surgical and ophthalmological clinics there. Wellcome III 445 & Waller 5579. Zeis 358 (vol. 3 above) & 584 (vol. 4, not present above).

298. LANGENBECK. *Icones anatomicae. Neurologiae. Fascicules I & II (of 3)*. Folio. 69 x 48.5 cm. 43 plates (9 partly hand-colored). 10 explanation leaves for plates in Fascicule II. Original printed wrappers, uncut, portfolio style. Dampstaining. Good set. Göttingen: the author, [1826-c. 1830]. \$200

FIRST EDITION of the first two fascicules of the neurology section of this outstanding anatomical atlas issued in 8 parts between 1826-41. Hirsch. Wellcome III 445 (calling for 23 text leaves in Fascicule I).

299. LANGENBECK. *Handbuch der Anatomie mit Hinweisung auf die Icones anatomicae*. [2nd title]: *Nervenlehre mit Hinweisung auf die Icones neurologicae*. 8vo. 21.8 x 14.3 cm. [4], 181pp. Original boards, uncut. Good copy. *Sold as is*. Göttingen: Dieterich, 1831. \$100

FIRST EDITION. Langenbeck's anatomy manual, which he prepared for use in conjunction with his anatomical atlas. A total of 4 vols. corresponding to the sections of the atlas appeared between 1831-47 (see below). Wellcome III 445.

300. LANGENBECK. *Handbuch der Anatomie mit Hinweisung auf die Icones anatomicae*. [2nd title]: *Gefäßlehre mit Hinweisung auf die Icones angiologicae*. 8vo. 22.5 x 13.8 cm. viii, 280pp. Original boards, uncut. Very good copy. *Sold as is*. Göttingen: Dieterich, 1836. \$100

FIRST EDITION.

301. LANGENBECK. Handbuch der Anatomie mit Hinweisung auf die Icones anatomicae. [2nd title]: Knochen-, Bänder- und Knorpellehre mit Hinweisung auf die Icones osteologicae und syndesmologicae. 8vo. 21.9 x 13 cm. [4], 620pp. Original boards, uncut. Very good copy. *Sold as is.* Göttingen: Dieterich, 1842. \$100
FIRST EDITION.
302. LAUTH, Ernest-Alexandre (1803-37). Nouveau manuel de l'anatomiste. . . . 8vo. 21.6 x 13.4 cm. xvi, 776, [14]pp. 7 plates. Original printed wrappers, uncut. Some soiling & light foxing but a very good copy. Paris: Levraut, 1829. \$85
FIRST EDITION. Hirsch. Wellcome III 457.
303. LAW. Io. SCHILTERI (1632-1705) Institutiones iuris canonici ecclesiae veteris et hodiernae statum accommodatae. 590pp., measuring approximately 16.5 x 9.5 cm., mounted onto blank folio sheets, approx. 34 x 20 cm., & also interleaved, with *full-page manuscript annotations* in a dense but legible contemporary hand, *beginning at p. 123 & continuing to p. 277*, with occasional annotated leaves thereafter to end. Contemporary vellum. Light foxing but fine condition overall. HERBST's signature & date 1833 on pastedown. Frankfurt & Leipzig: Heredes Bircknerianos, 1718. \$150
Sixth edition, heavily annotated in a contemporary hand.
304. LAW. Joannis HERINGII . . . Tractatus singularis de molendinis, eorumque jure . . . nunc additionibus novis . . . opera ac studio Christiani Leonhardi LEUCHTII (1645-1716). . . . Folio. 35 x 20 cm. c.450pp. Contemporary vellum, edge of back cover a little worn. Foxing. Very good copy. *Sold as is.* HERBST's signature on endpaper with date 1833. Cologne: Metternich, 1724. \$200
Revised edition, on laws pertaining to mills.
305. LAW. Joh. Sam. Frid. BOEHMERI (d. 1772) Observationes selectae ad Bened. CARPZOVII (1595-1666) practica novam rerum criminalium imperialem saxoniam. . . . Folio. 36 x 21 cm. c.400pp. Contemporary half calf, rubbed. Lower corner of title restored. Good copy. HERBST's signature & date 1833 on pastedown. Occasional contemporary annotations. *Sold as is.* Frankfurt: Varren, 1759. \$100
FIRST EDITION? (preface dated December, 1757).
306. LAW. Jus georgicum . . . a Gothofredo Christiano LEISERO. Folio. 33 x 21 cm. [10], 905, [27]pp. Handsome engraved title & plates. Contemporary vellum. Occasional foxing. Very good copy. HERBST's signature & date 1833 on endpaper. *Sold as is.* Leipzig & Frankfurt: Heirs of Lankisi, 1713. \$150
Second edition. On laws relating to farms, rural estates, etc. A comparative study of the practices of Rome and feudal and modern Europe.
307. LAW. Practicae novae imperialis saxonicae rerum criminalium . . . Autore Benedicto CARPZOV (1595-1666). 34 x 20.5 cm. c.1500pp. Contemporary vellum, back-strip split & hinges almost gone. Internally very good. HERBST's signature & date 1833 on pastedown. *Sold as is.* Wittenberg: Sumptibus heredum D. Tobiae Meuii . . . , 1684. \$200
Eighth edition, revised.
308. LAWRENCE, W[illiam] (1783-1867). Lectures on physiology, zoology, and the natural history of man. 8vo. 22 x 15 cm. xxiii, [1], 579pp. 12 plates (some folding). Original boards, uncut, rebaked. Fine copy. With numerous page references by BLUMENBACH on rear pastedown & his note on p. 235. HERBST's signature on free endpaper. London: J. Callow, 1819. \$400
INSCRIBED on free endpaper: "To Professor Blumenbach / with the respectful / compliments of the author."
FIRST EDITION. The dedication copy, as the book includes an elaborate dedication to Blumenbach on pp. iii-iv. Lawrence's account of the physical and mental variation of the races of man in the above lectures was so repellent to his contemporaries that his own colleagues repudiated him and he was compelled to withdraw his book from publication. As with Darwin, whom he prefigures in many of his ideas on variation, selection and heredity, Lawrence was ostracized for placing the study of man on a strictly zoological basis. Although he had to withdraw his book within a month after its release, several illicit editions appeared after that time, probably with Lawrence's secret approbation. However, according to C. D. Darlington in *Darwin's place in history*, neither Darwin nor Huxley had read Lawrence in any depth, but "if either of them had done so he would have been able to write a better book" (22; also 19-24). D.S.B. Wellcome III 462 (2nd ed.). Cushing I 93 (3rd ed.). Reynolds 2406. Cole II 204 (9th ed.)
309. LAWRENCE. Lectures on comparative anatomy, physiology, zoology and the natural history of man. . . . 8vo. 22.6 x 14.4 cm. [10], 78; xvi, 568pp. 12 plates (7 folding). Original boards, uncut, original paper spine label, new calf spine. Fine copy. Signature of BLUMENBACH & HERBST on pastedown & Blumenbach's annotations on c. 5 leaves. London: Carlisle, 1823. \$150
Third edition. Although Wellcome III 462 identifies the 1823 edition published by Smith as the 3rd edition, Smith's would appear to be another version, without the addition of the 2 comparative anatomy lectures, which may be published in Carlisle's edition for the first time in combination with the natural history lectures, and which appear with the natural history lectures in subsequent editions. The comparative anatomy lectures appeared first separately in 1816. Besides a general title, there is a separate title for the comparative anatomy and natural history lectures. D.S.B.
310. LAXMANN, Erich. Sibirische Briefe herausgegeben von August Ludwig SCHLOZER (1735-1809). 8vo. 16.2 x 10.2 cm. 104, [4]pp. Contemporary marbled boards, a little rubbed. Very good copy. BLUMENBACH's notes on 3 leaves. Göttingen & Gotha: Dieterich, 1769. \$95

FIRST EDITION. Written by a pastor serving a German community at Barnaul in Siberia and edited by the Göttingen Russian expert, A. L. Schlozer. E.B. (1911). B.M.C. XIV 1032.

311. LECLERC, Daniel (1652–1728). *Histoire de la médecine . . . nouvelle édition . . . augmentée . . . d'un plan pour servir à la continuation de cette histoire depuis la fin du siècle II, jusques au milieu du XVIII*. 4to. 24.3 x 18.8 cm. [18], 820, [20]pp. Engraved title & 9 plates, 1 folding table. Half antique calf. Very good copy. BLUMENBACH's book-label with his signature on endpaper. Amsterdam: Aux dépens de la compagnie, 1723. \$200

The first large history of medicine, first published in 1696. See G-M 6379. The 1723 edition appears to be the first to contain the author's project for a continuation of the history into modern times. LeClerc is still consulted today, and according to G-M, the "later editions are more useful." Wellcome III 470.

312. L'ECLUSE, Charles de (Clusius) (1526–1609). *Curae posteriores . . . Accessit seorsim Everardi Vorstii (1565–1624) . . . Clusii vita & obitu oratio . . .* 4to. 22.5 x 17.3 cm. [8], 134, blank; 39pp. Numerous text woodcuts. Contemporary vellum. Light foxing. Very good copy. Book-label with BLUMENBACH's signature & his annotations on c. 10 leaves. [Leiden]: In officina Plantaniana Raphelengellii, 1611. \$750

FIRST EDITION. l'Ecluse's posthumous papers, with the funeral oration for him delivered by his colleague Vorst. These represent a number of additions to his great *Rariorum plantarum historia* (1601) which records approximately 100 new species, his works on exotic flora, including American, etc. The *Curae* also contains emendations of the earlier texts. D.S.B. Arber, *Herbals* (1953) 84–89; 229–30. Nissen 368 (giving pagination for folio edition published simultaneously with 4to., although describing it as 4to.). Pritzel 1761. Wellcome I 1514. Re Vorst, see Hirsch.

313. LEDYARD, John (1751–89). *Memoirs of the life and travels . . . by Jared SPARKS (1789–1866)*. 8vo. 20.7 x 13.2 cm. xii, 428pp. Original boards, uncut, original printed label, spine repaired. First & last few leaves lightly foxed but a fine copy. BLUMENBACH's signature on verso of half-title, his annotations on at least 20 leaves & his page no. refs. on pastedown. London: Colburn, 1828. \$175


FIRST ENGLISH EDITION, published the same year as the American. Based on Ledyard's correspondence and journals, beginning with his early days at Dartmouth and among the Indians, and including his voyage with Cook (the 3rd voyage which saw the discovery of Hawaii and exploration of the Northwest Pacific to the Bering Sea), his famous Siberian journey and his expedition to Africa, where he died. Jared Sparks was one of the most important historians of the American Revolution; he published George Washington's writings and eventually became president of Harvard. D.A.B. Holmes / Cook 86. Cox II 27. Maritime Museum 598 & Nerhood, *To Russia & return* (1968) 115 (2nd. ed., 1834).

314. LEE, Robert (1793–1877). *Researches on the pathology and treatment of some of the most important diseases of women*. 8vo. 22.5 x 13.8 cm. vi, [2], 220, [2]pp., adverts. 2

double-page plates. Original cloth, original printed label on spine. Staining on front cover & occasional foxing but a very good copy. London: Highley, 1833. \$125

FIRST EDITION, INSCRIBED BY THE AUTHOR TO HERBST on verso of title. Includes 100 case reports in tabular form of uterine inflammation in puerperal women. D.N.B. Wellcome III 474.

315. LEGUAT, François (i.e. MISSON, François-Maximilien d. 1722). *Voyage et aventures . . . en deux isles désertes des Indes Orientales*. 2 vols. in 1, 12mo. 18.5 x 10.8 cm. [12], 164; [2], 180, [34] pp. Fronts. in each vol., 29 plates & 3 maps (some folding). Half antique calf, uncut. Light foxing. Very good copy. BLUMENBACH's signature on verso of title of vol. 1 & his notes on endpaper & 6 leaves. London: Mortier, 1708. \$300



Fictional bird from 315. Leguat.

FIRST EDITION. A fascinating instance of fictional travels masquerading as fact for 200 years, this account contained borrowed and made-up descriptions of birds that interested ornithologists even after the fiction was revealed in a 1922 study. The work was also considered the major source for the early history of the island of Rodriguez (Indian Ocean) for many years. Actually the *Voyage* is a satirical compilation from many travellers' accounts, written by a French Protestant refugee living in England, who was often embroiled in literary and religious disputes on account of his anti-Catholic writings. Defoe, who began writing fictional travels in 1719 with Robinson Crusoe, drew on "Leguat's" voyage for episodes in his own books, and the work has been viewed as a Robinson Crusoe precursor. Adams, *Travelers & travel liars* (1962) 100-04 (giving date as 1707; however no other source shows this). N.B.G. Cox I 284. Bell IV 86 (Eng. trans.). Wellcome III 481 (later ed.).

316. LEONHARDT, Joh. Hein. Handbuch der pharmazeutischen Chemie . . . mit einer Vorrede von Dr. Aug. DU MENIL. 8vo. 10.2 x 11.5 cm. xviii, 283pp., adverts. Contemporary pastepaper boards, slightly rubbed, but a fine copy. Annotations on at least 75 leaves, many c. 5 lines long, some possibly in HERBST's hand, others possibly in BLUMENBACH's. Hannover: Hahn, 1825. \$95

FIRST EDITION? B.M.C. XV 76.

317. LEUCKART, R[udolf] (1822-98) & BERGMANN, C[arl] (1814-65) Anatomisch-physiologische Uebersicht des Thierreichs. 8vo. 23.5 x 15 cm. [2], xii, 690, [2]pp. Numerous text illustrations. Contemporary pastepaper boards, a little rubbed. Light foxing on first & last few leaves, but a fine copy. Stuttgart: Muller, 1852. \$150

FIRST EDITION. Leuckart's second zoology book, under co-authorship with Bergmann, and an important stage in his pioneering work on parasites (see G-M 2453, 5343-44). The physiological approach which Leuckart took at this point enabled him ultimately to discover the developmental process of many parasites. Leuckart's classification system, begun in 1848 and continued in the above, marked a new period of scientific zoology—the beginning of animal systematics based on subtle morphological investigation. D.S.B. Cole II 25. Hirsch.

318. LEVELING, Heinrich Palmaz (1742-98). Observationes anatomicae rariores . . . Fasciculus Primus (all published). 4to. 22.2 x 17.2 cm. [8], 162pp. 6 plates (some folding). Contemporary boards, spine worn. Occasional foxing. Very good copy. BLUMENBACH's signature on paste-down. Ingolstadt: Haberberger, 1786. \$175

FIRST COLLECTED EDITION, by the distinguished anatomist who prepared the last edition of Vesalius using the original wood-blocks before the modern Bremer Press edition. There are 3 works in the collection, all previously published: "De Eustachii & foramine ovali," "De utero bicorni . . .," and "De fractura, fissuris, contra-fissuris cranii. . . ." Hirsch. Wellcome III 508 (1787 issue).

319. LIBERTINISM. [BEVERLAND, Adriaan (1653-1712).] {1} Look about: destroyers and poisoners are with you, and cutthroats behind you. 8pp. c. 1710. {2} Although my innocency is shelter'd with a bulwark of vertues. . . . 6pp.

Lower third of title torn away. [London, 1709.] {3} [WILMOT, John, 2nd] Earl of Rochester (1647-80) & [DILLON, Wentworth, 4th] Earl of Roscommon (1637-85). The works. . . . [48]pp. London: Booksellers of London & Westminster, 1709. 3 works in 1 vol., 8vo. 20.7 x 12.8 cm. 18th century boards, uncut. Very good copies. 11 lines in BLUMENBACH's hand on endpaper & his notes on 2 leaves. 1709-10. \$125

Later edition of {1} with probably FIRST EDITION of {2}. The first pamphlet is a series of letters, supposedly between Beverland and another party, but the whole correspondence is by Beverland. The second is a collection of testimonials in his behalf. A Dutch scholar, Beverland was kicked out of various universities in Holland for his licentious writings. He fled to England, where he "renounced" his ways, but apparently had reason to continue to defend himself. B.M.C. II 1213-14. N.B.G.

{3} Third edition of this collection, but only a fragment present here, being biographical material on the libertine Earl of Rochester and some of his poems. Apparently new poems were added to the collection in each subsequent edition, and the above may contain some first printings of this minor poet, although major scoundrel at the court of Charles II. D.N.B.

320. LIEBKNECHT, Jo[hann] Georg (1679-1749). Has-siae subterraneae specimen clarissima testimonia diluvii universalis . . . occasione arboris in mineram ferri mutatae . . . cui accedit . . . GEILFUSII rariss. de terra sigillata Laubacensis tractatio Latinitate recens donata [& LIEBKNECHT] De serratis et bigatis numis dissertatio epistolica. 4to. 19.4 x 15.1 cm. [22], 490, [22]pp. 15 plates showing fossil shells, plants, fish along with pottery, coins, etc. 1 map of region (Hesse) of findings. 18th century half vellum. Occasional foxing. Very good copy. BLUMENBACH's signature on verso of title, spine label in his hand & his page refs. on endpaper. Giessen & Frankfurt: Lamers, 1730. \$200

FIRST EDITION. On geological, paleontological, etc., evidence for the Biblical flood. The author was primarily a mathematician and according to the N.B.G. esteemed by Leibniz, with whom he corresponded. He also taught theology at Giessen. N.B.G. shows 1729 as the date of the above title; however B.M.C. XV 317 gives 1730 as above. B.M.C. also shows a work with slightly different title but clearly similar in subject and organization published by Liebknecht in 1714. The author of the work on *terra sigillata* (clay pastils stamped with designs alluding to their special places of origin and used both as internal & external remedies since classical times) is identified as Johann Geilfus, *medicus*, in the preface. The clay discussed possibly comes from a region in Prussia (Laubacens=Lauban in Prussia).

321. LIEUTAUD, [Joseph] (1703-80). Essais anatomiques. . . . 8vo. 19.5 x 11.8 cm. xxi, [3], 724, [16]pp. 6 folding plates. Contemporary calf, richly gilt spine, rubbed. Light foxing. Very good copy. Signature of Frédéric Auguste (Friedrich August) Klose (1795-1850) on fly-leaf. Paris: Huart, 1742. \$600

FIRST EDITION. G-M 396. "Lieutaud rectified many anatomical errors, described carefully the structure and relations of the heart and its cavities, and added to the contemporary knowledge concerning the bladder. The trigonum vesicae is named 'Lieutaud's trigone' "

(G-M). His *Essais anatomiques* were widely read for 30 years; he deals with both normal and pathological anatomy, and gives meticulous instructions for dissection. Surgical anatomy begins properly with his writings, and his method of correlating symptoms recorded during the life of a patient with physical lesions found after death did much to advance the pathological anatomy and anatomico-clinical concept of disease in France. (He performed some 1200 post-mortems.) Lieutaud also maintained an outstanding library, which now constitutes the bulk of the medical collection of the municipal library at Versailles, where he served as court physician. Garrison 332. D.S.B. Re F. A. Klose, a Göttingen figure and previous owner of this copy, see Hirsch. Waller 5815. Wellcome III 516.

322. LIEUTAUD. *Essais anatomiques*. . . . 8vo. 19.3 x 11.6 cm. [4], xxii, [2], 730, xxvipp. 6 folding plates. Contemporary mottled calf, richly gilt spine. Occasional light foxing. Very good copy. BLUMENBACH's signature in French with date 1770 & approx. 20 lines of his notes on fly-leaf, approx. 5 leaves in text with his annotations. Paris: d'Houry . . . , 1766. \$250

Second edition. See G-M 396. Wellcome III 516.

323. LINDEN, Johannes Antonides van der (1609-64). *Lindenus renovatus sive . . . de scriptis medicis libri duo . . . noviter . . . a Georg Abrah. MERCKLIN (1644-1702)*. 4to. 19.8 x 16.3 cm. [22], 1097, [59]pp. *Lacks part II, "Cynosura medica" (approx. 170pp.)*. Fronts. Contemporary vellum, head of spine restored & hinges repaired. Occasional light foxing but a fine copy. Booklabel with BLUMENBACH's signature. Annotations & underlining, possibly in BLUMENBACH's hand, on at least 50 leaves. Nuremberg: Endter, 1686. \$450

FIRST EDITION of Mercklin's considerably expanded version of van der Linden's bibliography of medicine. See G-M 6744. First published in 1637, van der Linden's was the most complete medical bibliography of its time. It was also the most modern of early medical bibliographies, both in its contents and arrangement and typography. Mercklin supplied corrections, biographical material on authors, and additions which included the innovative listing of articles from the publications of learned societies. Brodman, *Development of medical bibliography* (1954) 29-33 & no. 14. Fulton, *Great medical bibliographers* (1951) 35-36. Waller 18743. Wellcome III 521. Osler 7165.

324. LINNAEUS, Carl (1707-78). *Oratio de necessitate peregrinationum intra patriam. Eiusque elenchus animalium per Sueciam observatorum. Accedunt Johannis Browallii examen epicriseos Siegesbeckianae in systema plantarum sexuale. Et Johannis Gesneri dissertationes de partium vegetationis et fructificationis structura*. . . . 8vo. 19.5 x 13 cm. [2], 94, 108pp. Contemporary pastepaper boards, spine repaired. Title page browned & occasional light foxing, but a very good copy with BLUMENBACH's signature on verso of title. Leiden: Cornelius Haak, 1743. \$200

Second edition (first, 1741) with addition of several other tracts. This was Linnaeus' inaugural lecture on assuming his professorship in Uppsala. His theme was the importance of travelling through one's own country, and the economic benefits that could accrue to the country from such travels. As examples he cited the value of his own

explorations of Lapland, Dalecarlia, and the two Baltic islands. Blunt, *Complete naturalist* (1971) 149. [Soulsby], *Catalogue of works of Linnaeus* 1355 & 630.

325. LINNAEUS. *Systema vegetabilium*. . . . 8vo. 22 x 13 cm. xvi, 1026, [20]pp. Contemporary marbled boards, uncut. Binding rubbed, but otherwise a fine copy. Some notations, possibly in BLUMENBACH's hand. Göttingen: Dieterich, 1797. \$150

Fifteenth edition. First published separately as the 13th edition in 1774, this is a new edition of the botanical portion (vol. 2) of the *Systema naturae*. Soulsby 603.

326. LOBSTEIN, Jean Frédéric (1777-1835). *Recherches et observations anatomico-physiologiques sur la position des testicules dans le bas-ventre du fœtus et leur descente dans le scrotum*. 8vo. 22 x 14 cm. [6], 50pp. Original wrappers, uncut. Some foxing, but a fine copy. Strasbourg: Louis Eck, An IX (1801). \$100

INSCRIBED on upper cover: "A Monsieur Blumenbach / Célèbre Professeur de Médecine à Goettingen / de la part de l'auteur."

FIRST EDITION. See G-M 1317, 2288, 2901, & 4318.

327. LOBSTEIN. *Compte rendu à la Faculté de Médecine de Strasbourg sur l'état actuel de son muséum anatomique, suivi du catalogue des objets qu'il renferme*. 8vo. 22 x 14 cm. 144pp. Original wrappers, uncut. Spine worn. Some foxing but a very good copy. Strasbourg: F. G. Levrault, 1820. \$100

FIRST EDITION. Includes a catalogue of the anatomical museum at Strasbourg.

328. LONDON MEDICAL, SURGICAL & PHARMACEUTICAL REPOSITORY. Vol. 1, nos 1-6. 8vo. 22.3 x 13.3 cm. 540pp. 1 plate, 1 hand-colored map & 6 folding tables containing monthly registers of diseases of London. Original boards, uncut. Upper hinge weak & occasional foxing, but a very good copy. London, January-June, 1814. \$50

FIRST EDITION.

329. LOTZE, Rudolph Hermann (1817-81). *Allgemeine Pathologie und Therapie als mechanische Naturwissenschaften*. 8vo. 22.8 x 14 cm. viii, 594pp. Buckram, original wrappers bound in, uncut. Some soiling on title & occasional foxing but a very good copy. Leipzig: Weidmann, 1848. \$150

Second edition, INSCRIBED FROM THE AUTHOR TO HERBST on front wrapper. Trained in philosophy, Lotze contributed significantly to the defeat of the idea of *Lebenskraft* in his medical writings. He was associated with Göttingen for nearly 40 years, where he came at the recommendation of Wagner, Blumenbach's successor. D.S.B. Hirsch.

330. LOTZE. Allgemeine Physiologie des koerperlichen Lebens. 8vo. 23 x 14 cm. viii, 636pp. Buckram, original wrappers bound in, uncut & partly unopened. Dampstaining in lower margin of first leaves & foxing. Good copy. HERBST's signature on front wrapper. Leipzig: Weidmann, 1851.

\$150

FIRST EDITION. During the 1840's Lotze developed in a series of brief essays his ideas on the limits of mechanism in the understanding of living things, stressing the role of consciousness, unity of experience, and freedom. He began to explore these ideas more fully in the above and in the *Medizinische Psychologie* published the next year (G-M 4970), doing pioneer investigation into the unconscious and subconscious states. D.S.B.

331. LOWER, Richard (1631-91). Tractatus de corde. 8vo. 15.2 x 9.3 cm. [16], 232pp. 7 folding plates. Contemporary vellum. Foxing but a very good copy. Booklabel with signature of BLUMENBACH & HERBST & Blumenbach's annotations on approx. 5 leaves. Amsterdam: Elzevir, 1669.

\$675

FIRST ELZEVIR EDITION (the second edition chronologically), published a few months after the work first appeared in London, with the plates re-engraved and superior to those in the London edition. See G-M 761. The first important study of the heart after Harvey. "In the third chapter of *De Corde*, Lower proved beyond any doubt that the function of the pulmonary circulation is the arterialization of the venous blood" (Fishman & Richards, *Circulation of the blood* [1964] 33-34; also 35-37). Lower also demonstrated the scroll-like structure of the cardiac muscle and anastomoses between coronary arteries by experimentally injecting one artery from another. He observed the tamponade effect of pericardial effusion and discussed the limiting effect of pericardial adhesions on the movements of the heart. *De corde* also reviews the controversial history of blood transfusion and presents Lower's principle results (see G-M 2012 & 2014). Willius & Dry 61-62. D.S.B. Fulton, *Bibliography of two Oxford physiologists* (1935)6. Waller 6047. Wellcome III 552. Reynolds 2514 (1671 Elzevir ed.). Osler 3277.

332. LUC, J[ean] A[ndré] de (1727-1817). Lettres physiques et morales sur les montagnes et sur l'histoire de la terre et de l'homme. . . . 8vo. 22.4 x 13 cm. xxviii, 226pp. Contemporary boards, uncut, rubbed. Lower margin of title cut away. Very good copy. Pencil annotations in BLUMENBACH's hand on rear pastedown. The Hague: De Tune, 1778. \$175

FIRST EDITION, consisting of de Luc's letters to Queen Charlotte of Great Britain, to whom he was reader, and containing in the preface the first suggestion of the term "geology" for earth science. The letters narrate a 1774 tour in Switzerland with Queen Charlotte's lady-in-waiting, and were reprinted as a preface to de Luc's 5-volume geology treatise published under the same title the following year. De Luc was held in high esteem by his contemporaries (Cuvier especially with whom he shared the interest of establishing a conclusive Mosaic geology), and was influential, although in opposition, on Hutton and Playfair in later years. He was also an honorary professor of geology at Göttingen and addressed a series of letters on the physical history of the earth to Blumenbach (c. 1795 and published as a book in 1831). Geike, *Founders of geology* (1962) 186. Zittel, *History of geology & palaeontology* (1962) 76-77. D.S.B. Glass, et al., eds, *Forerunners of Darwin* (1959) 252-53.

DOMINICI COTUNNII

PHIL. ET MED. DOCT.

DE

AQUÆDUCTIBUS

AURIS HUMANÆ

I N T E R N Æ

ANATOMICA DISSERTATIO.



N E A P O L I

EX TYPOGRAPHIA SIMONIANA

C1910CCLXI.

AUCTORITATE PUBLICA.

S26.

333. LUC. Physisch-moralische Briefe über die Berge, und die Geschichte der Erde und des Menschen . . . Aus dem Französischen übersetzt von H. M. Marcard. 8vo. 22.4 x 12.5 cm. xxviii, 258pp. Original wrappers, uncut. Small tape repair to spine & occasional light foxing. Very good copy. Old inscription on title. BLUMENBACH's signature on verso of title & his note on 1 leaf. Leipzig: Weidmann, 1778. \$175

FIRST EDITION IN GERMAN, published the same year as the French original.

334. LUCAE, Samuel Christian (1787-1821). Quaedam observationes anatomicae circa nervos arterias adeuntes et comitantes . . . annexae sunt annotationes circa telam cellulosa. 4to. 21.4 x 18.1 cm. 55pp. 2 plates. Original boards, uncut. A little light foxing but a fine copy. Frankfurt: Broenner, 1810. \$85

FIRST EDITION, INSCRIBED BY THE AUTHOR TO BLUMENBACH. Hirsch. Wellcome III 554.

335. LUDWIG, Carl (1816–95). Lehrbuch der Physiologie des Menschen. Vol. 1 only. 8vo. 22 x 13.5 cm. [6], 458, [2]pp. Text illustrations. Contemporary pastepaper boards. Very good copy. Heidelberg: C. F. Winter, 1852. \$50

FIRST EDITION, vol. 1 only (second vol. was published in 1856). Hirsch.

336. LUDWIG, Christian Gottlieb (1709–73). Anleitung zur rechtlichen Arzneykunde nach der zwoten vermehrten Ausgabe des Herrn. D. Ernest Gottlob BOSENS (1723–88) übersetzt. 8vo. 19.7 x 11.8 cm. [8], 192, [12]pp. Contemporary boards, a little stained but a fine copy. Small stamp on title. Leipzig: Gleditsch, 1779. \$85

Probably FIRST EDITION IN GERMAN. See Hirsch.

337. LUILLIER [-LAGAUDIER]. Nouveau voyage aux grandes Indes . . . avec un traité des maladies particulières aux pays orientaux & dans la route, & de leurs remèdes, par Mr. D[ELLON, Charles or Gabriel (b. c. 1649)]. . . . 8vo. 15.4 x 9.5 cm. [6], 236, [20]pp. Fronts. Contemporary calf, richly gilt spine, rubbed. Very good copy. Rotterdam: Hofhout, 1726. \$200

Second edition. Contains a later edition of Dellon's work on tropical medicine (see under Knox in this catalogue). Little seems to be known about Luillier, although his work went through several editions. He was a member of a powerful and distinguished family, and traveled on their behalf. N.B.G. Bell III 96 (1st ed., 1706) & 140 (1742 ed.). Cox I 286 (Engl. trans.).

338. LYSER, Michael (1626–59). Culter anatomicus. Hoc est methodus brevis facilis ac perspicua artificiosè et compendiosè humana incidendi cadavera . . . Secunda hac editio. Observationibus nonnullis variorum aucta cum praefatione Th. BARTHOLINI (1616–80). 8vo. 14. 5 x 9 cm. [32], 300 (misprinted 100)pp. Numerous text woodcuts (some full-page). Contemporary vellum, upper edge slightly worn. Small burnhole repaired on M₈ with loss of a few letters, but a fine copy. BLUMENBACH's signature dated 1775 & 13 lines of his notes on front pastedown, 14 lines of his autograph index on blank following text. Copenhagen: Peter Haubold, 1665. \$300

Second edition, with a new preface (14pp.) by Thomas Bartholin, whom Lyser served as assistant in dissection. Lyser has often been credited with making the actual discoveries described by Bartholin in his *Vasa lymphatica* (1653; G-M 1097). His dissection techniques were highly valued even in Blumenbach's day. Blumenbach obtained this copy at the age of 23, the year he took his M.D. Hirsch. Wellcome II 565. Osler 3290. Cushing L 396. Waller 6102 (1st ed.).

339. MAGAZIN FÜR ALLGEMEINE NATUR-UND THIER-GESCHICHTE herausgegeben von C.F.A. Müller D. Erstes bis viertes Stuck [also contains without title parts 5 & 6, thus constituting the total run]. 8vo. 17.5 x 10 cm. [14], 594 (misprinted 546)pp. 4 plates (numbered 1, 2, 4 & 5). Contemporary marbled boards. Occasional foxing. Very good copy. Göttingen & Leipzig: Brose, 1790–[96]. \$75

FIRST EDITION. Contains on pp. 305–11 an unsigned article on Blumenbach's concept of "Bildungstrieb." B.M.C. (N.H.) III 1219 (calling for portrait not present in above).

340. MAGENDIE, F[rançois] (1738–1855). Précis élémentaire de physiologie. 2 vols., 8vo. 20 x 12.2 cm. xii, 384; [4], 603pp. 5 tables (numbered 1–4, some folding) & 2 lithographed plates. Contemporary pastepaper boards, a little rubbed. Light dampstain in edge of upper margin of vol. 1, but a fine set. Paris: Méquignon-Marvis, 1825. \$100

Second edition. Just as Magendie's lecture courses featuring experimentation with live animals signaled the beginning of the "new physiology," so the *Précis* created a new type of physiology textbook in which doctrine gave way to simple precise descriptions of experimental facts. Vol. 2 contains Magendie's classic demonstration of the importance of nitrogenous food, or protein, in the food supply of mammals. In the course of his experiments on dogs fed nonnitrogenous substances, Magendie also induced the first experimental case of an avitaminosis (specifically, lack of vitamin A). D.S.B. Olmsted, *Francois Magendie* (1944) 66–69. Waller 6135.

341. MAGNUS, Olaus (Olaf Mansson) (c. 1490–1560). Beschreibung allerley gelegenhyte Sitten . . . der mitnächtigen Völcker . . . ins Teutsch bracht durch Israellem Achatium. 8vo. 16 x 9.5 cm. [6], cccxxxvii, [9]ff. Title in red & black. Numerous small woodcuts. Contemporary blind-stamped pigskin over oak boards, remains of original metal clasps. Rubbed, skillfully rebaked & restored. 18th century front endpaper, back free endpaper renewed. Dampstaining in inner margin. Very good copy. BLUMENBACH's signature on verso of title & his notation on rear pastedown. Contemporary signatures on title & occasional contemporary annotations. Strassburg: Rihel, [1567]. \$900

FIRST EDITION IN GERMAN of the most influential early work on Scandinavia. Magnus, inspired both by patriotism and humanist historiography, gave a full account of the customs, manners, occupations, weapons, legends, history, and flora and fauna of his native Sweden and neighboring regions. Although his work contains many credulous and curious tales, it is still a valuable, and charmingly illustrated, source on 16th century life and Scandinavian folk-lore. E.B. See Cox I 177.

342. MAITRE-JAN, Antoine (1650–1730). Observations sur la formation du poulet. 12mo. 16. 7 x 9 cm. xii, 326, [2]pp. 10 folding plates. Contemporary calf, richly gilt spine. Lower margin of title cut away. Occasional light foxing. Very good copy. Booklabel with BLUMENBACH's signature & his notations on approx. 10 leaves. Paris: d'Houry, 1722. \$250

FIRST EDITION. "An admirable treatise, illustrated with many drawings which, though not very beautiful, were as accurate as could be expected at the time. Perhaps its most remarkable characteristic is its almost complete freedom from all theory . . . [Maitre-Jan] gives the right explanation of Malpighi's error, affirming that the hot Italian summer was responsible for some development in Malpighi's eggs before Malpighi examined them. Although Maitre-Jan's book must have been accessible both to Buffon and Haller, they perpetuated Malpighi's mistake till nearly the end of the century.

"In technique, Maitre-Jan was pre-eminent. He was the first embryologist to make practical use of Boyle's suggestion regarding

'distilled spirits of vinegar' for hardening the embryo so that it could be better dissected" (Needham 185; also other refs. & reproducing plate). Maitre-Jan is also known as the "Father of French ophthalmology" (see G-M 5824). Cole I 1232.

343. MAJER, Friedrich. *Brahma oder die Religion der Indier als Brahmaismus*. 8vo. 16.7 x 10.2 cm. xiv, [2], 240pp. Contemporary boards, gilt label. Back cover stained. Very good copy. BLUMENBACH's note on endpaper. Leipzig: Reclam, 1818. \$50

FIRST EDITION. BMC XVI 619.

344. MALLINKROTT, Jo[hann] F. T. *De temperamento, quod medicorum est*. 8vo. 19 x 11 cm. xii, 130 (misprinted 30), [2]pp. Original wrappers, uncut. Fine copy. Blumenbach's manuscript label on spine. Marburg: Literis novae typograph. academ., [1789]. \$75

FIRST EDITION. The author's M.D. thesis.

345. MALPIGHI, Marcello (1628-94). {1} *Opera omnia*. 2 vols. in 1. c. 400pp. (sections separately paginated). Fronts. & 123 plates (the last 7 are mounted on 4 separate leaves). *Without title for vol. 2 & part title "Epistolae anatomicae."* Part title "Anatomes plantarum, pars altera" misbound. London: Scott & Wells, 1686. {2} *Opera posthuma . . . quibus praefixa est ejusdem vita a seipso scripta*. [2], 110, 187pp., adverts. Portrait & 19 plates. *Fronts. in photostat*. London: A. & J. Churchill, 1697. {3} *De structura glandularum conglobatarum . . . epistola . . .* [2], 10pp. London: Chiswell, 1697. 3 works in 1 vol., folio. 36.3 x 22.5 cm. Contemporary calf, skillfully rebaked. Very good copies. Signature of BLUMENBACH & HERBST on title & Blumenbach's notes on c. 15 leaves. Signature of G. F. Spangenberg with date 1711 on title partially effaced. 1686-97. \$750

{1} & {2} FIRST EDITIONS. G-M 66 & G-M 4299 (citing later ed. of {2}). Although {3} has a separate title page it really is part of the *Opera posthuma* and appears incorporated with it in subsequent editions. The *Opera omnia* is a very elegant book containing the text of Malpighi's classic monographs on the discovery of the capillaries, the development of the chick, the anatomy of the silkworm (the first monograph on an invertebrate), and the anatomy of plants. These are accompanied by over 100 fine plates. The *Opera posthuma* is cited by G-M for the first description of leontiasis ossea. It also contains Malpighi's autobiography. Before coming into Blumenbach's possession this copy probably belonged to the Spangenberg family, of whom several practiced and taught medicine at Göttingen in the mid-18th century and after.

There was more than one issue of the *Opera omnia* and the text is found bound in more than one order which may account for the leaves not present in the above. Frati 2 cites a copy with title for vol. 1 dated 1687 & that for vol. 2 dated 1686. Waller 6201a & Osler 986 (1686). Wing M 342. For {2}: Osler 987. Frati 4. Waller 6203 (later ed.). Wing M 353. Cole I 707 (all 3 titles). Singer, *History of biology* 152-57.

346. MAMMOTH. {1} *Beschreibung des unicornu fossilis . . . welches in der Herzschaft Tonna gefunden worden. Verfertigt von dem Collegio Medico in Gotha*. [8]pp. Gotha:

Reyher, [1696]. {2} SCARAMUCCI, Giambattista (fl. 1690). *De sceleto elephantino a celeberrimo Wilhelmo Ernesto TENTZELIO (1659-1707)*. . . . [28]pp. Urbino: Leonardo, 1697. 2 works in 1 vol., 8vo. 19.1 x 15.5 cm. Full antique calf. Very good copies. *Approx. 85 lines* in BLUMENBACH's hand on both sides of original free endpaper & on 1 leaf in {2}. 1696-97. \$200

{1} FIRST EDITION. The official pronouncement on the finding of a mammoth at Tonna near Gotha in Germany. The nearly complete remains were examined by the antiquary/historian Wilhelm Tentzel, who contended they belonged to a formerly living animal resembling an elephant. However, the Medical College at Gotha overruled Tentzel, calling the find a "fossil unicorn." According to Ley 209, the "mammoth of Tonna" was one of the first to be recognized for what it was.

Blumenbach has made extensive notes on this find and its bibliography (about 85 lines in his hand). He had personally examined the site where the mammoth had been found and made a collection of elephant, tortoise and rhinoceros specimens from it. According to Zittel 134 Blumenbach was the first to distinguish the mammoth from the two existing species, giving it the name *Elephas primigenius*. Bendyshe 286.

{2} FIRST EDITION. On Tentzel's mammoth. Not listed with the author's other works in Hirsch. BMC XXII 758.

347. MANNINGHAM, Richard (1690-1759). *Artis obstetricariae compendium . . . et duabus disquisitionibus . . . de situ uteri gravidi foetusque a sede placentae in utero . . . altera vero praestantiam et usum forcipis anglicanae . . . autore D. Philippo Adolpho BOEHMERO (1717-89)*. 4to. 21 x 17.5 cm. [16], 178pp. 2 plates (1 folding). 18th century boards, worn. Occasional light foxing but a fine copy. BLUMENBACH's note on endpaper. Contemporary signature on verso of title. Halle: Luderwald, 1746. \$175

Best edition. First published in 1739 as a short series of tables and aphorisms, the work was considerably expanded by the German obstetrician Boehmer, who also provided illustrations, including that of an interlocking forceps. Cutter & Viets 59 attribute this forceps to the Gregoires, French father and son obstetricians, but Boehmer's discussion centers on the Englishman, Chapman.

Manningham's *Compendium* was a popular teaching manual. He was easily the most famous English practitioner of his day. He established the first charity ward for lying-in patients in Great Britain and exposed "the rabbit woman," Mary Toft, who aroused great public interest on her claim to have been delivered of a litter of rabbits. Cutter & Viets 15-16 & 180-81, reproducing title of above edition. Hirsch. Waller 6222.


348. MARCARD, Heinrich Matthias (1747-1817). *Versuch einer Beantwortung der Aufgabe: Welche besondere Krankheiten und Fehler der Feuchtigkeiten und Säfte . . .* 8vo. 22.8 x 14.3 cm. vi, 96pp. Original wrappers, uncut. Occasional light foxing. Very good copy. BLUMENBACH's signature on paste down & his annotations on c. 30 leaves. Utrecht: Wild & Altheer, 1810. \$75

FIRST EDITION. An essay on bodily fluids, awarded a prize by the Utrecht Society of Arts and Sciences, and extensively annotated by Blumenbach. Not listed with Marcard's other works in Hirsch or B.M.C.

349. MAREES, Christian Wilh. Heinrich von. De animi perturbationum in corpus potentia. 4to. 22.6 x 18.6 cm. [4], 54pp., interleaved. Contemporary boards, a little worn. Occasional light foxing but a fine copy. Extensively annotated, with nearly 100 lines in BLUMENBACH's hand on endpaper & interleaves. Göttingen: Dieterich, [1775]. \$450

FIRST EDITION. A dissertation "on the effect on the body of disturbances of the mind," with extensive annotations by Blumenbach. His notes, consisting of nearly 100 lines in French, German and Latin, reflect a wide range of reference, including insomnia, lycanthropy, the tarantella, nervous diseases, the "affect of the pregnant woman's imagination on the foetus," and the story of the "mewing nuns," whose daily caterwauling was put to an end by a troop of soldiers. Little seems to be known about Marees in our references; he and Blumenbach would have been attending Göttingen at the same time according to the date of this thesis. B.M.C. XVI 847.

350. MARTIN, Roland (1726-88). Institutiones neurologicae, sive de nervis corporis humani tractatio. 8vo. 20 x 12 cm. [8], 123; 250, [2]pp. 11 folding charts. Contemporary boards. Covers a little rubbed, but a fine copy. BLUMENBACH's manuscript title on spine & his page no. reference on pastedown. Stockholm & Leipzig: Reg. Acad. Upsall., 1781. \$125



Marcelli Malpighii ANATOMIE PLANTARUM.

345.

FIRST EDITION IN LATIN (first, Stockholm, 1763). Hirsch. Waller 6275 (Swed. ed.).

351. MARX, [Karl F.] Heinrich (1796-1877). Diatribe anatomico-physiologica de structura atque vita venarum. 8vo. 20 x 12.2 cm. vi, [2], 104pp. Hand-colored plate. Contemporary boards, upper layer of backstrip lacking. Occasional light foxing but a very good copy on thick paper. Karlsruhe: D. R. Marx, 1819. \$85

FIRST EDITION. Marx's first publication, a prize-winning student essay on the veins written at Heidelberg in 1814. Hirsch.

352. MARX. Die Lehre von den Giften. . . . 2 vols., 8vo. 22.2 x 13 cm. (vol. 2 a little smaller). xxiv, 270; xx, 580pp., adverts. Contemporary green boards (not quite matching), a little spotted & hinges weak. Occasional light foxing. Very good set. BLUMENBACH's page no. refs. on endpapers. Göttingen: Dieterich, 1827-29. \$150

FIRST EDITION. According to Hirsch, a singular achievement in its field. Marx, known for his erudition and style, provides a comprehensive account of poisons from antiquity to the present (vol. 2 is devoted to the contemporary period entirely). The author was Blumenbach's own physician and author of one of the chief biographical sources on him (see under Bendyshe in Supplement to this catalogue). He is cited as G-M 2531 for his work on contagion, and Garrison 665 credits him as the first modern to signalize the importance of Leonardo da Vinci in anatomy and the first to list and classify paintings of medical interest.

353. MASCAGNI, Paolo (1752-1815). Neue Theorie der Absonderungen durch unorganische Poren, und dessen Geschichte der Lymphgefäße . . . vermehrt von Peter Lupi . . . aus dem Lateinischen übersetzt. 2 vols., 8vo. 22.5 x 14.1 cm. vi, 214; vi, 240, [2]pp. Original wrappers, uncut. Foxing but a very good set. BLUMENBACH's name on title of vol. 1. Leipzig: Weidmann, 1799. \$100

Apparently second edition in German of Mascagni's 1787 work, without illustrations, but with additions by the editor. Mascagni discovered about 50% of the lymphatic vessels now known. See G-M 1104. D.S.B. Waller 6294.

354. MATTIOLI, Pietro Andrea (1501-77). Apologia adversus Amathum Lusitanum cum censura in eiusdem enarrationes. Et epistolarum medicinalium libri V. Item: Dialogus de morbo gallico. [Comprising part 2 only of his Opera quae extant omnia.] Folio. 34.5 x 20 cm. 236, [6]pp. A few woodcuts in text. Contemporary calf, rubbed. Very good copy. BLUMENBACH's booklabel with his signature & his short notes in text. Basel: Johann König, 1674. \$250

Second edition, part two only, of Mattioli's collected works first published in 1598. The second edition is a reprint of the first. The second part contains *Epistolarum medicinalium* (1561), consisting of letters to many celebrated contemporary scientists on various medical topics including alchemy, magnetism, pharmacology, medicinal plants, plants in general, and causes and symptoms of diseases, along



360. One of the best early pictures of blood-transfusion.

with *De morbi gallici* (1530) and the polemical *Apologia* (1558). See G-M 2366 citing Mattioli's 1533 treatise on the treatment of syphilis with mercury. D.S.B. Waller 6324. Nissen 1309. Pritzel 5984.

355. MAYOW, Joh[n] (1643–79). *Tractatus quinque medico-physici. Quorum primus agit de sal-nitro, et spiritu nitro-aereo. Secundus de respiratione foetus in utero, et ovo. Quartus de motu musculari, et spiritibus animalibus. Ultimus de rhachitide.* 8vo. 17 x 11 cm. [40], 335, [1] 152pp. *Fronts. portrait & 1 (of 6) plates in photostat (5 original plates present).* Contemporary vellum. Some foxing, but a very good copy except for the above-mentioned defects. BLUMENBACH's booklabel with his signature & his occasional markings in text. Oxford: E theatro Sheldoniano, 1674. \$1500

FIRST EDITION. G-M 578. Mayow's chief work, containing greatly revised versions of his *De respiratione* and *De rhachitide*, and three entirely new treatises. "Mayow was the first to locate the seat of

animal heat in the muscles; he discovered the double articulation of the ribs with the spine and came near to discovering oxygen in his suggestion that the object of breathing was to abstract from the air a definite group of life-giving 'particles.' He was the first to make the definite suggestion that it is only a special fraction of the air that is of use in respiration. His *Tractatus*, embodying all his brilliant conclusions, is one of the best English medical classics" (G-M). D.S.B. Wing M 1537. Fulton 108. Not in Ferguson, Duveen or Neu. Waller 6392. Osler 3359. Reynolds 2695.

356. MEAD, Richard (1673–1754). *Opera medica. Tomus secundus continens tractatus I. De venenis. II. De peste. III. De morbis insignioribus, qui in Biblia memorantur.* 8vo. 17.9 x 11.3 cm. c. 400pp. (each work separately paginated). 4 plates for the work on poisons. Original boards, uncut. Foxing but a very good copy. BLUMENBACH's signature dated Jena, 1772 on pastedown & his notes on plates. Göttingen: Vandenhoeck, 1749. \$100

Vol 2 only of this collected edition, which is not listed in any of our references. It precedes the collected editions listed by several years, however. The treatise on diseases in the Bible was published for the first time in London the same year as the above collected edition. D.N.B.

357. MECKEL, Johann Friedrich (1781–1833). *Handbuch der pathologischen Anatomie.* 2 vols. in 3, 8vo. 22.5 x 13.5 cm. c. 1500pp. *Lacks pp. 33–80 in vol. 2, part 1.* Original wrappers, uncut, spines crudely repaired, with some leaves loose, but internally a good, clean set. HERBST's signature on inside front wrapper in each vol. Leipzig: Reclam, 1812–18. \$125

FIRST EDITION. See G-M 314, 318, 407, 984 & 2284. Meckel studied comparative anatomy with Blumenbach, and then with Cuvier, Geoffroy Saint-Hilaire, and Humboldt. He gave the first comprehensive descriptions of birth defects and was the leading German comparativist for many years. D.S.B.

358. MEIER, Georg-Friedrich (1718–77). *Versuch einer Erklärung des Nachwandeln.* 8vo. 17.5 x 10 cm. 79pp. adverts. Contemporary pastepaper boards. Very good copy. Halle: Hemmerde, 1758. \$125

FIRST EDITION? On somnambulism. A philosophy professor, Meier taught Locke's system and wrote on such topics as aesthetics, apparitions, and humor. N.B.G. Not in B.M.C. listing of Meier's publications.

359. MENZIES, Robert. *Tentamen physiologicum inaugurale, de respiratione.* 8vo. 20.4 x 12.9 cm. [8], 59pp. Plate showing respiration experiments. Contemporary marbled boards. Plate lightly foxed but a fine copy. BLUMENBACH's signature on verso of half-title. Edinburgh: Creech, 1790. \$100

FIRST EDITION. Dedicated to Joseph Black.

360. MERCKLIN, Georg Abraham (1644–1702). *Tractatio med. curiosa de ortu et occasu transfusionis sanguinis.* 8vo. 15.8 x 9.2 cm. [26], 112, [4]pp. *Fronts.* 18th century half

calf, a little rubbed. Very good copy. Booklabel with BLUMENBACH's signature. Nuremberg: Zieger, 1679. \$850

FIRST EDITION. Mercklin gave the best general account of transfusion in Germany. The frontispiece is one of the earliest depictions of human transfusion. Peumery, *Origines de la transfusion sanguine* (1975) 59–60, reproducing fronts. Waller 6478.

361. MERREM, Blasius (1761–1824). *Vermischte Abhandlungen aus der Thiergeschichte*. 4to. 23.2 x 19 cm. [8], 172pp. 7 very fine folding plates. Contemporary pastepaper boards, rubbed but a fine copy. Göttingen: Bossiegel, 1781. \$450

FIRST EDITION. Inspired and aided by Blumenbach, Merrem began his career with the publication of this admirable collection of his student essays on rodents, particularly the house-mouse, and on eagles and falcons. His special interest was ornithology, chiefly bird anatomy, and stimulated by Camper's and Hunter's publications on the pneumaticity of avian bones, he discovered (1783) the air-sac system of birds by wax-injections through the trachea. Owing to financial difficulties Merrem had little opportunity to follow out his zoological interests fully, and consequently published only a few fragmentary essays. Nevertheless, according to Stresemann (*Ornithology from Aristotle to the present* [1974] 60–63) he holds an important place in the development of ornithological thinking. Nissen 2793. Zimmer 428. Not in Wood or Harting or Yale/Coe Collection.

Condemnation of Animal Magnetism

By Franklin, Lavoisier, Guillotin, etc.

362. [MESMER, Franz Anton (1733–1815).] *Rapport des commissaires chargés par le roi, de l'examen du magnétisme animal*. 4to. 25.5 x 20 cm. Title leaf, 66pp. Contemporary boards. Very good copy. Signature of BLUMENBACH on front pastedown & 5 lines of his notes on free endpaper. Paris: Imprimerie royale, [11 August], 1784. \$575

FIRST EDITION. Responding to Mesmer's growing notoriety as a quack (which paralleled his fame as a healer), the Medical Faculty of Paris became alarmed and urged the king to appoint a blue-ribbon committee of inquiry. The committee included Benjamin FRANKLIN, Antoine LAVOISIER, Antoine de JUSSIEU (the botanist), Jean d' ARCET (the chemist) and Joseph GUILLOTIN, physician and execution reformer. Finding no evidence of a magnetic fluid, these scientists attributed the power of Mesmerism to the "imagination," and so drove Mesmer from Paris. Jussieu refused to sign the report as he developed a more sympathetic theoretical explanation for animal magnetism, about which he issued a separate report a month later. Duveen & Klickstein, "Benjamin Franklin & Antoine Lavoisier," *Annals of science* XI (1955) 284–308 suggests that Lavoisier may have been the author of the report. Dureau, *Notes bibliographiques . . . du magnétisme animal* (1869) 33–34, 37. Hunter & Macalpine 480–86. See G-M 4992. See PMM 225.

363. METZGER, Joh[ann] Dan[iel] (1739–1805). *Opuscula anatomica et physiologica*. 8vo. 22.7 x 14.2 cm. viii, 208, [8]pp. Original wrappers, uncut. Light foxing but a very good copy. BLUMENBACH's signature on pastedown & his notations on 1 leaf. Gotha: Ettinger & Amsterdam: Roeder, 1790. \$85

FIRST COLLECTED EDITION, containing Metzger's dissertation on the first pair of cranial nerves (1766) and a dissertation he directed on neurological doctrines, both with revisions. Hirsch.

364. METZGER. *Exercitationes academicae, argumenti aut anatomici aut physiologici*. 8vo. 20 x 12cm. viii, 302pp. Contemporary boards, rubbed but internally fine. BLUMENBACH's signature on verso of title. Königsberg: Nicolovius, 1792. \$150

FIRST EDITION. A collection of Königsberg theses dating from 1755 to time of publication. Metzger taught at Königsberg.

365. MEYER (Meyer-Ahrens), Konrad (1813–72). *De fissuris hominis mammaliumque congenitis. Accedit fissurae buccalis congenitae cum fissurae tubae Eustachii et tympani complicatae descriptio*. Folio. 48 x 30 cm. [8], 44, [2]pp. 4 copperplates (1 partly hand-colored). Original printed boards, rubbed. Dampstaining & foxing, spine clumsily repaired, but a good copy, with HERBT's signature on front pastedown. Göttingen stamps on verso of title. Berlin: Eichler, 1835. \$75

\$75

FIRST & PROBABLY ONLY EDITION. The author's M.D. thesis, dedicated to Johannes Müller with whom he studied, on congenital clefts in humans and other mammals. Hirsch.

366. MICROSCOPES. *Die Wunder des Mikroskops. . . .* 8vo. 20 x 11.7 cm. viii, 125, [1]pp., adverts. 9 plates (some extra-large folding). Contemporary marbled boards, gilt leather label. Fine copy. Leipzig: Industrie-Comptoir, 1823. \$185

\$185

FIRST EDITION IN GERMAN, with notes by the translator, of an English book on the microscope written for young people & amateurs. The German version has 4 additional plates.

367. MITTHEILUNGEN AUS DEM GEBIETE DER GESAMMTEN HEILKUNDE. Herausgegeben von einer medicinisch-chirurgischen Gesellschaft in HAMBURG. Erster Band. 8vo. 21.2 x 13 cm. xii, 388, [2] pp. 1 folding plate & 2 folding tables (statistics on births from 1796–1829). Buckram, uncut. Foxing. Good copy. Hamburg: Hoffman & Campe, 1830. \$75

FIRST EDITION.

368. {1} MOEHRING, Paul Heinrich Gerhard (1710–92). *Geslachten der Vogelen . . . Uit het Latyn vertaald en met aantekeningen vermeerderd, door Cornelius NOZEMAN (1721–85). En naar die vertaaling uitgegeeven . . . door Arnout Vosmaer. [28], 97, [3]pp. The 2 plates in xerograph. Amsterdam: Meijer, 1758. {2} BRÜNNICH, Morten Thrane (1737–1827). Die natürliche Historie des Eider-Vogels . . . aus dem Dänischen übersetzt. [4], 70pp. 3 folding plates after drawings by the author. Copenhagen: Rothen, 1763. 2 works in 1 vol., 8vo. 21.3 x 13.8 cm ({2} slightly smaller). Contemporary half calf, uncut, a little rubbed. Light marginal foxing but very good copies. Bookplate of MOEHRING. 1758–63. \$450*

\$450

INSCRIBED on title of {1}: "Eruditissimo amico / D. D. Blumenbach / mittit / Moehring."

{1} FIRST EDITION IN DUTCH & BEST EDITION. According to Junk (*Rara* 97), this rare work as translated and annotated by Cornelius Nozeman, "the Dutch Audubon," marks the first significant use of Linnaean nomenclature in an ornithological work. It also applied the Linnaean classification to some species unknown to Linnaeus. Stresemann 52. Yale/Coe 196 (1752 original Latin ed.). Zimmer 440 & Wood 468 (1906 facsimile of above). Anker 36 (but not in Copenhagen collection).

{2} FIRST EDITION IN GERMAN, published the same year as its Danish original, of a rare work describing the eider-duck. Brünich made the first important Danish contributions to ornithology. Stresemann 55. Anker 27-28 (but not in Copenhagen collection). Yale/Coe 45 (Danish).

369. MOEHCEN, J[ohann] C. W. (1722-95). Verzeichniss einer Sammlung von Bildnissen. . . . 4to. 19.8 x 14.7 cm. [12], [3]-243, [1], 240pp. Without A₁ (probably a part title if at all). A few vignettes. Half antique calf. Occasional light foxing. Very good copy. Berlin: Himgurg, 1771. \$475

FIRST EDITION. Among Moehsen's many original contributions to medical history and bibliography was this catalogue of the portraits of physicians in the Royal Library at Berlin, in which he also treated the subject of art and medicine. "Contains very valuable reports on artistic anatomy and the history of anatomic illustration . . . Very accurate and conscientious research work is characteristic of this book, as of all of Moehsen's work" (Choulant/Frank 351). Added to the collection by Robert Herbst. Garrison 371.

370. MONRO, Alexander, [primus] (1697-1767). Tentamina circa methodum partes animantium affabre injiciendi . . . Latinitate donata . . . a Joh. C. F. Bonegarde. 8vo. 16 x 10.5 cm. 83pp. 1 folding plate. Contemporary boards, front hinge repaired. A little stained but a very good copy. 35 lines of BLUMENBACH's notes on free endpaper and about 17 lines of his notes in text. Leiden: Bonk, 1741.

\$175

FIRST EDITION IN LATIN, extensively annotated by Blumenbach.

371. MONRO. Tractatus tres, de nervis . . . , de motu cordis et ductu thoracico, Latine redditi a G[eorg] COOPMANS (1717-1800) . . . qui . . . adjecit librum de cerebri & nervorum administratione anatomica. 8vo. 21.8 x 13.5 cm. [16], 251pp. Original boards, uncut. Rubbed & hinges repaired. Very good copy. BLUMENBACH's signature on verso of title with date 1772 & his annotations on c. 10 leaves. Signature erased from title leaving tiny hole in margin. Harlingen: van der Plaats, 1763. \$200

Second edition in Latin, with additional material by the translator. Monro's 3 treatises first appeared in 1732 as additions to the second edition of the *Anatomy of the humane bones*. They first appeared separately as far as we can determine in Coopman's 1754 Latin translation. In the above Monro "observes that the nerves consist of a great many threads lying parallel to each other, and seems to anticipate Müller's law of specific nerve energies" (D.S.B.) The investigations of Monro primus initiated here were carried to their culmination in the work of Monro secundus (G-M 1385). Garrison/McHenry 99 & 508. Hirsch. Russell 598.

372. M[ONTAGU]E, Lady M[ar]y W[ortley] (1689-1762). Letters. . . . 2 vols., 12mo. 17 x 10 cm. viii, 232; 224pp. Contemporary calf, gilt, rubbed. Some foxing but a very good set. London: Cooper . . . , 1779. \$100

Later edition (first, 1763). Lady Montague traveled overland to Turkey with her husband on a diplomatic mission. Her *Letters* rank among the most accomplished of the age, and the most fascinating. She was influential in introducing inoculation against small pox into England, after having observed it in Turkey. D.N.B. Cox I 229.

373. {1} MOOR, Bartholomaeus de (1649-1724). Cogitationum de instauratione medicinae, ad sanitatis tutelam, morbos profligandos nec non vitam prorogandam. [30], 440, [2]pp. 3 folding copperplates. Amsterdam: Gerard Borst, 1695. {2} CELLARIUS, Salomon (1676-1700). Origines et antiquitates medicae post praematuram illius excessum emendatioris auctioresque editae a Christophoro Cellario, patre. [12], 62, [4]pp. *Without portrait*. Jena: Bielk, 1701. 2 works in vol., 8vo. 16 x 10 cm. Contemporary half vellum, a little rubbed. Second work browned because of poor paper, but otherwise very good copies. Small stamp on title of {1}. 1695-1701. \$200

{1} FIRST EDITION. Hirsch. Not in Waller.

{2} FIRST EDITION, posthumously edited by the author's father, after the author died at the age of 24. A study of the origins of medicine in Greece and Rome. Hirsch. Waller 12906. Wellcome II 318 (1704 ed.)

374. MOREAU, René (1587-1656). De missione sanguinis in pleuritide . . . adiuncta est Pet. BRISSOTI (1478-1522) . . . vita. 8vo. 15.8 x 9.5 cm. [8], 118, [6]pp. Contemporary vellum, edges restored. Booklabel with signature of BLUMENBACH & his note on endpaper. Paris: Pacard, 1622. \$450

FIRST EDITION. A history of blood-letting in pleurisy, demonstrating the methods of the Greeks, Latins, Arabs, etc., with a life of Pierre Brissot who reformed blood-letting in the early 16th century. Brissot, a thorough Greek scholar, contested the prevalent Arabist method of letting blood at a distance from the lesion in favor of letting blood near the lesion, which he held was genuinely Hippocratic. Brissot's argument landed him in a great controversy, which involved Vesalius ("the venesection letter"), the Pope and Charles V. It was finally settled in favor of Brissot when a relative of the emperor died from a venesection by the Arabist method during an attack of pleurisy. Garrison 232. Hirsch. Waller 6665. Osler 3450.

375. MÜLLER, Johannes (1801-58). Grundriss der Vorlesungen über allgemeine Pathologie. 8vo. 20.8 x 13 cm. 44pp., adverts. Original wrappers, uncut. Light foxing. Very good copy. Bonn: Habicht, 1829. \$200

Probably the synopsis for Müller's influential course in general pathology which he taught at Bonn in the early years of his career. Among Müller's pupils at Bonn in this period were Henle and Schwann. D.S.B. Long 114-15.

376. MÜLLER. Handbuch der Physiologie des Menschen. 2 vols. in 5 parts, 8vo. 22.8 x 13.2 cm. c. 1600pp. *Lacks part 1 of vol. II (approx. 250pp.)*. 1 plate. Vol. 1, part 1 & vol. 2,

parts 2 & 3 in contemporary pastepaper boards, a little rubbed; vol. 1, part 2 in original wrappers, uncut, spine worn & foxed. Very good set. Coblenz: Hölscher, 1833-40. \$450

FIRST EDITION. G-M 601. "Müller introduced two new elements into physiology—the psychological and the comparative. For the first time the existing knowledge of comparative chemistry and physics was brought to bear upon physiological problems" (G-M). Müller also provided a wealth of new information based on his own work or on his verification of the work of others. He described the excretory system of the glands as an independent system of tubes, discussed findings on the composition and coagulation of the blood, the origin of fibrin, the nature of lymph, the occurrence of the retinal image, the origin of the voice in the human and animal larynx, the propagation of sound in the tympanic cavity, the process of secretion, the nerves of the erectile sexual organs, the function of the sympathetic nerve and other elements of the nervous system, etc. The above set lacks the chapters on motion and speech. D.S.B. Waller 6730.

377. MUNDT (MUNDAY), Henry (1623-82). *Novum physicae hodiernae lumen quo mira jucundaque de aere vitali, esculentis, potulentis ac de parergis in victu inaudita propalan- tur*. 12mo. 12.8 x 8 cm. [4], 496, [28]pp. Contemporary vellum, hinges cracked. Occasional foxing. Very good copy. Booklabel with BLUMENBACH's signature & his notes on c. 12 leaves including c. 15 lines on fly-leaf. Leipzig: Erythropilus & Jena: Nisian, 1685. \$185

Later edition (first, 1680) of this widely published treatise by an English school-master/physician. Contains material on exotic diseases, foods, beverages and drugs including coffee, tea, cocoa, coca, tobacco, and marijuana. Mueller 151 (1680 Oxford & 1685 Leiden). Vicaire 614 & Bitting 334-35 (1685 Leiden).

378. MUSEOGRAPHIA oder Anleitung zum rechten Begriff und nützlicher Anlegung der Museorum oder Raritäten-Kammern . . . von C[aspar] F[riedrich] NEICKELIO (or Einckel) . . . vermehret von D. Johann KANOLD (1679-1729). 4to. 20.9 x 17.1 cm. [22], 464, [8]pp. Fronts. of museum interior. Contemporary boards, new calf spine. Marginal lacuna repaired on title with no loss of text. Very good copy. BLUMENBACH's signature on verso of title dated 1774, c. 25 lines in his hand on endpaper & his annotations on 45pp., some up to 19 lines long. Leipzig & Breslau: Hubert, 1727. \$500

FIRST EDITION. According to the preface, the most complete catalogue of its kind to yet appear in German. It contains descriptive listings of museums, libraries, private collections, etc., organized by cities, and covering both ancient and modern times, and the New World and the Orient as well as Europe. A 10pp. bibliography of works on museums and libraries is provided, along with about 50pp. by Kanold on the "idea of a museum," its management, arrangement, etc. Heavily annotated by Blumenbach, especially in regard to natural history and anatomy collections. BMC XVIII 382. See Hirsch re the editor, a member of the Leopoldine Academy and pioneer in epidemiography. Little seems to be known about the "author" Neickel or Einckel in our references; from Kanold's preface he appears to have been a wealthy merchant who needed Kanold's literary services in preparing this catalogue for publication.



378. Early museum of natural history.

379. MYE, Frederik van der (fl. 1625). *De morbis et symptomatibus popularibus Bredanis tempore obsidionis . . . Eiusdem dissertationes duae medico-physicae, de contagio, & cornu monocerotis quondam in aquis circa Bredam reperto*. 4to. 19.5 x 14.8 cm. [8], 160, [4]pp. Last leaf with Plantin device. 18th century boards. Light foxing. Very good copy. BLUMENBACH's signature on verso of title & his notes on c. 11 leaves. Antwerp: Ex officina Plantiniana, 1627. \$450

FIRST EDITION. An excellent account of the plague epidemic in Breda during the 1624-25 siege by the Spanish. Editions of it were printed as late as 1790. The additional material includes an account of a "unicorn horn" found in the Breda waters (possibly from a narwhale which was frequently the case with the so-called "unicorn horn"). Blumenbach has annotated sections in the plague account and in the unicorn story. Hirsch. B.M.C. XVIII 190.

380. NEERGAARD, Jens Weibel (b. 1776). *Naturbeschreibung der Zähne des Pferdes mit Rücksicht auf andere Thiere*. 4to. 27 x 21.5 cm. [6], iv, 81, [7]pp. *Lacks plates*. Contemporary boards, gilt, rubbed & a little spotted but internally fine. 2 of BLUMENBACH's page no. refs. on endpaper. Copenhagen: Bonnier, 1823. \$45

INSCRIBED FROM THE AUTHOR TO BLUMENBACH. According to Hirsch, the first edition appeared in 1816. Neergaard took his M.D. at Göttingen.

381. NEES V[ON] ESENBECK, Th[eodor] Fr[iedrich] (1787-1837) & EBERMAIER, Carl Heinrich (1802-69).

Handbuch der medicinisch-pharmaceutischen Botanik. Erster Theil. 8vo. 21.2 x 12.5 cm. viii, 391, [1]pp. Contemporary pastepaper boards, a little rubbed. Fine copy. Düsseldorf: Arnz, 1830. \$75

FIRST EDITION, part 1 only, on cryptogams and phanerogams. Parts 2 & 3 were published in 1831-32. By the younger brother and sometime collaborator of the influential botanist/philosopher/radical, Christian Gottfried Nees von Esenbeck (1776-1858). See D.S.B. under the elder brother for both brothers' contributions. *Kremers and Urdang's history of pharmacy*, rev. Sonnedecker (1963) 425. Hirsch. Pritzel 6664.

382. NEUBAUER, Johann Ernst (1742-77). *Descriptio anatomica nervorum cardiacorum. Sectio prima de nervo intercostali cervicali, dextri imprimis lateris* [all published?]. 4to. 25.5 x 20.5 cm. [2], 230pp. 4 folding plates (numbered 1-3). Contemporary pastepaper boards, a little rubbed but a fine copy. BLUMENBACH's annotations on 2 leaves. Frankfurt & Leipzig: Fleischer and Leipzig & Jena: Hartung, 1772. \$200

PRESENTATION FROM THE AUTHOR WITH INSCRIPTION on endpaper probably in Blumenbach's hand: "Joannis Friderici Blumenbachii/Jena m. Jul. MDCCLXXII/Donum Praeceptoris Optimi." Blumenbach studied medicine at Jena under Neubauer before coming to Göttingen.

FIRST EDITION. Neubauer is known eponymically for "Neubauer's artery," the arteria thyoidea ima. Dobson. Hirsch (not calling for any additional parts).

383. NEUROLOGY. *Dissertatio inauguralis medica anatomico physiologica*. 4to. 24.2 x 19.5 cm. 184pp. 1 folding plate. *Without title & text ending in mid-sentence*. 18th century boards, uncut. Occasional light foxing. Very good copy. BLUMENBACH's signature on first leaf. c. 1775. \$75

Fragment of a work in neurology containing chapters on the 8th, 9th, and 10th cranial nerves, nerves of the heart, etc. The plate bears the legend: "Hallerii Tab. ad pag. 1." There is a spine label in Blumenbach's hand but we have been unable to decipher it.

384. NICOLAI, Heinrich Albert (1701-33). *De directione vasorum pro modificando sanguinis circulo diatriba mechanatomica*. 4to. 19 x 16 cm. [8], 112pp. Contemporary boards. Very good copy. BLUMENBACH's annotations on 1 leaf. Strassburg: Joh. Dulssecker, 1726. \$95

FIRST EDITION. Hirsch.

385. NICOLAI, [Johann] A[nton] H. (1797-1882). *Grundriss der Sanitäts-Polizei mit besondere Beziehung auf den Preussischen Staat*. 8vo. 21.7 x 13.8 cm. x, 694pp. Original boards, uncut. Occasional light foxing but a fine copy. Berlin: Nicolaische Buchhandlung, 1835. \$175

FIRST EDITION. A comprehensive work on public health, dealing with food and drugs, air quality, occupational hazards, natural disasters, sexual behavior, etc. According to Hirsch a second part was published in 1838; however, according to the author's preface the above represents a complete treatment of its subject, although another volume from the author was projected under the heading "Medicinal-Polizei." B.M.C. XVIII 660.

386. NIFO, Agostino (c.1470-1538). *Libri duo, de pulchro primus. De amore, secundus*. 8vo. 17.2 x 11 cm. 277pp., final leaf with printer's device. Printed in an elegant italic. Contemporary limp vellum, a little stained at upper edge & occasional light foxing, but a very good copy. Minor worming on spine. Contemporary inscription on title & about 2 sq. cm. of right corner of title cut away. Signature of BLUMENBACH on title, his annotations on c. 25 leaves & c. 20 lines of his notes on fly-leaf. Lyons: Bering, 1549. \$500

Second edition? (first, 1531). Treatises on love and beauty by the humanist scholar/physician who figured prominently in the controversy over Averroes and Aristotle. Not entirely literary, these treatises reflect his medical interests and contain his proposal for a sexual theory of love. "The 'De pulchro' is an extraordinary work, unlike any other, and in nothing more remarkable than in the description (cap. v) of the physical beauties of the famous Joan of Aragon to whom the work is dedicated" (Osler 3503, citing 1531 edition). Apparently Nifo doted on Joan, although much her senior. D.S.B. Adams II 288. Not in Durling.

387. NOGUEZ, [Pierre] (fl. 1720). *l'Anatomie du corps de l'homme en abrégé*. . . . 12mo. 15.7 x 9.12 cm. xv, [9], 464, [4]pp. *Lacks R₄ & without plates*. Late 18th century boards, slightly rubbed. Very good copy. BLUMENBACH's signature on endpaper & 4 page no. refs. in his hand. Paris: Cavalier, 1726. \$125

Second edition. The author was demonstrator in natural history at the Jardin du Roi. Although the title page calls for plates, there are none present in the above. Hirsch. B.M.C. XVIII 772.



L O N D O N :

388. Title vignette of Omai in letter from Oberea.

388. A second letter from OBEREA, QUEEN OF OTAHEITE, to Joseph Banks, Esq; Translated from the original, brought over by his Excellency Otaipairoo (OMAI) . . . with some curious and entertaining anecdotes of this celebrated foreigner. . . . [Attributed to John SCOTT-WARING (1747–1819).] Folio. 24.8 x 20.5 cm. 16pp. Vignette of Omai on title. Contemporary boards, c. 6 cm. sq. of outer corner of title restored without loss of text. A little brown but a very good copy. BLUMENBACH's notes on c. 6 leaves. London: Carnegy for Johnson, [1775?]. \$500

FIRST EDITION. The success of Cook's first voyage brought all kinds of notoriety to the principal figures involved. Apparently some of it involved sexual innuendo, as in this "naughty" letter in verse, supposedly from Oberea to Banks, and attributed to Scott-Waring of the East India Company. The first letter went through 5 editions in 1774. Blumenbach has made notes cross-referencing passages on Tahitian sexual practices to the account given by Hawkesworth of Cook's voyage. Rare and unusual. D.N.B. Holmes/Cook 13. Cox II 299.

389. OELSCHLAEGER, Adam (Olearius) (c. 1599–1671). Gottorssische Kunst-Kammer . . . Olearii Holsteinische Chronica. . . . 4to. 18.7 x 15.3 cm. [10], 80; 72, [4]; [4], 148, [8]pp. Engraved title, 37 plates showing artifacts, animals, shells, etc., 1 royal genealogy chart. Contemporary vellum, lower edge of front cover worn away. Foxing but a very good copy. Signature cut away from top margin of title. 18th century signature on title. Booklabel with signature of BLUMENBACH & his annotations on *nearly every plate*. Schleswig: Schultz, 1674. \$400

Second edition, essentially a reprint of the first, of the catalogue of the celebrated collection of art objects and natural curiosities of Frederick, Duke of Holstein-Gottorp, prepared by Oelschlaeger, and assembled largely from materials which he himself collected on his famous travels in Russia and Persia on behalf of the duke. A linguist, geographer and astronomer, Oelschlaeger contributed significantly to information on the Volga, as well as preparing the above collection, and opening up trade relations between Holstein-Gottorp, Russia and the Levant. In later years he served as librarian and curator to Frederick and edited from various sources the Holstein chronicles published, probably in a second edition also, with the above. N.B.G. B.M.C. XVIII 1064. Bagrow, ed. Castner, *History of Russian cartography up to 1800* (1975) 64–70.

390. ÖRN, Nicolaus. Kurze Beschreibung des Lapplandes. 12mo. 13 x 7.5 cm. [8], 88pp. 18th century boards. Very good copy. Signature of BLUMENBACH on verso of title & 8 lines of his annotations. Signature of HERBST on fly-leaf. Bremen: Saurman, 1707. \$500

FIRST EDITION. Not in B.M.C. or any of our reference materials. According to the preface, Örn was the first Laplander to travel on his own initiative in Europe and he created quite a sensation appearing in Lapp dress in various European capitals. When he arrived in Bremen, he made arrangements for his account of Lapland to be published there. Örn spoke several European languages and was probably the first Laplander to write about his country from the cultural perspective of modern Europe (see B.M.C. XI 534 under Carolus Hallbeck).

391. OESTERREICHER, J[ohann] Heinrich (1805?–43). Versuch einer Darstellung der Lehre vom Kreislaufe des Blutes. 4to. 21.8 x 17.5 cm. viii, 200pp. Original printed wrappers. Light dampstaining & foxing. Good copy. Nuremberg: Schrag, 1826. \$150

FIRST EDITION. A Romantic answer to the question of whether the blood itself or the nervous system is responsible for circulation can be found in this work: we'll only say that it depends for its solution on the analogy between the sun and the motion of the planets. Roths Schuh 160. Hirsch. Waller 6967.

392. OIKONOMOU, Sophokles (Sophocles ab Oeconomus) (b. 1710). Specimen pathologiae generalis veterum graecorum. 8vo. viii, 165pp. Curriculum vitae of Oikonomou laid in. Original printed wrappers, uncut. 1 signature loose but a fine copy. Berlin: Academia Scientiarum, 1733. \$150

FIRST EDITION. An annotated scholarly study on pathology among the ancient Greeks by this Greek-born physician/surgeon.

393. OKEN, [Lorenz] (1779–1851). Abriss der Naturphilosophie. Bestimmt zur Grundlage seiner Vorlesungen über Biologie. 8vo. 17 x 10 cm. x, 206pp. Contemporary wrappers. Light foxing. Very good copy. BLUMENBACH's notes on 2 leaves. Göttingen: Vandenhoeck & Ruprecht, 1805. \$450

FIRST EDITION, INSCRIBED BY THE AUTHOR TO BLUMENBACH. An outline of Oken's philosophy for use in his lectures on the brand-new topic of biology. In 1803 he had written his first book aligning himself with Schelling and *Naturphilosophie*; in 1805 he was teaching at Göttingen. In this year he also published *Die Zeugung* (G-M 106) in which he expounded the idea of "Urthiere," a term long used for protozoans. The concept of "Urthiere" variously interpreted in our references as "cells", "infusoria" and "primal animals" anticipated Schwann's cell theory; and in fact many of Oken's formulations here and elsewhere prefigured fundamental concepts of 19th century science, although their expression often bordered on mysticism. See also under Oken in the supplement to this catalogue. D.S.B. Hirsch. BMC XVIII 1044.

394. {1} OPUSCULA ANATOMICA DE VASIS LYMPHATICIS. I. Dissertatio epistolaris de vasis lymphaticis glandulisque conglobatis . . . a Ioanne Friderico MECKEL (1724–74). II. De venis lymphaticis valvulosis et de earum in primis origine. Auctore Alexandro MONRO, iun. (1733–1817). 32; 62pp., blank. Berlin & Stralsund: Lange, 1772. {2} MECKEL. Nova experimenta et observationes de finibus venarum ac vasorum lymphaticorum in ductus visceraque excretoria corporis humani. . . . viii, 104pp. Berlin: Nicolai, 1772. 2 works in 1 vol., 8vo. 18.8 x 11.8 cm. Contemporary boards, a little rubbed but fine copies. Spine label in BLUMENBACH's hand & c. 10 lines of his notes in English on endpaper. \$375

{1} FIRST COLLECTED EDITION. {2} FIRST EDITION. Monro spent some time studying with Meckel in Berlin in 1757–58. Both were working on the lymphatics and together they performed the operation of paracentesis of the thorax. Meckel wrote his *Dissertatio epistolaris* in 1757 according to the salutation. Monro's *De venis lymphaticis* appeared in 1760, but derives from his studies in

Berlin. He showed that the lymphatics were absorbents and distinct from the circulatory system. His claims to priority in this discovery and in the performance of the paracentesis operation led to feuds with William Hunter and Hewson, which became particularly intense around 1770. This may have been a factor in the publication of the collected edition of Meckel's and Monro's earlier papers along with Meckel's latest researches on the subject (2). Blumenbach's notes on the endpaper refer to Hewson's work on the lymphatics (G-M 1102). The papers in (1) have separate titles as well, Meckel's with the date 1772; Monro's with the 1760 date of the first edition. D.S.B. Hirsch. Waller 6407 (citing Meckel's *Dissertatio* as separate publication, 1772).

395. ORIBASIVS (325-403). *Anatomica ex libris Galeni, cum versione Latina Joannis Baptistae Rasarii: curante Gulielmo Dundass; cujus notae accedunt.* [Text in Greek & Latin.] 4to. 21.5 x 16.5 cm. [8], 287, [24]pp. Signature B misbound. Original wrappers, uncut, spine quite worn. Light foxing. Very good copy. BLUMENBACH's signature with "Goett. 1774" on title & 3 lines in his hand on endpaper Leiden: Langerack, 1735. \$175

New edition, based on the text as established in the 16th century, of Oribasius' compilation of Galenic anatomy. Blumenbach's note refers the above back to one of Haller's bibliographies. See G-M 30-32. Hirsch.

396. OSIANDER, Friedrich Benjamin (1759-1822). *Abhandlung über des vortheilhafteste Aufbewahren thierischer Körper in Weingeist. Mit Zusätzen von . . . [Samuel Thom- as] SOEMMERRING (1755-1830).* 4to. 22 x 18 cm. 82, [2]pp. Contemporary pastepaper boards, a little rubbed. Occasional light foxing but a fine copy. Göttingen: Vandenhoeck-Ruprecht, 1793. \$175

FIRST EDITION. On the preservation of animal specimens in alcohol, with notes by the anatomist Soemmerring.

397. OSIANDER. *Ausführliche Abhandlung über die Kuhpocken. . . .* 8vo. 18.5 x 11.5 cm. xiv, 238pp. 1 hand-colored plate. Original wrappers, uncut. Spine a little chipped & occasional light foxing but a fine copy. Signature of BLUMENBACH on pastedown. Göttingen: Thomas, 1801. \$125

FIRST EDITION. Blumenbach's note on pastedown indicates that vaccination in Göttingen is one of the topics covered. Waller 7019. Hirsch.

398. OSIANDER. *Über die Entwicklungskrankheiten in den Blüthejahren des weiblichen Geschlechts.* 2 pts. in 1 vol., 8vo. 21 x 12.2 cm. [2], xvi, 204, [2]; xvi, 332, [4]pp. Contemporary boards. Occasional light foxing but a fine copy. Göttingen: the author, 1817 & Tübingen: Chr. Fr. Osiander, 1818. \$125

FIRST EDITION, INSCRIBED TO HERBST FROM THE AUTHOR. On illnesses related to female sexual development. Hirsch.

399. OSIANDER. *Handbuch der Entbindungskunst.* 4 pts. in 2 vols., 8vo. 19.7 x 11.3 cm. xii, [2], 802; xvi, 264; viii, 495, [1]pp. Contemporary pastepaper boards, red leather labels, gilt. Spines rubbed, but a fine set. Tübingen: Chr. Fr. Osiander, 1818-21. \$200

FIRST EDITION. G-M 6237. Description of Osiander's lower-segment Caesarean operation in pt. 2 of vol. 2. A third vol. was posthumously published in 1825 by Osiander's son. Hirsch.

400. OSIANDER. *Erzählung der Veranlassung zu seiner Reise nach Leipzig . . . und der daselbst verrichteten chirurgischen Operationen.* 8vo. 18.5 x 11.8 cm. 142, [2]pp. Original printed wrappers, uncut. Soiled & lightly foxed, but a very good copy. Tübingen: Christian Friedrich Osiander, 1820. \$100

FIRST EDITION. Osiander's surgical methods in gynecology and obstetrics were innovative and often controversial. He gave the above account of an operation for cancer in reply to published criticism of that operation and his general methods. Hirsch.

401. PALMEDO, Ulrich. *De iride.* 8vo. 20 x 12 cm. 94pp. 1 folding chart. Original printed wrappers. Very good copy. Berlin: Nietack, 1837. \$75

FIRST EDITION? of a dissertation presented at Göttingen in 1830. B.M.C. XIX 265.

402. PARIS IM SCHEITELPUNKTE oder flüchtige Reise durch Hospitäler und Schlachtfelder . . . im August 1815. Herausgegeben von Wilhelm Christian MÜLLER. 2 vols., 8vo. 18.5 x 12 cm. (vol. 2 a little smaller). xiv, 280, [2]; viii, 316pp. 3 plates (1 hand-colored) & 2 maps (1 hand-colored). Original marbled boards, uncut, spines quite worn. Staining in prelims. of vol. 2 but a very good set. BLUMENBACH's note on endpaper in vol. 1. Bremen: Heyse, 1816-18. \$300

FIRST EDITION. Account of a journey by a private citizen doing charity work for the wounded about 6 weeks after the battle of Waterloo. Starting from the Bremen area and preceding to Paris via Waterloo and the route of the conquering German army, the narrator includes descriptions of hospitals, the various battle sites, and details of the occupation along with the more usual elements of tour literature. The work was widely subscribed to by Germans including Blumenbach, who in 1806 traveled to Paris in behalf of Göttingen to solicit the goodwill of Napoleon for the school and the city. BMC XVIII 18 (although listed under the works of the music historian, W. C. Müller, it is not entirely clear to us from the title, if he was indeed the author, or simply the editor of this account).

First Description of Peyer's Patches

403. PECHLIN, Johannes (1644-1706). *De purgantium medicamentorum facultatibus exercitatio nova.* 8vo. 15.2 x 9.2 cm. [30], 515pp. Engraved title, 4 folding copperplates & 3 folding tables. Contemporary vellum, edges repaired. Small tear in 1 plate repaired but a fine copy. BLUMENBACH's signature on verso of title & his note on endpaper & 1 leaf. Leiden & Amsterdam: Gaasbeek, 1672. \$850

FIRST EDITION. G-M 1100 (note). Although Johann Conrad Peyer (1653–1712) has been honored with the eponym "Peyer's patches," his description did not appear until 1677 (see G-M 1100). The credit for first describing the lymphoid follicles in the small intestine which have an important role in typhoid belongs to Pechlin, whose work preceded Peyer by 5 years. Hirsch. Waller 7273.

404. PECHLIN. De habitu & colore aethiopum. . . . 8vo. 15.8 x 9.1 cm. 208pp. 18th century wrappers, backstrip worn. Very good copy. BLUMENBACH's signature on paste-down & his annotations on approx. 20 leaves. Kiel: Reumann, 1677. \$500

FIRST EDITION. Pechlin's theory of skin color, which involved the passage of bile in the blood, and which Blumenbach drew on in his thesis and other writings. N.B.G. B.M.C. XIX 686.

405. PECQUET, Jean (1622–74). *Experimenta anatomica nova*. . . . 4to. 20 x 15.7 cm. [16], 252, [2]pp. Several plates in text (1 full-page). Contemporary limp vellum, upper edge restored. Some browning. Very good copy. Booklabel with BLUMENBACH's signature & his note on 1 leaf. Paris: Officina Cramoisiana, 1654. \$950

INSCRIBED BY THE AUTHOR on title: "Pour Monsieur Saporta docteur et ad^{at} au Parlem de Paris/Par son très humble serviteur Pecquet."

Second edition. See G-M 1095. In 1651 Pecquet described, from animal dissections, the thoracic duct, its entry into the subclavian veins, and the receptaculum chyli. He attributed the movement of the lymph to respiratory movement, transmitted pulsation from nearby arteries and compression by contracting muscle outside the ducts. Pecquet's discoveries were confirmed and extended by Bartholin and Rudbeck to cover the entire lymphatic system. However, Pecquet drew fire from Riolan, and used the occasion of the second edition to publish a response to Riolan's criticism, with further anatomical demonstrations and a rather nasty Latin poem. Appended both to the first and second editions are supporting statements from other researchers, some of which appear for the first time in the second edition. D.S.B. Fishman & Richards, *Circulation of the blood* (1964) 658. Rothschild 72. Waller 7280 (with similar presentation inscription). Cushing P 192. See Osler 3639. See also under Pecquet in supplement to this catalogue.

406. PERFECT, William (1737–1809). *Auserlesene Fälle von verschiedenen Arten des Wahnsinnes nebst ihren Heilarten aus dem Englischen übersetzt*. . . . von Christian Friedrich Michaelis. 8vo. 19.5 x 12.5 cm. xxiv, 311pp. Signature b misbound at end. Original wrappers, uncut, a little worn but a fine copy. Spine label in BLUMENBACH's hand. Leipzig: Hilscher, 1789. \$125

FIRST EDITION IN GERMAN from the third & best edition in English. "The first collection of psychiatric case material (Hunter & Macalpine 502; also 501–05). Perfect maintained a private asylum on which he drew for his case collection, which went through 7 revised editions, second only in popularity to Burton's *Anatomy of melancholy*. Hirsch.

407. PERRAULT, [Claude] (1613–88). *Essais de physique*. . . . 4 vols., 12mo. 16 x 9.4 cm. c. 1500pp. 32 plates (8 double-page) [by Sebastien Le Clerc (1637–1714)]. 18th

century calf, richly gilt spines, rubbed. Very good set. Signature of BLUMENBACH on titles & his notes on endpaper. Small stamp & signature of J[ohann] T[obias] MAYER (1723–62 for the elder, 1752–1830 for the younger). Paris: Coignard, 1680–88. \$750

FIRST EDITION. Perrault's attempt at an all-embracing natural philosophy in which he brought together for the first time his various earlier researches and theories, and including his major work in animal mechanics (vol. 3), "one of the few classics in which a speculative approach to the bare facts of comparative anatomy is even attempted" (Cole, *History of comparative anatomy* [1949] 24; also 425–34 reproducing illustrations). A few of the highlights of this section of the *Essais* are an ingeniously illustrated discussion of the different types of valves in the vascular system, the first illustrations of certain mechanisms in fish, and the first accurate description and illustration of the lower larynx of a bird and its association with bird sound. Some other topics covered in the *Essais* are acoustics, theories of the circulation of sap in plants, and preformation. According to Blumenbach's notes, the plates are by Sebastien Le Clerc, the master engraver who frequently illustrated Perrault's works. This set has the signature of J. T. Mayer and probably belonged either to Mayer the elder, Göttingen astronomer and mathematician (see D.S.B.) or his son, also a mathematician. Although Cole gives a detailed discussion of this work, this edition is not present in the Cole collection. D.S.B. Cole I 679 & Waller 11421 (1721 ed.).

408. [PERRAULT.] *Description anatomique de divers animaux dissezés dans l'Académie Royale des Sciences*. . . . Seconde édition. Augmentée d'une découverte particulière touchant la veüe. 4to. 25 x 18 cm. 27, 120pp. 5 folding copperplates by Sebastien Leclerc (1637–1714) illustrating each of the animals in their natural habitats with diagrams of their internal organs. Contemporary blind-stamped vellum, gilt spine, upper edges of covers restored. Fine copy. BLUMENBACH's signature on verso of title. Paris: Laurent d'Houry, 1682. \$500

Second edition of the third publication of the Académie, which "laid the foundations of our modern knowledge of comparative anatomy" (Cole, *History of comparative anatomy* [1949] 396). This preliminary report was incorporated into the elaborate large folio *Mémoires pour servir à l'histoire naturelle des animaux* (1676) edited by Perrault. Of course that magnificent work of 1676 would now be worth roughly 10 times what we are asking for the 1682 edition. Our edition also contains the third edition of Edmé MARIOTTE's (d. 1684) *Nouvelle découverte touchant la veüe* (1668) which contains his controversial discovery of the blind spot in the retina. D.S.B. Cole I 675.

409. PEYER, Joh[ann] Conr[ad] (1653–1712). *Parerga anatomica et medica*. . . . reliqua sex. 8vo. 15.6 x 8.8 cm. 140, [12]pp. Striking engraved title & 1 folding plate. 18th century boards, rubbed. Dampstaining, but a very good copy. Signature of BLUMENBACH on title & "Gotha, 1767" in his hand. His annotations on c. 5 leaves. Amsterdam: Wetsteen, 1682. \$275

Second edition, part two only, which is complete in itself. The collection includes new material related to the *Exercitatio anatomica-medica de glandulis intestinorum* (G-M 1100, "Peyer's Patches"), a second edition of Peyer's *Methodus historiarum anatomico-medicarum*, gynecological material, and notes on Peyer's 1681 experiments in

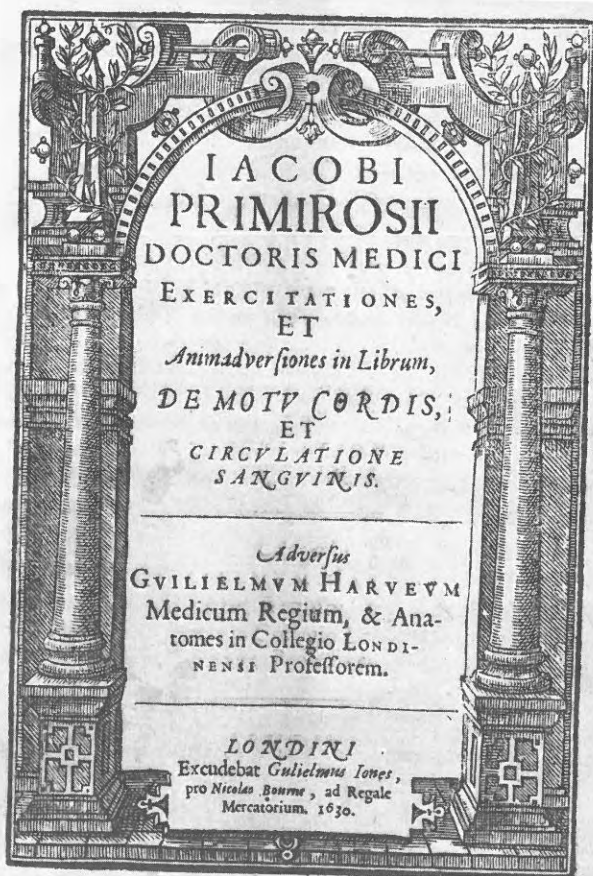
resuscitation, in which he succeeded in maintaining artificial cardiac activity for several hours. This book must have been one of Blumenbach's earliest acquisitions, as it bears his signature at 15 years old. D.S.B. B.M.C. XX 130 citing both Geneva, 1681 & Amsterdam, 1681-82, in 2 parts. Osler 3665 & Waller 7362 (above ed.).

410. {1} PHARMACOPOEA HANNOVERANA. 8vo. 19.8 x 11.8 cm. xv, 396. [1]pp. {2} NEUE ARZNEYTAXE für die Königlich. -Hannoverschen Lande. Oblong 4to. 21 x 25.5 cm. iv, 61; [4], 4, [2]pp. Both in contemporary paste-paper boards, rubbed. Very good set. Hannover: Hahn, 1819. \$100

FIRST EDITIONS. The Hannover formulary with accompanying official price list for the various drugs, including supplement with price changes after 1820.

411. PHARMACOPOEIA GUYENSIS. Pharmacopoeia in usum nosocomii. . . . 8vo. 15.5 x 9.5 cm. [8], 216pp. 2 leaves of tables. Original wrappers, uncut, hinges crudely repaired with tape but internally clean & fine. London: [Printed by the Philanthropic Society & for sale at the hospital, 1826]. \$75

Guy's Hospital formulary for 1826, PRESENTATION INSCRIPTION on title from Richard STOCKER, the hospital pharmacist.



420.

412. {1} PHILIATER [BARNER, Jacob (1641-86)?]. Machiavellus medicus, seu ratio status medicorum, secundum exercitium chymicum delineata. . . . [28]pp. Strasbourg, 1698. {2} JUNGKEN, Johann Helffrich (1648-1726). Beschreibung . . . einer . . . Panacea und tinctura aurea. . . . 32pp. Occasional underlining. Frankfurt: Hermann von Sand, 1697. {3} WEIGEL, Erhard (1625-99). Collegium curiosum repetitiae demonstrationis, cum catalogo specimen novorum. [12]pp. Jena: Bauhofer, [1677?]. 3 works in 1 vol., 8vo. 19.1 x 15.5 cm. Modern boards. Very good copies. [1677]-98. \$200

{1} FIRST EDITION? Attributed to Jacob Barner, a pupil of Sennert and follower of van Helmont. Hirsch. Waller 684. Not shown in Duveen, Ferguson or Neu with Barner's other works.

{2} FIRST EDITION? On potable gold, etc. See Thorndike VIII 390-93. Not recorded with Jungken's other works in Duveen, Ferguson or Neu.

{3} "Curiosities" in mathematics, physics, etc. presented by the mathematician / astronomer, Erhard Weigel of Jena. N.B.G.

413. PHRENOLOGY. Umriss der Phrenologie. Zur Förderung des Ausbaues einer Naturgemässen Geisteskunde . . . von S. Ed. HIRSCHFELD. 8vo. 22 x 14 cm. vi, 105pp. Text illustrations. Original upper printed wrapper preserved, uncut & unopened, spine clumsily repaired with tape. Internally very good. Bremen: Heyse, 1844. \$75

ONLY EDITION?

414. PINEAU (Pinaeus), Severin (d. 1619). Opusculum physiologum, anatomicum . . . notas primo integritatis & corruptionis virginum, deinde graviditatem, & partum naturalem mulierum, in quo ossa pubis & illium distrahi. . . . 8vo. 15.2 x 9 cm. 23, 141pp. 2 folding woodcuts & text woodcuts. 18th century boards. Title & a few other leaves lightly stained but a very good copy. BLUMENBACH's signature & date 1774 on title. Frankfurt: Palthenius, 1599. \$175

Second edition (first apparently in 2 issues, 1597 & 1598). "It is stated that the German [i.e. Frankfurt?] edition was prohibited by the magistrates. The chief interest of the book now relates to the supposed separation of the pubic bones during parturition . . ." (Osler 3679 citing 1597 ed.). Waller 7452 (1598). Durling 3655. Hirsch.

415. PITCAIRN, Archibald (1652-1713). {1} Dissertationes medicae. . . . [4], 140pp. Rotterdam: Leers, 1701. {2} Elementa medicinae physico-mathematica. . . . [48], 222, [18]pp. The Hague: Scheurleer, 1718. 2 works in 1 vol., 4to. 20 x 16 cm. Late 18th century boards. Occasional foxing & marginal dampstaining but very good copies. Occasional annotations, some possibly in BLUMENBACH's hand. 1701-18. \$275

{1} FIRST EDITION of Pitcairn's shorter writings with {2} probably second edition of his lecture course at Leiden. These two comprise the principal medical works of Pitcairn, including his inaugural address at Leiden in which, under the influence of Newton, he launched his campaign for "mathematical physick," and the lectures in which he developed his radical program that was to be

so influential in the early decades of the century. Much of Hales' *Haemastatics* (1733) was conceived as an experimental response to Pitcairn's hydraulic theories and Newtonian approach. D.S.B. Waller 7475 (3rd ed. of {1}). Osler 3683 & 3684 & Reynolds 3364 (English trans. of {1} & {2}).

416. PLINIUS SECUNDUS, Caius (23–79). *Historiae naturalis libri XXXVII ex recensione Joannis HARDUINI* (Jean Hardouin, 1646–1729) . . . studiis Societatis Bipontinae. 5 vols., 8vo. 20.1 x 12.2 cm. c. 2000pp. Contemporary pastepaper boards, gilt leather labels, a little rubbed. A little light foxing, but a fine set. c. 30 line note in BLUMENBACH's hand laid in & his annotations on c. 5 leaves in vol. 2 (on animals). Biponti (Zweibrücken): Ex typographia Societatis, 1783–84. \$200

The Editiones Bipontinae printing of Pliny, based on the text established by Hardouin (1685) for the celebrated Delphin Classics, prepared for the son of Louis XIV. The laid-in note in BLUMENBACH's hand has interesting references to Malpighi, Sanctörinus, Charles II of England and James Keil, and Pliny. Re the text see Sandys, *History of classical scholarship II* (1967) 292, 298 & 396.

417. PORZIO, Simone (1497–1554). {1} *De coloribus libellus* [of ARISTOTLE] . . . Latinitate donatus, & commentariis illustratus. . . . [Text in Greek & Latin.] 197, [3]pp. Florence: Torrentino, 1548. {2} *De coloribus oculorum*. . . . 57pp. Ibid., 1550. 2 works in 1 vol., 4to. 21 x 14.5 cm. 18th century boards. Marginal foxing but very good copies. BLUMENBACH's signature on verso of title of {1} & his annotations on c. 10 leaves. Contemporary inscription on title & some contemporary annotations in {2}. 1548–50. \$500

{1} FIRST EDITION of Porzio's translation and commentary on Aristotle on color with {2} the philosopher / physician's own treatise on eye color. Aristotle dealt with practically all color phenomena in nature, often reaching odd conclusions. Nevertheless his views prevailed up to the time of Boyle and Newton, and even Goethe. Birren, *History of color in painting* (1965) 16–17. Hirsch. Durling 3742 {2}. B.M.C. XX 733{1}.

418. POSEWITZ, Joh[ann] Friedr[ich] (1766–1805). *Bestimmungen des durch die Gefäss-und Nervenporen entweichenden flüchtigen Stoffs*. 8vo. 18 x 11.5 cm. 96pp. 1 plate. Original wrappers, spine cracked, but a fine copy. BLUMENBACH's signature on front pastedown & his autograph label on spine. Giessen: Tasché . . . , 1803. \$75

FIRST EDITION. Hirsch.

419. POSTHIUS, Johannes (1537–97). *Observationes anatomicae* [in Realdi Columbi Cremonensis anatomiam]. 8vo. 16.5 x 10 cm. 497–519pp. 18th century pastepaper wrappers with copper overlay. Foxing, but a good copy. Frankfurt: Fischer, 1593. \$50

Posthius' commentary, extracted from the 1593 edition of Colombo, with a *manuscript* title page identifying the edition and apparently a copy of the preface, also in manuscript, on verso of title. BLUMENBACH's occasional marginal notations indicate that he read the text. Hirsch. Durling 995 (1593 Colombo; the original 1590 ed. of Posthius is not cited in Durling).

First Printed Attack on Harvey's Work

420. PRIMROSE, James (c. 1598–1659). *Exercitationes et animadversiones in librum, De motu cordis*. . . . 4to. 18.5 x 14.5. [12], 108pp. 18th century boards. Slight browning but a fine copy. BLUMENBACH's manuscript label on spine & his signature on free endpaper. London: William Jones for Nicolas Bourne, 1630. \$3750

FIRST EDITION of the first printed attack on Harvey's book (1628), by an author whom Harvey had examined and passed as a licentiate of the College of Physicians only a few months previously. Primrose "was not only congenitally unable to accept new ideas, but had a compulsive urge to combat them in print, as can be seen from his various publications. He said that he 'wrote in fourteen days' his refutation of the work that had occupied Harvey for over twenty years. It is difficult now to read with patience the 'arguments' advanced by Primrose and his like. The book consists, as Robert Willis wrote . . . 'of obstinate denials, sometimes of what may be called perversion of statements involving matters of fact, and in its whole course appeals not once to experiment as a means of investigation'" (Keynes, *Life of William Harvey* [1966] 320; also 448). *Of considerable rarity*. Weil, "Echo of Harvey's *De motu cordis*," *J. hist. med.* XII (1957) 168. STC 20385. Osler 724. Wellcome I 5250. Waller 7641.

421. PURKYNĚ, Jan Ev[angelista] (1787–1869). *Subiectae sunt symbolae ad ovi avium historiam ante incubationem*. 4to. 24.5 x 19.5 cm [4], 22, [2]pp. 2 lithographs. Original wrappers. Fine copy in a cloth case. Vratislava (Breslau, now Wrocław, Poland): Typis Universitatis, [1825]. \$1000

FIRST EDITION. G-M 476. Discovery of the germinal vesicle ("Purkyně's vesicle") on the spot of the yolk where the embryo develops. Later identified with the cell nucleus, this formed a bridge between the large avian egg and the small ova of other animals. It also stimulated the work of von Baer that led in 1827 to the discovery of the ovum in mammals. Purkyně's paper was presented on 19 September, 1825 in honor of the fiftieth anniversary of Blumenbach's M.D. degree. *Of obvious rarity*. Kruta, J. E. *Purkyně, physiologist* (1969) 81.

422. QUEDNOW, Carl Friedrich. *Beschreibung der Alterthümer in Trier (in Germany near Luxembourg) und dessen Umgebungen aus der gallisch-belgischen und römischen Periode*. . . . 2 vols. in 1, 8vo. 20.2 x 12.1 cm. 54; 176pp. Engraved title. *Lacks the 28 plates*. Contemporary half calf, gilt labels, rubbed. Very good copy. Trier: Leistenschneider & Bonn: Weber, [1820]. \$50

FIRST EDITION. BMC XX 1153.

423. RAHN, Johann Heinrich (1749–1812), *praeses*. *Exercitationum physicarum de causis physicis mirae illius, tum in homine, tum inter homines, tum denique inter cetera naturae corpora sympathiae*. Parts 1–7 (complete) in 1 vol., 4to. 19 x 16 cm. 38; 63; 50, [2]; 43; 34, [2]; 28; 42 pp. Contemporary boards. Fine copies. BLUMENBACH's manuscript label on spine. Zurich: Gessner, 1786–94. \$200

FIRST EDITIONS. Part 2 is a detailed examination of animal magnetism. Hirsch.

424. RAHN. Briefwechsel mit seinen ehemaligen Schülern. 2 vols., 8vo. 20 x 13.5 cm. viii, 550; [4], 479pp. Original boards, uncut. Spine of vol. 1 restored. Fine set. BLUMENBACH's signature on front pastedown in vol. 1 & a few notes on early pages. Zurich: Füesslin, 1787 & Ziegler, 1790.

\$125

FIRST EDITION.

425. RATHKE, Heinrich (1793–1860). Zur Morphologie Reisebemerkungen aus Taurien. 4to. 27 x 22.5 cm. 192pp. Extensive errata leaf after introduction. 5 copperplates engraved by F. Lehmann after drawings by the author (4 beautifully hand-colored). Original wrappers. Occasional light foxing, but a fine copy. Riga & Leipzig: Frantzen, 1837.

\$125

FIRST EDITION. See G-M 480 & 483. Cole II 286. B.M.C. (N.H.) 1648.

426. RATIER, F[elix] (1796–1866). Formulaire pratique des hôpitaux civils de Paris. . . . 12mo. 14.7 x 9.2 cm. cvi, 375pp. Original printed wrappers, uncut, a little soiled & chipped but a fine copy. Paris: Baillière, 1823.

\$125

FIRST EDITION. According to the preface this was the first attempt at a general formulary based on the individual practices of the various Paris hospitals. It went through at least four French editions and was translated into English and Italian. Hirsch.

427. RAUWOLF, Leonhard (c. 1540–96). Aigentliche Beschreibung der Raisz . . . inn die Morgenländer fürnemlich Syriam, Iudeam, Arabiam, Mesopotamiam, Babyloniam, Assyriam, Armeniam, usw. . . . 4to. 20.5 x 15 cm. [16], 487pp. Title in red & black with woodcut vignette, vignettes also on part titles. Contemporary blind-stamped pigskin over oak boards, remains of clasps, paper label on spine. Very light dampstaining in outermost edge of upper & lower margin but a fine copy with the binding in a beautiful state of preservation. Signature of BLUMENBACH on verso of title & his notations on back endpaper & occasionally in text [Laugingen: Reinmichel], 1582.

\$1000

FIRST EDITION. Rauwolf was the first modern physician/botanist to collect and describe the flora of the Near East beyond the Levantine coast, and the above is his account of his difficult and often dangerous journey to such places as Tripoli, Aleppo, Baghdad, Jerusalem and Constantinople. Not only was Rauwolf the first to collect the plants of the Near East, but he was the only one to do so in any detailed way for over 200 years, such were the difficulties of travel in the region.

In addition to recording his botanical observations, Rauwolf wrote on the people and customs, and was the first European to describe the preparation and drinking of coffee, and to give a detailed account of the routine of a Turkish bath. His observations on Christians and Moslems from the point of view of an early Protestant pilgrim are also of historical interest.

As a tribute to Rauwolf's botanical contributions, which also included studies of the flora of Switzerland and Germany, and an herbarium of 834 specimens, a genus of tropical plants (*rauwolfia*) was named after him, the alkaloids of which are used today in tranquilizers, etc. Dannenfeldt, *Leonhard Rauwolf* (1968). See D.S.B. article by Dannenfeldt for good summary. Not in Durling. Wellcome & Pritzel cite 1583 eds. only.

428. RAY, John (1628–1705). The wisdom of God manifested in the works of the creation. 12mo. 16.4 x 9.2 cm. 328pp. Contemporary calf, rubbed, but a very good copy. Lower margin of title cut away. Booklabel with BLUMENBACH's signature, his annotations on *approx.* 20 leaves & his page refs. on endpapers. Glasgow: Duncan, 1750.

\$150

"12th edition," according to the title, but actually appearing in between the 11th (1743) and 12th (1759) London editions. "More than any other single book it initiated the true adventure of modern science, and is the ancestor of *The origin of species* or of *l'Evolution créatrice*" (Keynes, Ray bibliography, p. 92, quoting Raven's biography of Ray). Keynes 72. Osler 980 (10th ed. only).

429. REGA, Hendrik Joseph (1690–1754). Tractatus medicus de sympathia. . . . 8vo. 17.5 x 10 cm. [8], 348, [12]pp. Contemporary half calf, rubbed. Very good copy. Bookplate & signature of D. Gesenius on verso of title. Frankfurt & Leipzig: Fleischer, 1762.

\$95

Third edition. Rega was a follower of Friedrich Hoffmann's doctrine of sympathies. Hirsch. Bass 615. Waller 7808.

430. REICHARD, Christoph W. E. De pediculis inguinalibus insectis et vermibus homini molestis. 4to. 20 x 16 cm. [2], 51, [2]pp. 3 copperplates & text illustrations. Contemporary marbled boards. Fine copy. BLUMENBACH's brief autograph note on title. Erfurt: Hering, [1759].

\$75


Dissertation on insect pests which infest man, such as ticks, lice, fleas, etc. BMC XXI 327.

431. REIL, Johann Christian (1759–1813). Ueber die Erkenntniss und Cur der Fieber. 4 vols., 8vo. 22 x 13 cm. c. 2400pp. Original boards, uncut. Occasional light foxing but a fine set. BLUMENBACH's signature on pastedown of vols. 1–3, his page no. refs. in all vols. & his notes on 2 leaves. Halle: in der Curtschen Buchhandlung, 1797–1802.

\$375

FIRST EDITION. Reil's most famous book. Drawing on the concept he developed in his influential 1795 monograph on *Lebenskraft* (G-M 596), he took a physiochemical approach to fevers, proposed a pathological chemistry and formulated plans for a new pharmacology based on these ideas. A fifth volume was published posthumously in 1815 by Nasse. D.S.B. (giving date of vol. 1 as 1799). Not in Waller.

432. RELATIO TRIPLEX DE REBUS INDICIS: I. R.P. Cornelii BEUDINII, dicti GODINEZ (d. 1650), martyrrium. [By du Toict?] II. Caaiguarum gentis mores, coepta conversio [by Nicolas DU TOICT (1611–89)]. III. Elogium R. P.



S123. White.

Adriani KNUDDE, dicti CRESPI [translated from the Spanish MS. by du Toict]. 8vo. 15.2 x 8.8 cm. 70pp. Portrait of Beudin in text. 18th century calf, gilt, rubbed. Very good copy. Göttingen stamps on verso of title. BLUMENBACH's annotations on 7 leaves. Antwerp: Meurs, 1654. \$375

FIRST EDITION. Contains accounts of the life and martyrdom of Father Beudin in Mexico, the conversion of the Caaguai Indians of Paraguay, and the life of Father Knudde of the Paraguay mission. Brown II (1600-1658) 442. Sabin 69246. Not in Bell.

433. REUSS, I[Jeremias] D[avid] (1750-1836). Repertorium commentationum . . . Scientia naturalis. Tom. I. Historia naturalis, generalis, et zoologia. 4to. 22 x 18.3 cm. [4], iv, 74, xx, [75]-574pp. Original boards, uncut. Spine fragile but a fine copy. Göttingen: Dieterich, 1801. \$75

FIRST EDITION, vol. I only. The first of a 16 vol. sequence published from 1801-21, by the Göttingen librarian. Hirsch. B.M.C. (N.H.) 1687 (first 2 vols. only).

434. RHODE, Johann (1587-1659). De acia dissertatio ad Cornelii CELSI mentem. 4to. 21.8 x 15.5 cm. [30], blank, 183, [3]pp. 4 plates & text woodcuts. Contemporary calf, head of spine restored. Occasional foxing. Very good copy. Booklabel with BLUMENBACH's signature. Padua: Frambotti, 1639. \$375

PRESENTATION INSCRIPTION FROM AUTHOR on title: "Ex donatione Auctoris [illeg.]/1658/Paravii." The Danish-born Rhode taught at Padua, where he died in 1659, which tends to verify the inscription.

FIRST EDITION. On ancient fasteners, including ornamental pins, along with the *fibula* and other forms of surgical suture used in antiquity. Rhode combined classical scholarship with medicine and based this study on Celsus. Hirsch. Osler 3795. Waller 14722 & Wellcome II 320 (1672 ed.).

435. RHODE. Antiquitates . . . a summis viris Cornelio Celso & Johanne Rhodio . . . de acia pondere & mensuris . . . revocatae per V.J.B.T. 4to. 18.7 x 15.7 cm. [20], 5-76, 218, [24]pp. 4 plates & many text woodcuts. 18th century boards, worn. Foxing. Good copy. BLUMENBACH's signature with date 1774 on verso of title, spine label in his hand & his annotations on 7 leaves, including ref. to another work on antiquities in this collection (see under Smet). Lund, 1691. \$200

Later edition, with many more illustrations, a section on Roman weights and measures, and a life of Celsus. Rhode's life of Celsus is often found in editions of the latter. This expanded version of *De acia* first appeared in 1672 under the editorship of T. Bartholin. The present edition follows the pagination of the 1672 edition very closely. See Waller 14722, Wellcome II 320 & Osler 3795.

436. RICHTER, Ernst Eusebius. *Digesta medica, seu decisiones medico-forenses*. . . . [Text in German.] 4to. 20.4 x 16.7 cm. [32], 884, [16]pp. 18th century boards, rubbed. Very good copy. HERBST's signature & date 1833 on endpaper. Leipzig & Budissin: Richter, 1731. \$150
FIRST EDITION? Not in Hirsch or B.M.C.
437. RIDLEY, Henry (Humphrey) (1653–1708). *Anatomia cerebri . . . ex Anglica fideliter translata*. 8vo. 19.9 x 11.5 cm. [16], 214pp., adverts. 5 folding plates [after drawings by William COWPER (1666–1709)]. Late 18th century marbled boards, gilt leather label, slightly rubbed. Very good copy. Leiden: Langerak, 1725. \$500
FIRST EDITION IN LATIN. The English original was the first work in neuroanatomy written in English. Although coming on the heels of Willis and Vieussens, Ridley made important additions. He gave one of the first descriptions of the restiform body, the intracavernous venous sinuses, and the venous drainage of the corpus striatum. The sinus circularis is known eponymically as Ridley's sinus. The fine plates are after drawings by surgeon/anatomist William Cowper. Garrison/McHenry 64 & 66 illustrating title of English edition (1695). Dobson. D.N.B. Waller 7977 & Osler 3805 (this ed. only).
438. RIGBY, Edward (1747–1821). *Versuch über den Ursprung der thierischen Wärme, nebst ihrer Anwendung in der Heilart der Hautausschläge . . . Mit Anmerkungen aus dem Englischen übersetzt von D. August . . . DIEL (1756–1839)*. 8vo. 19.5 x 10.8 cm. [8], 216pp. Contemporary half calf, a little rubbed. Endpapers discolored but otherwise a fine copy. Altenburg: Richter, 1789. \$175
Probably FIRST EDITION IN GERMAN. On treatment of cutaneous and some other diseases, with notes by the translator. For Rigby's work on uterine haemorrhage see G-M 6158. D.N.B. Hirsch.
439. ROOSE, Theodor (1771–1803). *Grundzüge der Lehre von der Lebenskraft*. 8vo. 18.5 x 11.5 cm. vi, [2], 320pp. Original wrappers, uncut. Front wrapper torn & light foxing but a fine copy. Signature of BLUMENBACH on back of front wrapper. Braunschweig: Thomas, 1797. \$150
FIRST EDITION. The major work of this "romantic" physiologist. Hirsch.
440. ROOSE. *Ueber die Krankheiten der Gesunden. Für gebildete Nichtärzte*. . . . 8vo. 17.2 x 10 cm. xxiv, 472pp. Contemporary pastepaper boards, a little rubbed. Very good copy. Göttingen: Dieterich, 1801. \$85
FIRST EDITION. Although the title might suggest a joke, this is actually a serious work for the educated layman.
441. ROSEN VON ROSENSTEIN, Nils (1706–73). *Anweisung zur Kenntniss und Kur der Kinderkrankheiten. Uebersetzt und mit Zusätzen von Joh. Andreas Murray (1740–91) . . . mit Anmerkungen von Just Christian Loder (1753–1832) . . . und von Wilh[elm] . . . Buchholz (d. 1814)*. 8vo. 18 x 10 cm. 40, 808, [16]pp. Pp. 33–40 of introduction misbound at end. Contemporary marbled boards, slightly rubbed. Title lightly foxed but a fine copy. Göttingen: Dieterich, 1798. \$125
Sixth edition in German. See G-M 6323. Waller 8177 (showing this as 8th edition in German chronologically). See Hirsch re editors of the text.
442. RUDOLPHI, Karl Asmund (1771–1832). *Grundriss der Physiologie*. 2 vols. in 3, 8vo. 19.5 x 11.5 (vol. 2, pt. 2 slightly larger). c. 1200pp. Vol. 1 & Vol. 2, pt. 1 in contemporary pastepaper boards. Vol. 2, pt. 2 in original boards, uncut. Covers worn but internally a fine set. Berlin: Dummer, 1821–28. \$200
FIRST EDITION of Rudolphi's influential textbook of physiology. Rudolphi held the first joint chair of anatomy and physiology at the University of Berlin, where Johannes Müller was his pupil. It was Rudolphi's concept of vitality, in which a living organism could be induced by stimuli to react, that Müller developed further. Rudolphi also laid the foundation for all subsequent systematic research on parasitic worms (G-M 2449). D.S.B. Rothschild 169. Waller 8296 (vol. 1 & vol. 2, pt. 1 only).
443. RUYSCH, Frederik (1638–1731). *Dilucidatio vularum in vasis lymphaticis, et lacteis*. 12mo. 13 x 7 cm. [8], 88pp. 7 plates (2 folding). Contemporary boards, hinges repaired. Very good copy. Leiden: Moukee, 1687. \$375
Second edition? See G-M 1099. Discovery of the valves of the lymphatics. Ruysch succeeded in demonstrating their presence in 1665, thus ending controversy about the course of the lymph. Reynolds 3660 (this ed.). Waller 8338 (Dutch trans.). D.S.B. (giving 1667 for second ed.). Hirsch (giving 1687 as above for second).
444. RUYSCH. *Curae posteriores seu thesaurus anatomicus*. . . . 4to. 24.3 x 18.8 cm. [10], 31, [1]pp. *Plates in photostat*. Half antique calf. Very good copy. Amsterdam: Jansson-Waesberg, 1724. \$200
FIRST EDITION. Catalogue of new preparations, including some botanical, made by Ruysch after he sold his original collection in 1717 to Peter the Great (described in the 10 books of the *Thesaurus anatomicus* Ruysch published between 1701 and 1716; G-M 389). D.S.B.
445. SABATIER, [Raphael Bienville] (1732–1811). *Traité complet d'anatomie*. . . . 3 vols., 8vo. 19.4 x 11.8 cm. c. 1500pp. Contemporary mottled calf, richly gilt spines, rubbed. Very good set. BLUMENBACH's notes on c. 5 leaves. Paris: Didot, 1781. \$100
Second edition, essentially a reprint of the first (1774). Sabatier was a leading anatomist and surgeon in his day, and held a number of influential positions. He instructed many important later figures, most significantly, Pierre Desault. Leonardo. Hirsch.
446. SACHS, Ludwig Wilhelm (1787–1858). *Die Cholera. Nach eigenen Beobachtungen in der Epidemie zu Königsberg im Jahre 1831*. IN: *Verhandlungen der physikalisch-medicinischen*

Gesellschaft zu Königsberg über die Cholera 2, pts. 1 & 2. liv, 370, [1]pp. Original printed wrappers, uncut. Fine copy. Königsberg: Borntträger, 1832. \$100

FIRST EDITION. With an appendix on the chemical analysis of the excrement and blood of cholera patients by F. P. Dulk. Hirsch.

447. SACHS VON LEWENHAIMB, Philipp Jakob (1627–72). [In Greek letters]: *Gammarologia*. . . . 8vo. 15.5 x 9.5 cm. [44], 962, [2]pp. *Lacks final 76pp.* (probably index). Folding fronts & 10 plates. Contemporary vellum, edge of back cover worn. Occasional foxing. Very good copy. BLUMENBACH's annotations on c. 10 leaves. 12 additional leaves at end with alphabetical headings & occasional notes (c. 10 lines total) probably in his hand. Old inscription & small stamp on title. Frankfurt & Leipzig: Sumptibus Esaiae Fellgibelli, 1665. \$200

FIRST EDITION. On crustaceans. Sachs gave an early description of the pulsating heart of a crab. Cole, *History* 138. Hirsch. Cole I 662. Nissen 3545 (giving date as 1645; no other reference shows this however).

448. SALTSMANN (Salzmann), Joh[ann] Rudolph (1574–1656). *Varia observata anatomica hactenus inedita*. Edente Theodoro Wynants. 12mo. 13.3 x 7.2 cm. 72pp. including engraved title. 18th century boards. Occasional light foxing but a fine copy. BLUMENBACH's signature on verso of title & his annotations on 2 leaves. 17th century signatures in margin of engraved title. Amsterdam: Konynenberg, 1669. \$125

FIRST EDITION. The observations were made between 1601–13, probably at Strasbourg where Saltsmann taught. Hirsch. Waller 8433.

449. SANDIFORT, Ed[uard] (1742–1814). *Exercitationes academicae*. 4to. 24.5 x 20 cm. [6], 50, [2]pp. 7 folding copperplates. Contemporary boards, a little rubbed. Fine copy. BLUMENBACH's manuscript label on spine. Leiden: Luchtmans . . . , 1783. \$100

FIRST EDITION. Sandifort was successor to Albinus in the chair of anatomy and surgery at Leyden. This is the first volume of a collection of medical papers on skulls, of which a second volume appeared in 1785. However our first volume is complete in itself. Choulant/Frank 312–13. See G-M 2278, 2734.2.

450. SANDIFORT, G[erard] (1779–1848). *Aanmerkingen omtrent de breuk van den hals van het dijebeen*. 4to. 27 x 22.5 cm. 19, [2]pp. 2 folding copperplates of bones & joints engraved by Veelwaard after drawings by the author & dated 1826. Original boards, uncut. Fine copy with Blumenbach's signature on front pastedown. [Leiden?, 1826?] \$75

Without separate title page. By the son of Eduard Sandifort. See Hirsch.

451. {1} SANTORINI, Gio[vanni] Domenico (1681–1737). *Observationes anatomicae*. [12], 250pp. 3 folding copperplates. Venice: Recurti, 1724. {2} MORGAGNI, Gio-

vanni Battista (1682–1771). *Adversaria anatomica prima* [-tertia]. 3 vols. [8], 48; [6], 99; [4], 111pp. 4 copperplates in vol. 1. Bologna: Pisarro . . . , 1706 & Padua: Cominus, 1717. 4 works in 1 vol., 4to. 27.5 x 20 cm. Contemporary vellum. Foxing, but very good copies. Signature of BLUMENBACH dated 1774 on first Morgagni title (bound at front of volume) & occasional notes by Blumenbach in text. 1706–24. \$1250

{1} FIRST EDITION. G-M 392. Dedicated to Peter the Great, Santorini's work describes the four major discoveries for which he is remembered eponymically: (1) Santorini's cartilage: the corniculate cartilages of the larynx. The name is also applied at times to the highest of the turbinate series in the nasal chambers; (2) Santorini's vein: the emissary vein through the parietal foramen; (3) Santorini's duct: the accessory duct of the pancreas; (4) Santorini's caruncula: C. major—Vater's papilla. C. minor—orifice of the accessory duct into the duodenum. Choulant/Frank 262–63. Dobson 182. Waller 8474. Not in Osler, Cushing, or Reynolds.

{2} FIRST EDITIONS of the first three volumes of Morgagni's anatomical studies. He published three additional *Adversaria* from 1717–19. "*The Adversaria* . . . is a series of researches on fine anatomy conducted according to the tradition established by Malpighi, although Morgagni showed greater caution in the use of the microscope and in making anatomical preparations. Morgagni's profoundly inquiring intellect is apparent in even this early work. Despite the modesty of its title—'Notes on anatomy'—Morgagni's book actually records a whole succession of discoveries regarding minute organic mechanisms, including the glands of the trachea, of the male urethra, and of the female genitals. These represent new contributions to the mechanical interpretation of the structure of the organism . . ." (D.S.B.). The description of Morgagni's columns, of the anal canal, first appears in *Adversaria III* above. Dobson 148. Waller 6669 & Osler 1182 (collected ed.).

452. SANTORIO, Santorio (1561–1636). *De statica medicina*. . . . 12mo. 12.5 x 7 cm. [10], 71 ff. 18th century calf. Head & foot of spine rubbed, but a fine copy. Booklabel with BLUMENBACH's signature. Venice: Marco Brogiolo, 1634. \$200

Early edition (first, 1614). See G-M 573. Foundation of the physiology of metabolism, which introduced to the science exact methods of measurement, pulse counting, temperature determination, and weighing. The original edition of this little book is of the utmost rarity, and virtually unobtainable. Our 1634 edition is the earliest cited in Waller (8477), which also lists 10 later editions. D.S.B.

453. SCARPA, Antonio (1747–1832). *De structura fenestrae rotundae auris, et de tympano secundario anatomicae observationes*. 8vo. 20.5 x 14 cm. 141pp. 2 folding copperplates drawn & engraved by Ant[onio] Butafogo. Contemporary boards. Some foxing but a very good copy. Blumenbach's manuscript label on spine & Herbst's signature on free endpaper. Modena: Apud Societatem Typographicam, 1772. \$600

FIRST EDITION. G-M 1550. Scarpa's first scientific work, a comparative anatomical investigation of the ear, suggested to him by Morgagni, in which he offered a more accurate and complete description of the osseous labyrinth and demonstrated the true function of the round window. "The fenestra rotunda of the osseous laby-

(all but one included in pagination). Amsterdam: van Somer, 1671. {3} VERDUYN, Pieter (1625-c. 1700). *Neue Methode die Glieder abzunehmen*. . . . 32pp. 7 plates. Amsterdam: Wolters, 1697. 3 works in 1 vol., 8vo. 18.5 x 11.3 cm. Contemporary vellum, outer edges restored. Resewn but fine copies. Contemporary signature on first title. 1671-97.

\$1250

{1} Revised edition of the best-illustrated general surgical treatise of the 17th century, first published in 1655. Tiling's edition contains two appendices with continuous pagination but separate title pages dated 1692 and 1693. One contains 10 plates; the other contains a Latin translation of surgical observations by Verduyn (see {3}) and 3 plates. See G-M 5571. Zimmerman & Veith 249-52. Waller 8788 & Cushing S 173 (both with variant title mentioning Lamzweerde {2}).

{2} FIRST EDITION. An illustrated appendix to Scultetus, including one of the earliest illustrations of a human blood transfusion. Lamzweerde's observations are plagiarized from Pietro de Marchetti (1589-1673) according to Hirsch. Apparently the 1693 revised edition of Scultetus could be had with general title as in Waller & Cushing, in which the Lamzweerde appendix has slightly different pagination, or without, as in our copy, which appears to have been bound up with the original Lamzweerde sheets of 1671 (corresponding to Waller 5533) to make up the revised Tiling edition. We also note that this copy contains an additional title, but no text, for Lamzweerde's *Chirurgiae, veteris ac modernae promptuarium*, Amsterdam, 1672, which precedes the Lamzweerde appendix. See Wellcome III 440 (1672 edition of appendix). Peumery, "Origines de la transfusion sanguine," *Clio Medica* (1974) 41-43 reproducing illustration.

{3} FIRST EDITION IN GERMAN. Verduyn's famous flap incision method in amputation, which he first described in simultaneous Latin and Dutch editions in 1696. Although early writers considered this a plastic operation, Zeis (Zeis-Patterson 191) argued against its inclusion in the plastic surgery field. See Orr 435 (later ed.). Waller 9877. Hirsch.

459. SCHUYL, Florens (1619-69). *Pro veteri medicina*. 12mo. 12.9 x 7.3 cm. [8], 185, [1]pp. Folding plate. Contemporary boards, a little rubbed. Light dampstain on some leaves but a very good copy. BLUMENBACH's signature on verso of title & his note on fly-leaf. Leiden & Amsterdam: Gaasbeek, 1670. \$200

FIRST EDITION. A vigorous defense of Le Boë (Sylvius, 1614-72) against the attack of Le Vasseur. Le Boë's iatrochemical theories (see G-M 2197 & 2321) were frequently under French attack. Blumenbach's note suggests that this posthumous work supposedly by Schuyt may have been by Le Boë himself. Schuyt is better known as the translator of Descartes' *De homine* (1662). Hirsch. Garrison 261-62.

460. [SCHWABE, Johann Joachim (1717-84), ed.] *Allgemeine Historie der Reisen zu Wasser und Lande oder Sammlung aller Reisebeschreibungen*. . . . Vols. 1-18 & 21. 4to. 24 x 18.8 cm. *Lacks vols.* 19 & 20. c. 15,000pp. Over 500 plates after Gravelot, Eisen, etc. & maps by Bellin (many large folding). Vols. 1-11 in contemporary vellum & vols. 12-18 & 21 in pastepaper boards of slightly later date. A little rubbed but a very good to fine set. BLUMENBACH's signature on pastedown in vol. 14 & his page no. refs. on endpapers

in 7 vols. All vols. clearly from his library. *Sold as is*. Leipzig: Arkstee & Merkus, 1747-71. \$1500

FIRST EDITION IN GERMAN of the important and ambitious collection of travels made by Antoine-François PREVOST D'EXILES (1697-1763). Prévost, better known as the author of *Manon Lescault*, greatly expanded the 4-volume English collection of travels known as the "Astley Collection" (from the publisher's name, but often attributed to John Green's editorship). This collection as originally conceived by its English compiler in 1745 attempted a comprehensive view of world exploration in the light of 18th century geographical ideas. It drew on major accounts but organized them regionally rather than by individual explorer alone. Prévost and the others who continued his work followed the same organizational principles, beginning their work in 1746. The following year saw the beginning of the German version, which departed from Prévost's, in that it followed the original English rather than Prévost's considerable revisions of the English text. The first 7 vols. are from Astley; thereafter they are from Prévost, with the exception of vols. 9 & 14, which constitute the FIRST EDITIONS IN GERMAN of JUAN & ULLOA's *Relacion historica del viaje a la America meridional* and CHARLEVOIX's *Histoire et description générale de la Nouvelle France*, both translated from the original Spanish and French. Charlevoix's work is the first general history of Canada; for more on Juan and Ulloa, see under their names in this catalogue. The over 500 illustrations and maps (a total of approx. 650 in the complete 21-vol. set) are from the Prévost edition and were produced by some of the foremost artists and cartographers of the day.

The set is entirely from Blumenbach's library; according to the auction catalogue of the library, vols. 19 & 20 were not present when it was sold. Blumenbach's notes appear in 7 vols., but are not extensive. Vol. 14, which contains Charlevoix's account, bears his signature & a note referring CHATEAUBRIAND's romantic novel of American Indian life, *Atala*, to specific passages in Charlevoix's text. Cox I 32. Sabin 913 & 65406 (pointing out that the collection contains most of the early American voyages and travels and valuable information on American Indians, etc.). Maritime Museum I 36 (Astley) & 37 (Prévost). Brown I 1700-71 792 (Astley) & 831 (Prévost & Schwabe). Not in Bell. Lande 127 (vol. 14 of the above, the Charlevoix account).

461. {1} SCRIBONIUS LARGUS (fl. 40 A.D.). *De compositione medicamentorum liber, jam pridem Io. Ruellii opera e tenebris erutus*. . . . {2} Antonio BENIVIENI (1443-1502). *Libellus de abditis nonnullis ac mirandis morborum*. . . . {3} POLYBUS (fl. 4th cent. B.C.). *De salubri victus ratione privatorum, Guinterio Ioanne Andernaco interprete*. 8vo. 15.1 x 9.3 cm. [16], 318pp., last leaf with Cratander's device. Late 18th- early 19th century half calf, gilt. Occasional light foxing. Lower margin of title cut away. Very good copy. Booklabel with BLUMENBACH's signature & c. 4 leaves with his notations. Contemporary signature on title. Occasional underlining, possibly Blumenbach's, possibly older. [Basel]: Andreas Cratander, 1529. \$450

{1} Second edition, published 1 year after the first. See G-M 1785. Written in 47 A.D., this important compilation of drugs and prescriptions records, among other things, the drinking of one's own blood as a therapeutic rite, and the first accurate description of the preparation of true opium. In addition to his contributions to pharmacology, Scribonius recorded the earliest use of electrotherapy with the application of the torpedo's shock as a remedy for headache.

Kellaway, "Part played by electric fish . . .," *Bull. Hist. med.* XX (1946) 129-30. Durling 4168. Osler 3951. Waller 8785. Wellcome I 5894.

{2} Early edition of the first treatise on pathology. See G-M 2270.

{3} Probably second edition of this regimen of health by Hippocrates' son-in-law and important disciple. Hirsch.

462. [SERAIO, Francesco (1702-83).] *Opuscoli di fisico argomento. I. Descrizione dell' elefante. II. Saggio di considerazione anatomiche fatte su d'un leone. III. Osservazioni sopra un fenomeno occorso nell' aprire un cinghiale.* 4to. 24 x 18.5 cm. xii, 99pp. 1 folding copperplate & 1 plate in text. Modern boards, uncut. Foxing, but a very good copy. BLUMENBACH's signature on verso of title. Naples: Giuseppe de Bonis, 1766. \$150

FIRST EDITION. Part I is "a rare early monograph on the elephant" (Wood 563). The other two parts concern a lion and a wild boar. N.B.G. Not in Cole.

463. SEUBERT, Maximil. C.G. *De functionibus radicum anteriorum et posteriorum nervorum spinalium commentatio.* 8vo. 21 x 13 cm. xii, 84pp. Original printed wrappers, uncut & unopened. Very good copy. Carlsruhe & Baden: D. R. Marx, 1833. \$85

ONLY EDITION? INSCRIBED TO HERBST on inner cover.

464. SEVERINO, Marco Aurelio (1580-1656). *Vipera pythia.* . . . 4to. 19.5 x 15.3 cm. [16], 522, [24]pp. Engraved title & approx. 25 full-page text illustrations. 18th century boards, rubbed. Light staining in uppermost edge of margin but otherwise a very good, crisp copy. BLUMENBACH's signature on verso of title & his annotations on c. 25 leaves. Padua: Frambotti, 1651. \$375

FIRST EDITION, 1651 issue. A noteworthy early monograph on the viper by the author of the first comprehensive comparative anatomy work (1645; G-M 289). Severino began dissecting vipers in 1616. He was apparently the first to recognize the existence of two auricles in the heart of a lower vertebrate in the course of these dissections. Published within Severino's work are two important letters on the viper by anatomist Johann VESLING (1598-1649), dated 1644 & 1647. In these letters Vesling correctly assesses as the bifid penis the structures in the unhatched snake interpreted by Fabricius as the testes, and goes on to find and describe the true testes of the viper. Blumenbach has especially annotated this section of the text, as well as a letter on the viper's tooth by Joan Baptista Hodierna (1597-1660) also in the text. There are apparently two issues of the first edition, the other dated 1650. Cole, *History* 44, 148-49 & 205. D.S.B. Cole I 461 & Waller 8893 (1651). Osler 3961 (1650). Nissen 3829 (1650 & 1651). Both Cole & Nissen call for a portrait which is not present in the above, nor called for by Waller & Osler.

465. SIGWART, Georg Friedrich (1711-95). *Quaestiones medicae Parisiis agitatae.* 2 vols., 4to. 23 x 19 cm. [16], 308; [14], 330pp. 1 plate. Original boards, uncut & partly unopened, hinges repaired. Very good set. Lot number ticket from BLUMENBACH auction still attached & his page no. refs. on endpaper. Tübingen: Cotta, 1759-60. \$175

FIRST EDITION, parts 1 & 2, containing questions debated at Paris in the years 1742-43, collected & edited by Sigwart. It is not clear from the citations in Hirsch and B.M.C. if more parts were published later or not.

466. SIKORA, Matthias Michael. *Conspectus medicinae legalis legibus austriaco-provincialibus accommodatus.* 8vo. 19.2 x 11.5 cm. [16], 195pp. Contemporary boards. Light foxing. Very good copy. Small stamp on title. Prague: Gerle, 1780. \$100

FIRST EDITION. B.M.C. XXIII 534.

467. SMALLPOX. {1} MASSEY, Edmund. A sermon against the dangerous and sinful practice of inoculation. [4], 30, [2]pp. London: William Meadows, 1722. {2} A letter to the Reverend Mr. Massey, occasion'd by his late wonderful sermon against inoculation. 32pp. Ibid., Roberts. {3} BRADY, Samuel. Some remarks upon Dr. Wagstaffe's letter, and Mr. Massey's sermon against inoculating the small-pox: with an account of the inoculation of several children. . . . 40pp. Ibid., Clark. 3 works in 1 vol., 8vo. 19 x 12 cm. Contemporary wrappers. Dampstaining, but otherwise in good condition. BLUMENBACH's signature on verso of title of {1}, 6 lines in his hand on endpaper & his occasional notes in text. \$200

{1} FIRST EDITION. "Sermon aroused considerable controversy, carried on by tracts, about the attack on inoculation made by Rev. Massey, who believed the devil was the first inoculator" (Reynolds 2667 & 2668). {2} & {3} FIRST EDITIONS of such tracts in defense of inoculation.

468. SMET VANDER KETTEN, Jan (Smetius) (1585-1651). *Antiquitates neomagenses.* 4to. 19 x 15 cm. [6], 283, [1]pp. Engraved title & 4 plates showing Roman coins, statues, jewelry, etc. Contemporary vellum, spine restored. A few leaves browned & some offsetting. Very good copy. Booklabel of BLUMENBACH & his annotations. Signature of Ernestus Salomon Cyprianus on title. Nijmegen: Regner Smet, 1678. \$150

Probably second edition with revisions by Jan Smet the Younger, describing antiquities from the Nijmegen area (central Holland near present Dutch-German border). N.B.G.

469. SOEMMERRING, S[amuel] Th[omas] (1755-1830). *Über die Wirkungen der Schnürbrüste.* 8vo. 20.2 x 13.2 cm. 84 pp. Large folding plate. Contemporary marbled wrappers. Plate very lightly foxed but a fine copy. BLUMENBACH's note on pastedown. Berlin: Voss, 1793. \$150

Second and best edition. G-M 6022. "The first edition was published at Leipzig, 1788 but is less important as it had no illustrations." Soemmerring showed that the deformation of the thorax produced by tight lacing led to the displacement of the stomach and liver. His book created great interest and contributed significantly to the displacement of corsets in the fashion of the day. D.S.B. Waller 9055.

470. SOEMMERRING. *De corporis humani fabrica. Latio donata ab ipso auctore aucta et emendata.* 5 vols. (of 6 total), 8vo. 20.8 x 11.5 cm. (vols. 3, 4 & 6 slightly larger). c. 1500pp. Vols. 1 & 2 in contemporary boards. Vols. 3 & 4 in original wrappers, uncut & partly unopened. Vol. 6 in original boards, uncut & partly unopened. *Lacks vol.5 (angiology).* Covers a little faded & worn but a fine set on thick paper. BLUMENBACH's signature on title of vol. 3 & his extensive bibliographic notes on 2 leaves. Frankfurt: Varrentrapp & Wenner, 1794–1801. \$250

FIRST EDITION IN LATIN. See G-M 400. This anatomy textbook was very popular in the German medical schools for upwards of 50 years. Soemmerring intended it as a supplement to Haller's *Primaе lineae physiologiae* and based it as far as possible on his own observations. The foreword contains a very full list of what he considered his anatomical discoveries. The Latin text was prepared by Soemmerring himself, and reflects corrections and additions to the German original published in 1791–96. D.S.B. Hirsch. See Waller 9056.

471. SOEMMERRING. *Ueber das Organ der Seele.* 4to. viii, 86pp, errata leaf. 3 copperplates. Original wrappers, uncut, spine worn. Plates lightly foxed, but a fine, uncut copy. BLUMENBACH's signature on inside of front wrapper. Königsberg: Friedrich Nicolovius, 1796. \$500

ONLY EDITION of Soemmerring's monograph on "the organ of the soul"—an anatomical treatise which attempted to summarize the history of the speculations about the physical location of this "metaphysical" organ. "The anatomical part was well received, especially the assertion that the cranial nerves originate (or, as the case may be, terminate) in the ventricle wall. But the speculative claim—based on the ideas of Naturphilosophie—that the intraventricular cerebrospinal fluid is the seat of a *sensorium commune*—was rejected by more perceptive readers" (D.S.B.). Soemmerring refers to Blumenbach's writings on the subject on pp. 66–67. Riese, "The 150th anniversary of Soemmerring's Organ of the soul," *Bull. hist. med.* XX(1946) 310–21. Osler 4001. Waller 9052. Cushing S 321.

472. SOEMMERRING. *Abbildungen des menschlichen Hoerorganes.* Folio. 41 x 28 cm. x, 36pp. 9 copperplates (4 in outline) engraved by G. Rücker & J. C. Eckardt after Christian Köck. Original boards, uncut, rebaked. Heavy foxing & minor dampstaining, but a good copy, with BLUMENBACH's signature on front pastedown & his manuscript label on upper cover. Frankfurt: Varrentrapp & Wenner, 1806. \$500

FIRST EDITION. G-M 1554. "This work was produced at the request of Prof. Lichtenberg, of Göttingen, to furnish him greatly enlarged reproductions of the human ear for his lectures on physics. Specimens of such enlargements were cast for Göttingen, Bamberg, and Utrecht, but before Soemmerring had a chance to make a cast for himself, the forms, through some accident, were spoiled. After that Soemmerring and Köck, now perfectly familiar with the subject, worked out pictorial representations instead of plastic models . . . they represent the parts in natural size, some very much enlarged, and rank among the most excellent works that have been produced dealing with the entire human ear" (Choulant/Frank 308). D.S.B. Waller 9047 (Latin ed. only).

473. SOEMMERRING. *Abbildungen der menschlichen Organe des Geruches.* Folio. 42 x 28 cm. ix, 24pp. 9 plates (4 in outline) engraved by Schleich & Laminit after Köck. Original boards, uncut, rebaked. Heavy foxing & dampstaining, but a good copy. Frankfurt: Varrentrapp & Wenner, 1809. \$600

INSCRIBED in pencil on flyleaf: "Seinem / Lehrer und Freunde / J. F. Blumenbach / der / Verfasser."

FIRST EDITION. G-M 1454. Illustrations of the organs of smell, inscribed by the author to his teacher. "This book gives very complete illustrations. The first plate, representing a cross-section of the skull and the throat extending below the larynx, with indications of the locations of all the soft parts, is an especially instructive fundamental picture, not only of the olfactory organ, but also of the other sense organs . . ." (Choulant/Frank 309). D.S.B. Waller 9049 (only 1810 Latin ed.).

474. SOEMMERRING. {1} *Über die Ursache, Erkenntniss und Behandlung der Nabel-Brüche.* [2], 102pp. 1 folding plate. {2} *Über die Ursache, Erkenntniss und Behandlung der Brüche am Bauche und Becken.* [2], 121pp., adverts. 2 works in 1 vol, 8vo. 20 x 11.5 cm. Contemporary half calf, gilt, slightly rubbed. Plate & a few other leaves lightly foxed. Very good copies. Frankfurt: Wenner, 1811. \$250

FIRST EDITIONS OF 2 prize-winning essays on hernia, submitted in 1807 and 1808. In 1801 Soemmerring had prepared and published the classic *Icones herniarum* containing illustrations by Camper which were unpublished in his lifetime. Hirsch.


475. SOLINUS, [Caius Julius] (fl. 3rd century A.D.?). *De memorabilibus mundi.* . . . 4to. 19 x 13.5 cm. [4], 44ff. 18th century wrappers. Occasional light foxing. Very good copy. Signature of BLUMENBACH on title with date 1772, & title on front wrapper in his hand. Contemporary annotations & underlining. [Speier: C. H[ist for Jost Bade], 1512. \$450

A popular text in the Middle Ages and early years of printing, this is a compilation from Pliny and a few other sources, primarily dealing with geography, animals and plants, gems and curious human customs. This is the first edition of the text printed in Speier, based on the text established by scholar-printer Jost Bade for his 1503 Paris edition. Thorndike I 326–31. Wellcome I 6009 & Bell VI 1–2 (this ed.).

476. SPRENGEL, M[atthias] C. (1746–1803), cont. EHRMANN, T. F. *Register über die ersten vier und zwanzig Bände der Bibliothek der neuesten und wichtigsten Reisebeschreibungen.* . . . 8vo. 20.5 x 12 cm. [2], 286pp. Contemporary pastepaper boards. Very good copy. Weimar: Im Verlage des F.G. . . , 1806. \$75

Index vol. to the first 24 vols. of Sprengel's collection of accounts of recent voyages, which began publication in 1800. N.B.G.

477. STEFFENS, [Henrik (1733–1845)?]. *Drei Vorlesungen . . . über Hr. D. GALL's Organenlehre.* 8vo. 17.6 x 10.4 cm. 46, [2]pp. Original wrappers, spine worn. Light foxing but a very good copy. Halle: N. Soc. Buch-und Kunsthdlgung, 1805. \$85



479. Steller.

FIRST EDITION. Lectures in opposition to those given by Gall as part of his famous 1805 tour of Europe (see under Gall in this catalogue.). Re Steffens see Baas 936.

478. STEINMETZ, Johann Friedrich. *Physicalische Abhandlungen von den verschiedenen Geschlechtsarten der Bienen überhaupt, und insbesondere von den präformirten Weisseleyern*. . . . 8vo. 18.8 x 11.5 cm. 176pp. Original wrappers, uncut, a little soiled but a fine copy. Nuremberg: Zeh, 1780. \$100

Second edition? With special reference to the queen bee and egg-laying. Agassiz IV 376-77 & B.M.C. XXIV 180 both citing 1772 edition with identical title except "Untersuchung" for "Abhandlungen."

First Naturalist in Alaska

479. STELLER, Georg Wilhelm (1709-46). *Beschreibung vom dem Lande Kamtschatka*. . . . herausgegeben von J.B.S. (probably Johann Benedict Schere, 1741-c. 1824). 8vo. 19 x 11 cm. [8], 24, [4], 384, 71, [1]pp. 2 folding maps & 14 figures on 13 separate sheets. Contemporary boards, a little worn. Dampstain in lower margin but a very good copy. Signature of BLUMENBACH & HERBST on verso of title & Blumenbach's annotations on approx. 50pp. Frankfurt & Leipzig: Fleischer, 1774. \$750

FIRST EDITION of a pioneer work on the natural history and geography of Kamchatka, including a number of important references to Alaska, where Steller landed for a few hours with the second Bering expedition. He was the first natural historian to set foot in Alaska.

Steller's account of Kamchatka, based on his travels with the second Bering expedition, "is valuable especially because of his description of the life and inhabitants and because of his detailed illustrations" (D.S.B.). Appended to Steller's account (last 70pp.) are Gerhard MÜLLER's (1705-83) notes on Kamchatka, also with references to Alaska giving "a clear picture of the extent of knowledge" (Lada-Mocarski, p. 92) available c. 1737 before the second Bering expedition, of which Müller was also a member. He was one of the outstanding scholars of the day and supplied extremely rich information on Siberia. A resource of outstanding quality, on a region just opening up to exploration, this work was annotated by Blumenbach on about 50pp. Lada-Mocarski 21. Bagrow 179-180. Bell IV 149.

480. {1} STENSEN, Niels (Steno) (1638-86). *De musculis et glandulis observationum specimen*. [4], 84pp. Engraved fronts. Copenhagen: Literis Matthiae Godicchenii, 1664. {2} BARTHOLIN, Caspar (1655-1738). *Specimen historiae anatomicae partium corporis humani*. . . . [8], 187, [5]pp. 4 copperplates. Ibid., Bockenhoffer, 1701. {3} VIEUSSENS, Raymond. *Epistola nova quaedam in corpore humano inventa exhibens*. . . . 16pp. Leipzig: Thomas Fritsch, 1704. {4} KRÜGER, Barthold (b. 1653?). *Anatomicus curiosus Theodidaktos. Hoc est: methodus secandi cadavera Hippocratica Democritea*. [16], 60pp. Braunschweig: Heinrich Kessler, 1700. {5} PAULLI, Simon (1603-80). *Anatomisch-und medicinisches Bedencken über ein königliches Reit-Pferd*. . . . wie man . . . den Menschen vom Schläge und denen nachbleibenden Verlämmissen . . . curiren könne. [10], 71pp. Frankfurt: Daniel Paulli, 1674. 5 works in 1 vol., 4to. 19.5 x 16.5 cm. Early 18th century half vellum. Fine copies. Signature of BLUMENBACH on title of {2} (bound first). 1664-1704. \$3850

{1} FIRST EDITION. G-M 576. In this survey of his work between 1662 and 1664 Stensen reported an extraordinary number of observations and discoveries from which he drew comprehensive conclusions concerning the structure and physiology of the muscles. He also reported discoveries regarding the ear-wax duct, ducts of the cheek glands, the smaller gland ducts under the tongue, the glandular ducts of the palate, the glandular ducts of the epiglottis, etc. D.S.B. Waller 9217. Osler 4019 (2nd. ed.)

{2} FIRST EDITION. For more see under Bartholin in this catalogue. Waller 711.

{3} FIRST EDITION. Waller 9959.

{4} FIRST EDITION. Hirsch.

{5} Appears to be a revised edition. B.M.C. XIX 614.

481. {1} STENSEN. *Elementorum myologiae specimen*. . . . cui accedunt canis carchariae dissectum caput et dissectum piscis ex canum genere. 148, [4]pp. 3 large folding woodcuts & 4 plates. Amsterdam: Jansson-Waesberg, 1711. {2} ALBINUS, Bernhard Siegfried (1697-1770). *De ossibus corporis humani*. [12], 308pp. Vienna: Kraus, 1746. 2 works in 1 vol., 8vo. 15.6 x 9.6 cm. 18th century half vellum. Occasional light foxing but fine copies. Signature of BLUMENBACH & HERBST on title of {1} & Blumenbach's annotations on approx. 5 leaves including c. 20 lines on endpapers. 1711-46. \$600

{1} Later edition of Stensen's fundamental work on muscle mechanics, which includes in its appendix his initial publication on fossil shark teeth. See G-M 577. Although G-M identifies the 1667 *Elementorum* as an extended version of Stensen's 1664 work on muscles, Fulton (*History of physiology of muscle* [1930] 16) considers the latter more important: "In this he laid the foundation of muscular mechanics as we now know it. . . ."

The appendix on the dissection of a shark gives Stensen's arguments for the organic origin of "tongue-stones." His examination of the shark's teeth and comparison with the so-called "tongue-stones" found in rocks led him to believe that the latter represented teeth of fossil sharks and opened a new chapter in geology. Rudwick, *Meaning of Fossils* (1972) 49-51. D.S.B. See Waller 9223 & 9224 & Cole I 579.

{2} Second edition of the text Albinus prepared for his students in 1726, as he was dissatisfied with the usefulness of the magnificent edition of Vesalius he had prepared with Boerhaave in 1725. D.S.B. Wellcome II 26.

482. STIEGLITZ, Johann (1767-1840). *Pathologische Untersuchungen*. 2 vols., 8vo. 19.5 x 12 cm. vi, [2], 419; [4], 483pp. Contemporary boards, corners a little banged, but a fine set. Hannover: Hahn, 1832. \$125

FIRST EDITION. Hirsch.

483. STIEGLITZ. *Ueber die Homöopathie*. 8vo. 21.3 x 13 cm. [4], 223pp. Original printed wrappers, unopened. Sewing a little loose & light dampstain in upper margin. Good copy. Hannover: Hahn, 1835. \$75

FIRST EDITION. Stieglitz opposed homeopathy. Hirsch.

484. STILLING, [Benedict] (1810-79). *Physiologische, pathologische und medicinisch-practische Untersuchungen über die Spinal-Irritation*. 8vo. 23.5 x 14.7 cm. xi, 545pp. Original wrappers, uncut & partly unopened. Foxing. Good copy. Leipzig: Wigand, 1840. \$200

FIRST EDITION. According to Hirsch & Haymaker & Schiller 83, Stilling was the first to postulate sympathetic vasomotor nerves in his work on "spinal irritation," a fashionable psychosomatic fad in his day. In his subsequent neurological researches he developed the first serial section technique for examining the spinal cord, thus laying the foundation for the modern anatomical study of the spinal cord, medulla oblongata, and pons. Clarke & O'Malley 270-75 & 833-37. Garrison/McHenry 151 & other refs. Not in Waller.

485. STOLLE, Gottlieb (1673-1744) [& KESTNER, Christian Wilhelm (1694-1747)]. *Anleitung zur Historie der medicinischen Gelahrheit*. . . . 4to. 23 x 18.3 cm. [16], 898, [90]pp. Original boards, uncut, hinges repaired. Occasional light foxing but a fine copy, with BLUMENBACH's annotations on approx. 40 leaves (several notes 10-20 lines long). Jena: Meyers Wittwe, 1731. \$850

FIRST EDITION of this pioneer history of medical writing, extensively annotated by Blumenbach. Stolle wrote a general history of learning in several volumes, of which medicine was one. For this special subject he collaborated with the medical historian/biographer/bibliographer Christian Kestner (See Brodman, *Development of medical bibliography* [1954]198). Blumenbach has annotated a

number of entries with comments both on the historical and textual aspects of the works in question and he may have used this text in preparing his own bibliography. Characteristically his notes are in Latin, French, German and English. Hirsch Waller 15040. Osler 6403.

486. STROMEYER, Friedrich (1776-1835). *Grundriss der theoretischen Chemie*. 2 vols., 8vo. 19.6 x 11.2 cm. [2], 478, vi, 648, [2]pp. Contemporary pastepaper boards, rubbed, but a fine set. Göttingen: Röwer, 1808. \$175

FIRST EDITION. Both professor of medicine and chemistry at Göttingen, Stromeyer discovered cadmium (1817). See Partington III 659-60 for his other important investigations. Hirsch.

487. SUNDELIN, Karl (1791-1834). *Handbuch der speciellen Heilmittellehre*. 2 vols., 8vo. 20.5 x 11.8 cm. viii, 575; [2], 380pp. *Lacks pp 3-14 in vol. 2*. Contemporary pastepaper boards, quite rubbed, but a very good set. Berlin: Rücker, 1827-28. \$75

Second edition, revised (first, 1824). Hirsch. Waring, *Bibliotheca therapeutica* I 14 (later ed.).

488. {1} SWAMMERDAM, Jan (1637-80). *Tractatus physico-anatomico-medicus de respiratione usuque pulmonum*. [14], 121, [22]pp. Elegant engraved fronts. Leiden: Gaasbeeck, 1667. {2} THRUSTON, Malachi. *De respirationis usu primario, diatriba*. [10], 165, [8]pp. 2 copperplates. Leiden: Lopez de Haro. . . , 1671. {3} MAYOW, Joh[n] (1643-79). *Tractatus duo, quorum prior agit de respiratione: alter de rachitide*. [2], 57pp. *Ibid.*, 1671. {4} BUSSCHOF, Hermann. *Het podagra*. . . . [16], 93, [4]pp. Amsterdam: de Jonge, 1675. 4 works in 1 vol., 8vo. 15.5 x 9.5 cm. Contemporary half pigskin. Occasional foxing, but fine condition. BLUMENBACH's booklabel, with his & HERBST's signature, 24 lines of Blumenbach's notes on free endpaper & his occasional notes in text. 1667-75. \$1650

{1} FIRST EDITION. G-M 1724. Swammerdam's thesis on respiration, which offers a Cartesian mechanical explanation of the motion of the lungs and the function of breathing. Although some of his ideas were disproved by Mayow {3} Swammerdam did discover that the lungs of newborn infants will float on water if respiration has taken place—a point of obvious medico-legal importance. D.S.B. Waller 9385. Cushing S 482. Osler 959 (later ed.).

{2} Second edition (first, London, 1670). Fulton, *Bibliography of two Oxford physiologists: Richard Lower & John Mayow* (1935) 123.

{3} Second edition (first, Oxford, 1668). A work profoundly influenced by both {1} & {2} above. See also under Mayow in this catalogue. Fulton 106.

{4} FIRST EDITION? Includes on p. 52 what must be one of the earliest European descriptions of moxabustion.

489. SWAMMERDAM. *Miraculum naturae sive uteri muliebris fabrica*. . . . 4to. 19 x 15.5cm. [6], 57, [1]pp. 3 large folding copperplates, partly hand-colored. 18th century boards. Title mounted on inferior paper & lacuna repaired with no loss of text. Dampstaining but a very good copy. BLUMENBACH's signature on title & his annotation on 1 leaf. Leiden: Matthaei, 1672. \$950

Sty. Reinke
Hamburg

FIRST EDITION. G-M 1211. After de Graaf's *De Mulierum* appeared in 1672, Swammerdam decided to elaborate on van Horne's short account of his and van Horne's previous researches in order to claim priority over de Graaf on two counts: the use of wax injections to render vessels distinct, and the ovarial nature of human reproduction. The dispute over priority was submitted to the Royal Society for arbitration. See also under de Graaf in this catalogue. D.S.B. Waller 9384 (1729 ed.).

Tagliacozzi's First Publication On Plastic Surgery

490. TAGLIACOZZI, Gaspare (1546–99) Letter to Girolamo Mercuriale (1530–1606). In: MERCURIALI. *De decoratione liber* . . . Additi nunc primum duo tractatus; alter, De varicibus; alter, De reficiendo naso. . . , pp. 115–20. 8vo. 15.8 x 9.1 cm. [8], 199pp. 18th century half vellum, rebaked. Dampstain in lower inner margin of first 60pp but a very good copy. BLUMENBACH's signature with date 1774 on endpaper & his notes on c. 10 leaves. Frankfurt: Wechel, 1587. \$2000

Extremely rare second edition of Mercuriali's treatise on cosmetics which contains the FIRST EDITION of Tagliacozzi's letter to Mercuriali, his first publication on plastic surgery. For unknown reasons this letter was never reprinted in later editions of Mercuriali's treatise and did not appear in print again until it was published by Schenck von Grafenberg in 1609.

Tagliacozzi's paramount role in the history of plastic surgery was twofold. He attempted to explode the erroneous beliefs shrouding the subject, and to combat the prejudices resulting from these misconceptions. He also made the greatest individual contribution toward establishing the feasibility and desirability of plastic operations. His first published effort to accomplish these goals was his letter to Mercuriali, which he wrote in response to inaccurate statements about his methods made by Mercuriali in *De decoratione* (1585). Tagliacozzi described his methods in detail here, and Gnudi and Webster consider this letter so important that they devote their entire chapter VIII to it, and print its entire text in English translation. Blumenbach's interest appears to be in Mercuriali's text, especially remarks on cosmetic practices, etc of the ancients. Mercuriali's erudition was remarkable and he held a singular place among the physicians of his day on account of it. Gnudi & Webster 129–42 (especially 140–41). See G.M. 1986.1, 3343, 3480. Zeis/Patterson 122, 174. Durling 3093. Wellcome I 4243.

491. TAUBE, J[ohann] (1727–99). Beiträge zur Naturkunde de Herzogthums Zelle . . . Erster Band. 8vo. 17.1 x 10.2 cm. 96pp. Contemporary calf, gilt spine & edges. Fine copy. BLUMENBACH's notes on endpaper & 2 leaves of text. Zelle: Schulze, 1766. \$75

FIRST EDITION, on the natural history of Zelle (north-central Germany). Covers geology, animals, salmon-fishing, salt-works, mineral waters. A second part was published in 1769, dealing with Luneberg; part one is complete in itself. Hirsch. B.M.C. XXIV 920.

492. TEICHMEYER, Hermann Friedrich (1685–1746). {1} *Institutiones medicinae legalis vel forensis*. . . . [8], 256, [40]pp. Jena: Bielck, 1723. {2} *Elementa anthropologiae sive theoria corporis humani*. . . . [8], 280, [60]pp. Folding plate

with 17 figures. *Ibid.*, 1719. 2 works in 1 vol., 4to. 19.5 x 15.5 cm. 18th century half vellum, a little rubbed. Occasional foxing. Very good copies. Small stamp on title of {2}. Pencil & ink annotations possibly in HERBST's hand on 5 leaves in physiological texts & 2 notes laid in, 1 of 14 lines in BLUMENBACH's hand. 1719–23. \$450

{1} FIRST EDITION. The standard authority on medical jurisprudence for a long time and one of the earliest systematizations of the field. Garrison 371. Hirsch. Waller 9513 (later ed.).

{2} FIRST EDITION. A iatromechanical treatise. Besides his work in jurisprudence, Teichmeyer studied physics, chemistry, etc.

493. TENTZEL, Andreas (fl. 1625). *Medicina diastatica* . . . in tractatum tertium de tempore seu philosop. D. Theoph. PARACELSI (1493–1541). . . . 12mo. 12.1 x 7 cm. [14], 188pp. Engraved title. A little browning but a fine copy. Approx. 15 lines in BLUMENBACH's hand on fly-leaf. Jena: Birckner, 1629. \$350

FIRST EDITION. A widely read work, primarily on *mumia*, of which Tentzel enlarged the scope and definition. Following Paracelsus, but only in the loosest sense, Tentzel added new natural magic uses for *mumia* (remains of embalmed corpses prized as a remedy by Paracelsists through the 17th century). He deals with astrological influences, the operation of antipathy, transplantation of disease and magnetic action at a distance, and delves into Cabalist mysteries as well. Blumenbach has added an amusing note concerning the rarity of this work in connection with a lady-philosopher's virtue (see illustration). Thorndike VIII 414–15 & other refs. Sudhoff 331. Hirsch. Waller 9521.

494. THOMASSEN A THUESSINK, E[vert] J[an] (1762–1832). *Algemeen overzigt der epidemische ziekte welke in het jaar 1826 te Groningen geheerscht heeft*. 8vo. 23 x 14.2 cm. [4], 84pp. 3 leaves of tables (2 folding). Original printed wrappers, uncut. Fine copy. BLUMENBACH's signature on pastedown & his notes on two leaves. Groningen: Schierbeek, 1827. \$75

FIRST EDITION. Account of an epidemic in the summer of 1826 in north Holland, Denmark, and Sweden. Hirsch.

495. TIDYMAN, Philip (d. 1850). *Commentatio inauguralis de oryza sativa*. 4to. 22.8 x 17.8 cm. 28pp. 2 plates (1 hand-colored). Contemporary boards, a little spotted. Light foxing. Very good copy. Göttingen: Dieterich, 1800. \$85

FIRST EDITION. On cultivated rice, with some reference to the author's home state, *South Carolina*. Pritzel 9344. B.M.C. (N.H. supp.) 2113.

496. TIEDEMANN, Friedrich (1781–1861). *Physiologie des Menschen*. Erster Band. *Allgemeine Betrachtungen der organischen Körper*. 8vo. 22.2 x 13.3 cm. xiv, 719, [1]pp. Original boards, uncut. Spine a little worn & faded but a fine copy. Darmstadt: Leske, 1830. \$85

FIRST EDITION, vol. 1 only. Vol. 3, entitled *Untersuchungen über das Nahrungsbedürfniss*. . . . appeared in 1836. Vol. 2 was never published. From about 1816 on, Tiedemann, already regarded as an outstanding comparative anatomist, turned his attention to physiology, producing landmark works on digestion, mostly in collaboration with the chemist Leopold Gmelin (G-M 988), and

teaching physiology at Heidelberg. The above is the only general physiology title listed among his works, however. Tiedemann based it on his lectures and experimental work, intending it for students. D.S.B. Hirsch.

497. TILING, Matthias (1634–85). De tuba uteri deque foetu nuper in Gallia extra uteri cavitatem in tuba concepto, exercitatio anatomica, cui duorum monstrorum . . . relatio est innexa. 12mo. 13.5 x 7.4 cm. 108pp. 18th century boards. Title trimmed a little close affecting 1 letter of imprint. Very good copy. Spine label in BLUMENBACH's hand. Rinteln: Hauenstein, 1670. \$175

FIRST EDITION. Hirsch. Waller 9592.

498. TILING. De febris petechialibus tractatus curiosus. . . 8vo. 16.5 x 9.5 cm. [40], 362, [6]pp. Fronts. Half an-

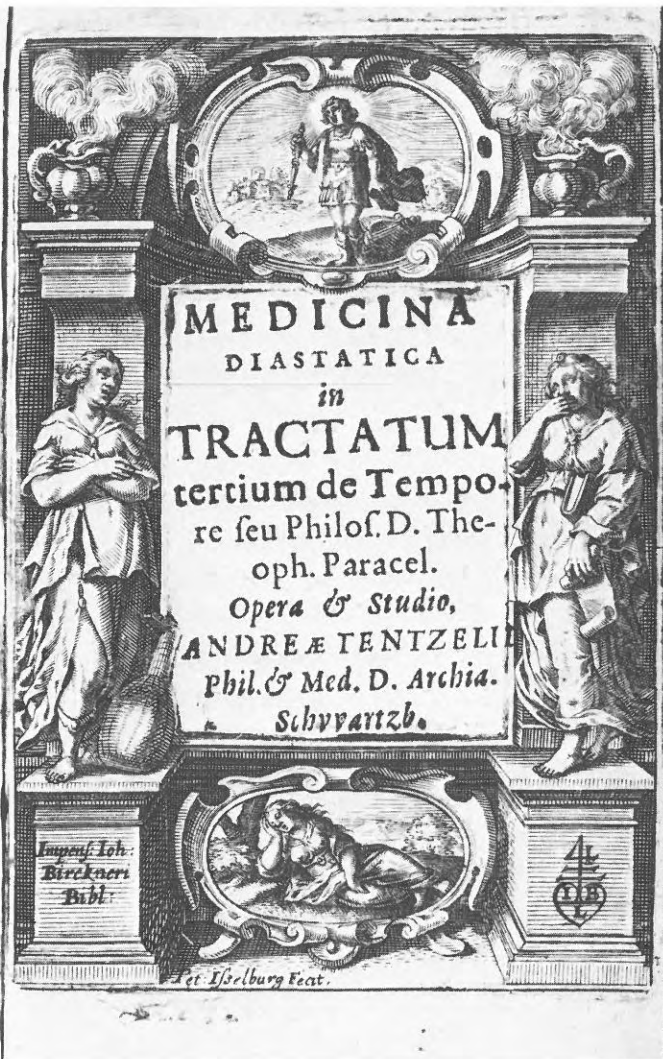
tique calf. Foxing, but a very good copy. Frankfurt: Jacob Seyler, 1676. \$150

FIRST EDITION? Not cited in Hirsch's article on Tiling. Waller 9591.

499. TISSOT, S[imon] A[ndré] (1728–97). Dissertatio de febris biliosis; seu historia epidemiae biliosae Lausannensis, an. MDCCLV. Accedit tentamen de morbis ex manustupratione. 8vo. 18.7 x 11.7 cm. xiv, 264pp. Contemporary half vellum. Repairs to margins of 2 leaves & occasional foxing. Very good copy. Small stamp on title. Lausanne: Bousquet, 1758. \$500

FIRST EDITION. Tissot's important work on masturbation, better known in the French version of 1760, first appeared in Latin, and although none of our references cite the Latin, it may be the text printed above as an addendum to Tissot's history of the 1755 Lausanne epidemic. Hirsch. See BMC XV 206.

*De impensa raritate huius
libelli v. Lenglet du Fresnoy
in Histoire de la philosophie her-
metique T. I. p. 478.
" Je fais que dans la rareté
" de ce livre, une Dame phi-
" losophe, n'ayant pu l'avoir
" pour de l'argent, offrit pour
" l'obtenir ce qu'elle avoit
" de plus precieuse, —
" c'est avoir bien du goût pour
" la science hermetique, que
" d'en venir là. "*



493. Blumenbach's notes on left.

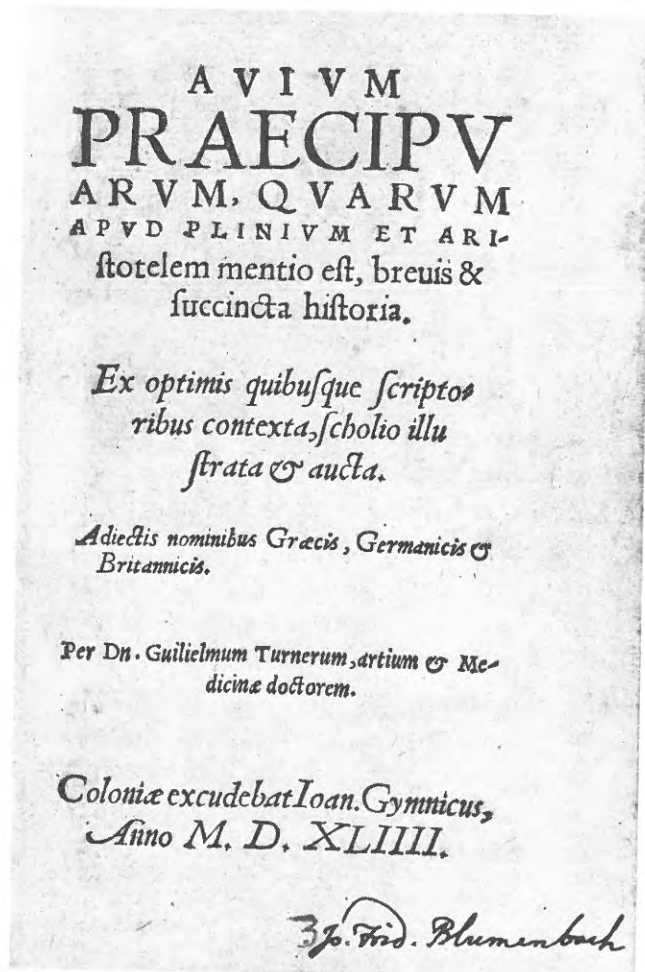
500. TISSOT. Von den Krankheiten vornehmer und reicher Personen an Höfen und in grossen Städten . . . aus dem Französischen übersetzt von Dr. Johann Lorenz Drechsler. 8vo. 18.3 x 10.4 cm. [16], 260pp. Contemporary half calf, a little rubbed. Occasional light foxing. Very good copy. Small stamp on title. Frankfurt & Leipzig: Felssecker, 1771. \$125

Revised edition in German of this famous work on the diseases of the "fashionable classes." The original edition appeared in 1770.

501. TITIUS, Jo[hann] Daniel (1729-96). *Parus minimus Polonorum Remiz Bononiensium pendulinus descriptus*. 4to. 22 x 17.3 cm. 48pp. 2 folding plates. 18th century boards. Very good copy. Leipzig: Heirs of Lankisi, 1755. \$95

FIRST EDITION. On a species of tit native to Eastern Europe. Not in Nissen, Zimmer or Yale. B.M.C. (N.H. supp.) 1312.

502. TOURNEFORT, [Joseph] Pitton de (1656-1708). *Relation d'un voyage du Levant*. . . . 3 vols. in 2, 8vo. 19.4 x 12.3 cm. c. 1500pp. 154 plates & maps (some folding) depicting plants, animals, antiquities, costumes, views, etc., from drawings by Claude Aubriet (1665-1742). Contemporary calf, skillfully rebaked. Small tear in plate opposite p. 391, v. 3, affecting approx. 1.5 cm. sq. of illustration. A little



507.

dampstaining & minor worming in v. 3 & occasional foxing but a very good set. Booklabels with BLUMENBACH's signature, several of his page no. refs. on endpapers, & his annotations on c. 10 leaves. Lyons: Anisson & Posuel, 1717. \$600

FIRST EDITION, Lyons issue, apparently with 23 additional plates. In 1700, after the publication of his revolutionary taxonomic work, *Elémens de botanique*, in which he collaborated with Aubriet as illustrator, Tournefort undertook his next most important venture, his trip to the Levant (Greek islands, Asia Minor, the Caucasus and Persia), accompanied for the 2-year journey by Aubriet. The above is the posthumously published official account of their travels, from which many new species of plant were introduced. Aubriet's rough sketches made on the journey were worked up into a series of finished paintings which remained for a century the most valuable material of their kind available to botanists. Blunt notes that a number of Aubriet's finest paintings are at Göttingen. D.S.B. Blunt 113-16. Not in Nissen, *Botanische Buchillustration* but in *Zoologische Buchillustration* 4154 (citing Paris 4to. & 8vo. with 131 plates). Wood 600 (Engl. trans.). Cox I 221. Pritzel 9426 (Paris). Hunt 444 (Amsterdam, 1718).

503. TREFURT, Johann H. C. (1806-52). *Ueber die Anchylose des Steissbeins (coccyx), deren Einfluss auf die Geburt und die dadurch angezeigte Kunsthülfe*. 8vo. 20.3 x 12 cm. viii, 216pp. 3 folding plates. Contemporary boards, gilt. Very light foxing on first & last few leaves but a fine copy. Göttingen: Dieterich, 1836. \$75

FIRST EDITION. The author taught and practiced obstetrics at Göttingen. Hirsch.

504. TREVIRANUS, Gottfried Reinhold (1776-1837). *Biologie*. . . . 6 vols., 8vo. 19 x 11.5 cm. c. 3500pp. 4 plates (at least 1 & probably all drawn & engraved by the author) & 4 folding tables. Contemporary boards, slightly rubbed. Light foxing on first & last few leaves of some vols. but a fine set. Page no. refs. in BLUMENBACH's hand on endpapers & his note on fly-leaf of vol. 1. Göttingen: Röwer, 1802-22. \$650

FIRST EDITION. Simultaneously with Lamarck, Treviranus coined the term "biology" for the study of living things, and he was the first to use it as the title of a book in the above. Treviranus wanted to summarize all the basic knowledge of his time about the structure and function of living matter, and his work greatly influenced his contemporaries. As an adherent of *Naturphilosophie* he was interested in general principles, but he was also a keen observer and accomplished microscopist, who made his own very fine illustrations. He was one of the first to systematically study bodily tissues with the microscope and to express the idea that the cell is the structural unit of living matter.

The 6 vols. of *Biologie* cover topics from the basic laws of biology, its empirical basis, principles of classification, distribution of plants and animals, and their growth and development to animal electricity, automatic movement, instinct, relations between physical and psychical worlds, etc. Before Lamarck's *Philosophie zoologique* (1809), Treviranus wrote in *Biologie* that any living creature has the ability to adapt its organization to changing external conditions. Both Haeckel and Weismann considered Treviranus one of their predecessors, and although Treviranus nowhere explained how changes in organic structures were induced or how they could become hered-

itary, his work still contains valuable contributions to the history of evolution. D.S.B. Singer, *History of biology* (1959) 298. Rothschuh 169-70. Cole II 345. Not in Waller, Osler or Reynolds.

505. [TSCHIRNHAUS, Ehrenfried Walther (1651-1708.) {1} *Medicina mentis*. . . [26], 296pp. {2} *Medicina corporis*. . . [4], 64pp. Leipzig: Fritsch, 1695. {3} HOFFMANN, Friedrich (1660-1742). *Idea fundamentalis universae medicinae ex sanguinis mechanismo*. . . [8], 80pp. Halle: Zeitler, 1707. {4} HOFFMANN. *Observationes barometrico meteorologicae, & epidemicae Hallenses anni MDCC*. [8], 104pp. Ibid., 1701. {5} REMUS, Georg (fl. 1700). *Consideratio physico-mathematica hiemis proxime praeterlapsae*. . . [4], 52pp. Ibid., [1709]. 5 works in 1 vol., 4to. 19.5 x 15.7 cm. Contemporary vellum, top edge a little worn. Occasional foxing & some dampstaining. Very good copies BLUMENBACH's signature on verso of title of {1} with date 1775, his notes on title & endpaper (approx. 15 lines, mostly on Tschirnhaus). 1695-[1709]. \$450

{1} & {2} Second editions (first, 1686-87). A student of mathematics, philosophy and medicine, Tschirnhaus was in close contact with Leibniz, Spinoza, Huygens, Oldenburg, Collins and Newton. His *Medicina mentis*, a work in epistemology essentially, was influential in the early stages of the Enlightenment, particularly in Germany, and particularly on Leibniz' disciple Wolff, and on Kant. One of the mathematical problems posed in it provoked an important controversy regarding the correct method of finding tangents to curves generated by the motion of a drawing pencil within a system of taut threads. The *Medicina corporis* is actually a medical work, being a regimen of health on rational principles. D.S.B. N.B.G. Waller 9703 & 9702.

{3} FIRST EDITION. On medical systematics. B.M.C. XII 395 (with 1704 date).

{4} Probably FIRST EDITION. A medical climatology study based on barometric observations. Not listed in Hirsch or B.M.C. under Hoffmann's works.

{5} FIRST EDITION. Re the author, see Hirsch.

506. TULP, Nicolaas (1593-1674). *Observationes medicae*. 8vo. 15 x 10 cm. [16], 403pp. Engraved title & numerous engravings in text, mostly full-page. Contemporary vellum. Right corner of title restored with no loss of text. Fine copy. BLUMENBACH's signature, dated 1777, on verso of title, 18 lines of his notes on endpapers & a few notes in text. Amsterdam: Elsevir, 1652. \$950

FIRST EDITION in 4 parts, and the first to include Tulp's description of beri-beri, which along with that of Bontius (1642) remains the earliest account of the disease. G-M 3737.

The *Observationes*, first published in 1641, contain 228 descriptions altogether. These include the ileocecal valve, which Tulp discovered (along with Caspar Bauhin [1560-1642]), and which is known eponymically as "Tulp's valve," and the chyle vessels of the small intestines, which had not been described since antiquity. These are accompanied by some fine illustrations including several excellent pathology specimens, a narwhale, and an "orang-outang." Tulp was the first European writer to use the word "orang-outang;" however, his actual description is considered to be that of a chimpanzee, and not an orang. As one would expect, Blumenbach has noted Tulp's description of the orang, and correctly identified it as a

chimpanzee despite the inaccuracy in the name and the great liberties the artist took with its depiction. Tulp is best-known iconographically as the demonstrator in Rembrandt's *Anatomy Lesson*. Montagu, *Edward Tyson* (1943) 249-54. D.S.B. Long 49-51. Rahir 1176. Waller 9716. Osler 4126 (1672).

First Scientific Ornithology

507. TURNER, William (c. 1500-68). *Avium praecipuarum*. . . 8vo. 14.3 x 9.3 cm. [80] ff. (final blank). 18th century boards. Fine copy. BLUMENBACH's signature on title & 5 lines of his annotations on endpaper & on 3 or 4 leaves of text. Cologne: Gimmich, 1544. \$3750

FIRST EDITION. G-M 277. The first book on birds with clear descriptions of the appearance of individual birds based on the author's own experiences and observations, and a work of great rarity—no copy has appeared at auction since the beginning of *American Book Prices Current* in 1916.

Turner, best known for his great *Herball* (1551-62), was the first scientific student of zoology and botany in England. However, because of his nonconformist views, he spent a fair amount of time on the Continent, where he prepared the *Avium*, having observed birds in Switzerland, Germany, etc. and having made the acquaintance of Gesner. The writing of the *Avium* was by no means easy. Practically nothing had been published on the subject since Pliny, and although by its title the work is an account of the principal birds mentioned by Aristotle and Pliny, sorting out the names and actual birds demanded great philological skill as well as the wealth of ornithological information Turner had amassed in his "field work."

"The book is an excellent piece of pioneer-work: most of his identifications are sound and all are careful; his descriptions especially of habits are very good; if he includes the Phoenix, it is a bare quotation from Pliny; if he accepts the Barnacle Goose, it is on evidence he has tried to check; and unlike his friend Gesner he refuses to include the Bat" (Raven, *English naturalists* (1968) 86; also 48-137). Turner's identification of northern European species (he did not visit the Mediterranean) provides valuable evidence about the distribution of species in the 16th century. His identifications of British species have earned him the title of "father of British ornithology." Stresemann, *Ornithology from Aristotle to the present* (1975) 13-15. D.S.B. Mullens & Swann, *Bibliography of British Ornithology* 598-99. Not in Yale-Coe or Zimmer.

508. [TWISS, Richard (1747-1821).] *A tour in Ireland in 1775*. 8vo. 22.5 x 14 cm. [4], 204pp. Large folding map (33 x 34.5 cm in the plate) & 1 plate. Original boards, uncut, new spine. Light foxing. Very good copy. BLUMENBACH's signature on pastedown & his notes on 5 leaves including map & pasted-on note on back endpaper. Folded 4to. sheet laid in with satirical verse in English (mildly obscene) on Twiss. London: For the author by J. Robson, 1776. \$200

FIRST EDITION. Already a celebrated travel writer (*Travels through Portugal and Spain*, 1775, which won Dr. Johnson's approval), Twiss went on to publish this account of his Irish travels, which did not win much favor in Ireland, although there were several editions. Blumenbach has made a note on the Clundalkin (or Clondalkin near Dublin) tower depicted in the handsome cartouche of the map, the foundations of which go back to prehistoric times, and which was associated with the Danes in the 18th century histories. D.N.B. Not in Cox.

See Beriberi Monography

509. ULLOA, Antonio de (1716–95). *Physikalische und historische Nachrichten vom südlichen und nordöstlichen America*. Aus dem Spanischen übersetzt von Johann Andreas Dieze . . . mit Zusätzen [probably by J[ohann] G[ottlieb] SCHNEIDER (1750–1822)]. 2 vols., 8vo. 22.3 x 12.6 cm. xxi, [1], 262; vii, [1], 431pp. Original boards, gilt, uncut, somewhat worn. Occasional light foxing & light dampstain in lower margin of some leaves of vol. 2. Very good set. Signature of BLUMENBACH on pastedown of each vol. & his annotations on about 10 leaves. Leipzig: Weidmann, 1781. \$200

FIRST EDITION IN GERMAN of Ulloa's compendium of the natural history of the Americas with extensive annotations (approx. 175pp.) by the German naturalist, Johann Schneider. For more on the authors, see under Juan and Artedi in this catalogue. D.S.B. Sabin 97689.

510. VALLI, Eusebio (1755–1816). *Experiments on animal electricity with their application to physiology and some pathological and medical observations*. 8vo. 22.7 x 14.2 cm. vi, 323, [1]pp. Original boards, uncut, spine chipped. Occasional light foxing. Very good copy. Signature of BLUMENBACH & HERBST on pastedown & Blumenbach's notes on 3 leaves. London: Johnson, 1793. \$500

FIRST EDITION IN ENGLISH & FIRST COLLECTED EDITION? "Valli carried Galvani's theory a step further, assuming that the muscles had a positive charge on their surface and a negative one inside during rest. Then, during contraction, this electrical equilibrium was disturbed, leaving the muscle without electricity, virtually unloaded, for a short period of time. Throughout this interval, the muscle could not be stimulated into contraction under any circumstances. Only after the electrical charge had been re-established did the muscle regain its excitability" (Rothschuh 143). Valli's electrical interpretation of the latent period had come about as a response to the controversy between Whytt, Haller and Fontana regarding the contraction and relaxation of the cardiac muscle, for which Haller had offered the theory of the stimulating action of the blood.

Valli also "fully established the identity of the nervous and the electric fluids, and proved that the convulsions took place by merely bringing the muscles themselves into contact with the nerves, without the intervention of any metal whatsoever" (Mottelay 302–03). He was the first to demonstrate that the most violent contractions are produced when lead is applied to the nerves and silver to the muscles and that zinc excited more powerful contractions than any other metal when applied to the nerves.

The present edition represents a collection of Valli's papers, originally published in Italian and French journals beginning in 1792, and translated into English apparently for the first time. Wheeler Gift 585. Reynolds 508.

511. [VALVERDE, Juan (de Hamusco) (fl. 1550).] *Vivae imagines partium corporis humani*. 4to. 27.5 x 21 cm. 177pp. Engraved title designed by Lambert van Noort & engraved by Pierre Huys, with outer margin restored. 42 copperplates engraved by Pierre & François Huys. Contemporary blind-stamped calf, rubbed, rebacked. Occasional light soiling & foxing, but a very good copy, with signature of BLUMENBACH on verso of title. Antwerp: Christopher Plantin, 1579 (hand-corrected from 1572; the colophon is dated 1579). \$1750

Fourth edition in Latin, and the third printing of the copperplates originally engraved for the Plantin edition of 1566. (For a full description of contents see Supplement under Valverde.) This edition contains a reprint of the text only of Vesalius' *Epitome* on pp. 129–71. Choulant/Frank 205–8. Durling 4537 & Wellcome I 6482 (with hand-corrected date as above). Waller 9808 & Cushing VI.D–45 (with date 1579 in colophon but 1572 uncorrected on title).

512. {1} VAROLIO, Costanzo (1543–75). *Anatomiae, sive de resolutione corporis humani . . . libri IIII. . . .* [8], 184pp. 3 woodcuts in text after drawings by the author. Frankfurt: Wechel. . . , 1591. {2} BAUHIN, Gaspard (1560–1624). *Anatomica corporis virilis et muliebris historia*. [8], 210, [6]pp. Lyons: Jean le Preux, 1597. 2 works in 1 vol., 8vo. 18 x 11 cm. Early 17th century vellum, from a 4-line antiphonal sheet, spine worn. Fine copies. 1591–97. \$2000

{1} FIRST EDITION of Varolio's posthumously published second and last work, of primary interest for containing the second edition of his *De nervis opticis* (1573). The *Anatomiae* has been described as a teleologic physiology of man; Varolio's fame comes from the work on the optic nerve in which he described a new method of dissection which enabled him for the first time to observe and describe the pons, which is still known eponymically as the pons Varolii. As a result of his new method of dissecting Varolio was able to make some contributions to the knowledge of the course and termination of the cranial nerves and to trace the course of the optic nerve approximately to its true termination. D.S.B. Choulant/Frank 214–5. Clarke & O'Malley 634–5, 820–23, etc. Adams V 278. Durling 4541. Wellcome I 6499. Waller 9816.

{2} FIRST EDITION. G-M 437. The first history of anatomy cited by Garrison-Morton, this was a revised edition of Bauhin's *De corporis humani fabrica* (1590), corrected and enlarged by a description of female anatomy. D.S.B. Durling 501. Waller 779. See also under Bauhin in this catalogue.

513. VATER, Abraham (1684–1751). *Museum anatomicum proprium . . . cum praefatione Laurentii HEISTERI* (1683–1758). 4to. 21.3 x 17 cm. [8], 148, [4] pp. 12 folding plates (numbered 1–11). Contemporary boards, spine label probably in BLUMENBACH's hand. Occasional light foxing. Very good copy. Helmstädt: Weygand, 1750. \$300

FIRST EDITION. Annotated catalogue of Vater's extremely rich collection of specimens, with preface by Heister. Vater studied with Ruysch; he gave many classic descriptions, the best known of which is that of the ampulla of the bile duct (known as Vater's ampulla; G-M 976). Hirsch. Waller 9837. Wellcome III 238 (under Heister). Cole I 1593.

514. {1} VEER, Gerrit de. *Diarium nauticum. . . .* 43ff. Vignette on title & 26 plates & 5 maps in text. {2} L[ODEWIJCKSZ], W[illem]. *Prima pars descriptionis itineris navalis. . . .* 51ff. 43 plates, 6 maps & 11 leaves with woodcuts included in pagination & 1 plate not in pagination. 2 works in 1 vol., folio. 32.7 x 23.3 cm. Full antique calf, 16th century style. Repairs to margins of 2 or 3 leaves. Some light foxing & dampstaining but fine copies. Signature of BLUMENBACH

on verso of title & also Göttingen stamps. Annotations on c. 5 leaves by Blumenbach. Amsterdam: Nicolas, 1598. \$1485

FIRST EDITIONS IN LATIN, published the same year as the original Dutch, of the accounts of two of the most important Dutch voyages of exploration. {1} gives the account of the voyage of Willem Barents (d. 1597 on the voyage) in search of a Northeast Passage. He sailed in the waters now known as the Barents Sea between Spitsbergen and Novaya Zemlya and brought the Spitsbergen Islands into first European contact. The author served as mate on one of the ships. E. B. (citing Hakluyt Society translation of above). Brown I 369. Bell II 19. *Literatur über die Polar-Regionen* (1912) 1755. See Cox II 12-13 & Maritime Museum I 766-771.

{2} The failure of the Barents expedition to find a Northeast Passage spurred Cornelis Houtman (c. 1560-1605) to try to establish direct Dutch relations with the East Indies, then entirely dominated by the Spanish and Portuguese. Houtman's voyage, narrated in the above, was taken under the auspices of the forerunner to the Dutch East India Company, and was so successful that Houtman became known as the father of Dutch commerce and the Dutch empire in the East Indies. He was the first to round Java and provided a great deal of privileged information to his backers. The author was a commissary with Houtman's fleet. Part two of this account, detailing a second Dutch voyage under van Neck, was not published in Latin. N.B.G. Bell II 19. See Maritime Museum I 403 & Cox I 262. B.M.C. 14 549.

Both accounts are copiously illustrated. {1} shows with great vigor the hardships of polar bears and ice that the explorers endured and contains some fine maps, including one of the bay where the Barents party was frozen in and where they became the first party of Europeans to survive an Arctic winter. Their hut, shown on the map, was found with relics, in the late 19th century. {2} richly illustrates the flora, fauna and customs of Java, Bali, etc. and also contains maps and plans, perhaps drawn by the author, Lodewijcksz. Skelton, *Explorers' maps* (1970) 108, 115-116, 147, 151, 156 & figs. 67 & 95-96 illustrating maps & plans from both works.

515. VERHEYEN, Philippe (1648-1710). {1} *Anatomiae corporis humani liber primus*. [30], 400pp. Engraved title & 40 plates. {2} *Supplementum anatomicum sive anatomiae corporis humani liber secundus*. xvi, 426, [8], 36, 57, [3]pp. 6 plates. 2 pts. in 1 vol., 4to. Contemporary vellum. Light foxing & some light marginal dampstaining. Very good copy. Signature of BLUMENBACH on verso of title & his occasional annotations. Cologne: Balthazar . . . , 1713. \$675

Later edition of this standard anatomy text, based on the second and best edition (1710). See G-M 388. Choulant/Frank 248. See Waller 9879 & 9880.

Vesalius' China Root Letter *Bound for Nicolas Fouquet*

516. VESALIUS, Andreas (1514-64). *Epistola, rationem modumque propinandi radices Chynae decocti*. . . . Folio. 26.5 x 18 cm. 204 (misnumbered 404), [16]pp. Woodcut portrait from *Fabrica* facing beginning of text & several woodcut initials also from *Fabrica*. Final leaf with Oporinus' printer's mark on verso present. 17th century calf, spine richly gilt with cipher of Nicolas Fouquet (1615-80) in compartments. Head of spine restored. Contemporary inscription on

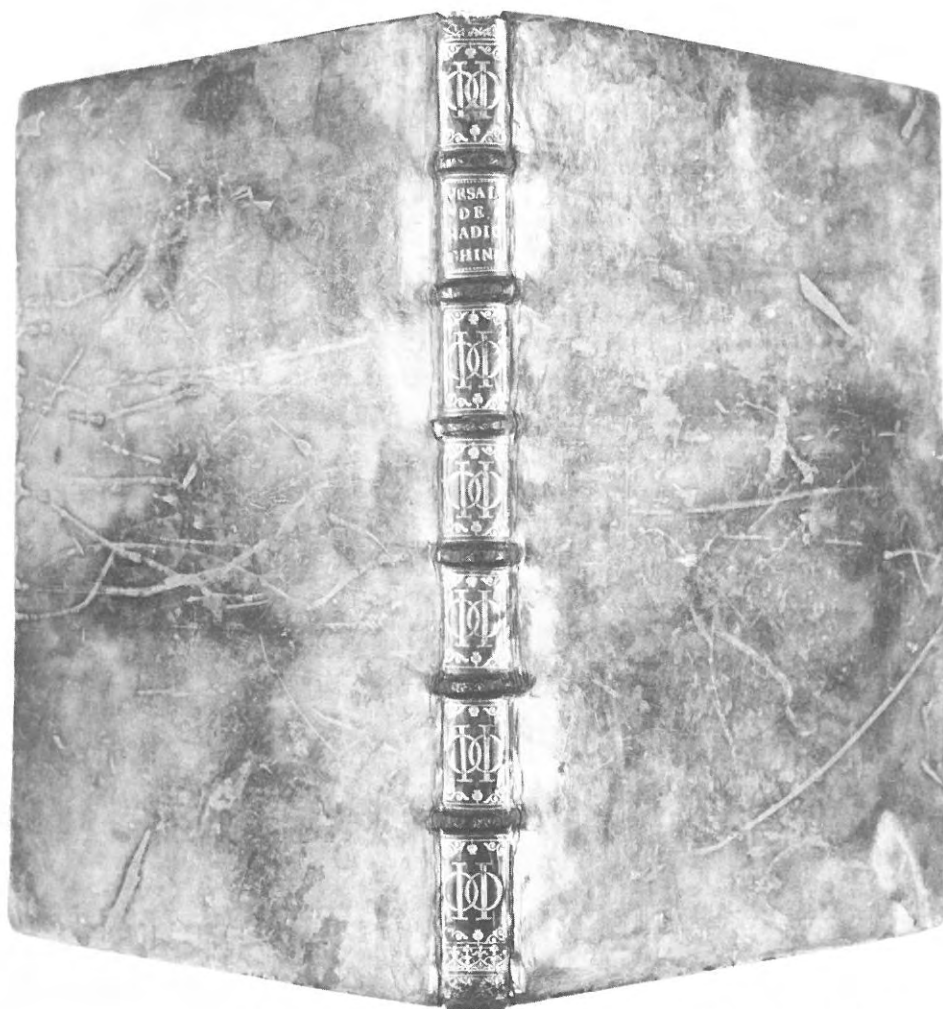


511. Valverde.

title partially obliterated. Title page probably mounted in 17th century, but small lacuna in lower margin recently restored. Minor repair to margin of second leaf. Occasional minor dampstaining in upper margin of some leaves, but a fine copy, in a half morocco case. Signature of BLUMENBACH & HERBST on front pastedown & Blumenbach's autograph notes re provenance on leaf facing title. Basel: [Johannes Oporinus, 1546]. \$8750

FIRST EDITION. In this long letter originally intended as a private communication and only partly concerned with the discovery and therapeutic use of the china root (*Chinae radix*) in the treatment of syphilis, Vesalius described the first attempt to formulate methods of identification of an exotic drug. For the first time he also offered physicians an opportunity to determine whether or not a drug coming into common use might be adulterated. The work was influential in reducing the extensive use of mercury ointment in the treatment of syphilis.

A major portion of the so-called "China root letter" was devoted to Vesalius' defense of his anatomical methods and doctrines, as expressed in the *Fabrica*, against the attacks of Sylvius and the Galenists including Fuchs, Cornarius and Johannes Guinterius. The work is also the chief source of our knowledge of many episodes in Vesalius' life, such as the burning of some of his early manuscripts, his experiences teaching at Pisa, and information concerning his medical forebears. Cushing VII-1 pp. 154-63. O'Malley, *Andreas Vesalius* (1965) 187-224. Osler 584. Waller 9923. Wellcome I 6570.



516. Vesalius. Bound for Nicolas Fouquet.

PROVENANCE

Nicholas Fouquet, for whom this volume was bound, was the French finance minister during the early years of the reign of Louis XIV. Between 1656 and 1660 Fouquet built a magnificent chateau at Vaux-le-Vicomte, near Melun, which was designed by Louis Leveau, and decorated by Charles Le Brun, with gardens laid out by André Le Notre. He was an important patron of writers, supporting Molière, Jean de La Fontaine, Paul Scarron, Pierre and Thomas Corneille, etc. He filled his chateau with the greatest books and manuscripts, art and antiques.

Until the death of Mazarin, Fouquet enjoyed a long friendship with Colbert. However, after Mazarin died, the two men competed for the position of prime minister. Louis decided to assume this position himself, but Colbert was able to destroy Fouquet's reputation with the king, ultimately causing Fouquet to be tried and imprisoned for the last 16 years of his life. N.B.G. E.B. Ris-Paquot, *Marques & monogrammes* (1874) I 5661.

517. VESALIUS. De humani corporis fabrica. Folio. 43.5 x 28.5 cm. [12], 824, [48]pp. Contemporary blindstamped pigskin over oak boards, dated 1560, with initials V.S.P., clasps restored. Superb copy with BLUMENBACH's manuscript label on spine, his signature on verso of title & his notes on free endpaper facing title & on rear pastedown. Verso of

title also has signature of Rud. Aug. Vogel (1724–74), professor of medicine at Göttingen. Basel: Johannes Oporinus, 1555. \$12,500

SECOND FOLIO EDITION. G-M 377. The finest Renaissance edition from the standpoint of text, typography, and book-design. Chronologically this is the third edition since a sparsely illustrated pocket-size 16mo. edition was published in Lyons in 1552, reprinting the 1543 text (Cushing VI.A.-2). However, the 1555 edition is the first to incorporate Vesalius's final textual revisions and Oporinus used heavier and finer paper and larger type, set only 49 instead of 57 lines per page. This necessitated the recutting of all the small initial letters so that they would fit 7 lines of the new type. Also a new and decidedly inferior wood-block was inexplicably cut for the title page.

In this second edition "the impression of the woodcuts is often clearer, and more beautiful than in the previous edition. Some of the figures were somewhat improved upon in the cutting and in the lettering. The presswork is more splendid; the fancy initials throughout are larger and more beautiful, and are also adorned with drawings different from those of the first edition. This second edition therefore has, especially for practical purposes, advantages over the first on account of additions in the text and in the illustrations, and particularly on account of its more splendid makeup" (Choulant/Frank 182). Cushing VI.A.-3. Osler 568. Waller 9901. Wellcome I 6562.

See Supplement for More Vesalius Items

526. VOGT, Ph[ilipp] F. W. (1786–1861). *Lehrbuch der Receptirkunst für Aerzte*. 8vo. 21.7 x 12.5 cm. viii, 371pp. 2 folding tables (1 a lithograph with alchemical & chemical symbols). Contemporary pastepaper boards, a little rubbed but a fine copy. Giessen: Hener, 1829. \$85

FIRST EDITION. Pharmacology text. Hirsch (giving date as 1827).

527. VOIGT, Joh[ann] Carl Wilh[elm] (1752–1821). *Mineralogische Beschreibung des Hochstifts Fulda und einiger merkwürdigen Gegenden am Rhein und Mayn*. 8vo. 21.7 x 14 cm. [12], 244, [16]pp. Vignette on title & large hand-colored folding mineralogical map by the author (52.5 x 44 cm. in the plate). Original wrappers, uncut. Worn & text lightly foxed but with the map in very fine, fresh condition. BLUMENBACH's signature on pastedown with date 1783 in his hand below. His page ref. on vignette & map. Dessau & Leipzig: Auf Kosten der VerlagsKasse . . . , 1783. \$200

FIRST EDITION. Voigt, who trained under the Neptunist Werner, eventually became the leader of the Volcanists in Germany. According to Zittel (82–83) his opposition to Werner is first seen in the above text where he gives a clear exposition of the volcanic origin of the basalt and phonolite rocks in the district around the monastery of Fulda. D.S.B. suggests that Voigt's *Mineralogische Reisen* (2 vols., 1781–85) is the origin of the quarrel between the two, but doesn't specify which volume, the one preceding or following the above. At any rate, Voigt's interpretation was almost correct. Voigt traveled in the Fulda region in 1781, at the request of Goethe, to whom he taught the systematics and classification of minerals and rocks. The very fine map which Voigt prepared of the region was published in 1782, and then appeared again with this description of the monastery district, written at the request of the bishop.

528. VOIGTEL, Friedrich Wilhelm (1766–1844). *Fragmenta semiologiae obstetricae*. 4to. 24 x 20.5 cm. [8], 80, [2]pp. 2 folding charts, 6 folding copperplates. Original wrappers, spine restored. Very good copy. Halle: Franck, 1790. \$95

FIRST EDITION of a dissertation mainly in teratology. Hirsch.

529. VOLTELEN, Floris Jacob (1753–95). *Diatriben, memorabilem septennis apositiae historiam exhibens*. 8vo. 21 x 12.3 cm. [6], vi, 120pp. 3 plates. Contemporary boards, a little rubbed. Very light foxing on plates but a fine copy. BLUMENBACH & HERBST's signature on verso of half-title. Leiden & Utrecht: Luchtmans . . . , 1777. \$75

FIRST EDITION. On a case of distaste for food in a woman, lasting for seven years, and ultimately fatal. Hirsch (citing slightly different title with 1778 date).

530. WAGNER, Rudolph (1805–64). *Physische Geschichte der Menschen und Völker und ihrer Krankheiten*. . . . [Second title]: *Naturgeschichte des Menschen*. *Handbuch der populären Anthropologie*. . . . Zweiter Theil. *Entwicklungsgeschichte der Erde und des Menschen*. 8vo. 21.1 x 11.7 cm. xvi, 343, [1]pp. Folding table. Contemporary boards,

spotted, but internally fine. BLUMENBACH's page references on endpaper. Kempten: Dannheimer, 1831. \$100

FIRST EDITION. Although part of a series, the vol. is complete in itself. It does not appear among Wagner's works in any of the refs. we have consulted including the B.M.C., and must be one of his earliest publications. Wagner studied with Cuvier in his early years; his main historical/anthropological studies were made, however, at the end of his career. D.S.B.

531. WAGNER. *Handwörterbuch der Physiologie*. 4 vols. in 5, 8vo. 21.6 x 13.5 cm. c. 4500pp. 14 plates & 6 graphs. Contemporary pastepaper boards, slightly rubbed. Fine set. Braunschweig: Vieweg & Sohn, 1842–53. \$600

FIRST EDITION. G-M 607. An attempt at a complete picture of mid-century physiology, this "dictionary" edited by Wagner contained 63 extensive review articles by 30 authors, including Lotze, Berzelius, E. H. Weber, Purkyně, Carl Ludwig, Valentin, A. W. Volkmann and Bischoff. Wagner himself contributed the sections on sympathetic nerves, nerve-ganglia, and nerve-endings. In 1852 Wagner, with his pupil Meissner, gave the first published account of the tactile nerve-endings, i.e. "Wagner's corpuscles" (G-M 1460). In research conducted in 1853–54 he showed the relation between the peripheral nerve fibers and the ganglion cells of the brain. Wagner succeeded BLUMENBACH as professor of physiology, comparative anatomy and general natural history at Göttingen. He also was the curator of Blumenbach's craniological collection. D.S.B. Cole II 354. Not in Waller, Osler, Cushing or Reynolds.

532. WAGNER. *Lehrbuch der Physiologie . . . Erste Abtheilung . . . Lehrbuch der speziellen Physiologie* (all published). 8vo. 23 x 13.7 cm. xxviii, 511, [1]pp., adverts. Contemporary cloth-backed boards. Foxing but a very good copy. Leipzig: Voss, 1843. \$150

Second, revised edition, INSCRIBED BY THE AUTHOR TO HERBST. This was Wagner's only physiology textbook. It appeared first in 1839. D.S.B. Waller 10070 (Engl. trans. only).

533. WAHRHAFTE Krankheits- und Curatelgeschichte des regierenden Herrn Fürsten zur Lippe. . . . 8vo. 16.7 x 10 cm. [6], 102, 91 pp. Contemporary note on title & pastedown. N.pl., n.p., 1794. \$125

Probably FIRST EDITION. An account of the mental illness affecting the Prince of Lippe and the medico-legal issues of the caretaker government necessitated by it, written by one of the officials of the government and including depositions of various medical & political figures.

534. WALTER, Johann Gottlieb (1734–1818). *Betrachtungen über die Geburths-Theile des weiblichen Geschlechts*. 4to. 25.6 x 20 cm. 42, [6]pp. 3 plates. Contemporary boards, spine quite chipped. Light foxing. Very good copy. Probably BLUMENBACH's annotations on 4 leaves. Berlin: Voss, 1776. \$125

FIRST EDITION. From lectures delivered at the Berlin Academy of Sciences. Hirsch. B.M.C. XXVI 630 (giving date as 1775).

535. WALTER. *Tabulae nervorum thoracis et abdominis*. Folio. 67 x 48.5 cm. [4], 17pp. 4 elegantly drawn plates, 3 with outline plate. *Lacks outline for plate IV*. Disbound, uncut, but with original front wrapper. Some marginal dampstaining. Good copy. Berlin: Decker, 1783. \$300

FIRST EDITION, PRESENTATION INSCRIPTION TO BLUMENBACH on front wrapper. Walter was professor of anatomy at Frankfurt and founder of the Museum der Berliner Hochschule, for which he made many anatomical preparations. He is especially known for his accurate description of peritonitis (G-M 2279). Hirsch. Cushing W 30 & Reynolds 4247 (Engl. trans.).

536. WALTER. *Von den Einsaugung und der Durchkreuzung der Sehnerven*. 8vo. 19.7 x 11.3 cm. iv, 104pp. 1 folding plate. Contemporary marbled boards. A little light foxing but a fine copy. BLUMENBACH's signature on title. Berlin: Vieweg, 1794. \$95

FIRST EDITION of two papers delivered in 1787. Hirsch.

537. WALTHER, Johann Karl Wilhelm (1796–1859). *De hernia crurali*. 4to. 24.5 x 20.5 cm. x, 34, 12pp. 1 folding plate. Original printed wrappers. Foxing but a very good copy. Leipzig: Hirschfeld, [1820]. \$100

FIRST EDITION. Walther's dissertation, on a subject just beginning to be investigated at this date. Hirsch.

538. WALTHER, Ph[ilipp] Fr[anz] (1782–1849). *Physiologie des Menschen mit durchgänglicher Rücksicht auf die comparative Physiologie der Thiere*. 2 vols., 8vo. 20.7 x 12 cm. xviii, 453, [3], adverts; viii, 432pp. Contemporary pastepaper boards, slightly rubbed. Fine set. Landshut: Krüll, 1807–08. \$125

FIRST EDITION. In his early years Walther was an adherent of *Naturphilosophie*. He became a specialist in ophthalmology and gave the first description of corneal opacity (1845, G-M 5860), which was published in the influential *Journal für Chirurgie und Augenheilkunde* which he edited with von Graefe from 1820 on. Hirsch.

539. WEBER, Moritz J. (1795–1875). *Die Zergliederungskunst des menschlichen Körpers in Verbindung mit den Elementen der Anatomie . . . Dritte Abtheilung. Anatomie der Gefäße und der Bildungsorgane (angiology & splanchnology)*. . . . 8vo. 21.5 x 13.3 cm. [8], 208pp. Original printed wrappers, uncut & unopened. A little light foxing but a fine copy. Bonn: Habicht, 1831. \$100

FIRST EDITION, part 3 only, but complete in itself. A manual on dissection, for students, which appeared in 4 parts from 1826–32. Hirsch.

540. WEBER, Wilhelm (1804–91) & WEBER, Eduard (1806–71). *Mechanik der menschlichen Gehwerkzeuge*. 8vo. 20.3 x 12 cm. *Text vol. only*. xxvi, 426pp. Contemporary boards, gilt, a little rubbed. Light foxing. Very good copy. Göttingen: Dieterich, 1836. \$275

FIRST EDITION. "The most important contemporary study of the physiology of motion and locomotion" (G-M 604). The Webers' work in physiology marked the beginning of a new era in Germany, bringing to an end the "romantic physiology" and reintroducing the physicomathematical approach. The *Mechanik* "contains an anatomical discussion of the joints used in walking and running, measurements made on living subjects, and a mathematical theory relating the length and duration of a step to anatomical parameters. Drawings were made on the basis of the theory and viewed stroboscopically. Among other results, the work corrected misconceptions about posture and recommended its conclusions to the attention of artists. The introduction suggests the development of a walking machine for traversing rough terrain" (D.S.B.). The present copy is not accompanied by the atlas of 17 plates. Rothschild 151 & 178. Waller 10140.

541. [WEIKARD, Melchior Adam (1742–1803).] *Von der eigentlichen Kraft wodurch Vegetation und Nahrung geschieht*. 8vo. 17.2 x 9.5 cm. 75pp. Original boards. Light foxing but a fine copy. BLUMENBACH's signature on pastedown dated 1786. Frankfurt: In der Andreäischen Buchhandlung, 1786. \$150

FIRST EDITION. On the processes of growth and nutrition, submitted for a prize to the Academy at St. Petersburg, where Weikard served as physician to Catherine the Great. Hirsch. Bendyshe 17 notes that Blumenbach entered what appears to be the same competition and won half the prize.

542. WETCZEK, Ignaz. *Casus peculiaris historia*. 8vo. 17 x 9 cm. [18]pp. 2 folding plates. Original wrappers. Foxing but a very good copy. BLUMENBACH's signature on inside of front wrapper & probably his annotations on plates. Vilna (Lithuania), 1783. \$200

FIRST EDITION? Case of a "melancholy Lithuanian nobleman" who swallowed a quantity of keys, coins, etc., with plates showing the objects found on opening his stomach. Hirsch shows an Ignaz Wetsch (d. 1779, in Moscow), but whether our author is the same man is not at all clear.

543. {1} WHARTON, Thomas (1614–73). *Adenographia: sive glandularum totius corporis descriptio*. [16], 287, [2]pp. 4 copperplates (cut from 1 sheet). London: At the expense of the author, 1656. {2} BAUSNER, Bartholomäus (1629–82). *De consensu partium humani corporis, libri III*. [24], 185pp. 4 folding copperplates (on 2 leaves). Amsterdam: Ravesteyn, 1656. 2 works in 1 vol., 8vo. 16.5 x 10 cm. Contemporary vellum over wood boards. Occasional light foxing, margins of Wharton trimmed a little close, but fine copies. Booklabel with signature of BLUMENBACH & HERBST, Blumenbach's page references on rear pastedown. \$2500

{1} FIRST EDITION. G-M 1116. Discovery of the duct of the submaxillary salivary gland and the jelly of the umbilical cord, both of which are named after Wharton. The book also provided the first adequate account of the thyroid, and gave it that name. Wharton explained the role of saliva in mastication and digestion, but provided erroneous explanations for the functions of the adrenals and thyroid. *Adenographia* gave the first thorough account of the glands of the human body, which Wharton classified as excretory, reductive,

and nutrient. He differentiated the viscera from the glands and explained their relationship, describing the spleen and pancreas. D.S.B. Wing W 1576. Russell 854. Waller 10263. Osler 4219.

{2} FIRST EDITION. Hirsch.

544. WHARTON. *Adenographia: sive glandularum totius corporis descriptio*. 12mo. 13 x 7.5 cm. [24], 261pp. 4 small copperplates (cut from 1 sheet). Contemporary vellum. Occasional foxing, but a fine copy, with BLUMENBACH's signature on verso of title & 7 lines of his notes on fly-leaf. Amsterdam: Ravestein, 1659. \$375

Second edition. See G-M 116. Waller 10264.

545. WHELER, [Sir] George (1650–1723). *Voyage de Dalmatie, de Grèce, et du Levant . . . traduit de l'anglois*. 2 vols. in 1, 12mo. 15 x 10 cm. [14], 607, [8]pp. Engraved title, 70 plates (plans, plants, statues, etc.), 16 leaves of coins & medals, 5 folding leaves with transcriptions of inscriptions, & 1 folding map. Many inscriptions transcribed in text. Contemporary calf over oak boards, gilt spine, rubbed. Light foxing. Very good copy. Booklabel with BLUMENBACH's signature & his annotations on c. 10 leaves. Amsterdam: Wolters, 1689. \$150

FIRST EDITION IN FRENCH (English original, 1682). "This was the first antiquarian expedition into those parts [Greece, etc.] of which careful record has been kept" (Cox I 212). Wheler was accompanied by the French physician Jacob Spon, who published a separate account. They visited among other places, Delos, Constantinople, Ephesus, Delphi, Corinth, Attica, Athens and Smyrna, where Wheler collected marbles, coins, and plants, a number of which had not been cultivated in Europe and which Ray and others made good use of. D.N.B.

546. WICKE, Ernst Conr. *Versuch einer Monographie des grossen Veitstanzes und der unwillkürlichen Muskelbewegung, nebst Bemerkungen über den Taranteltanz und die Beriberi*. 8vo. 20.3 x 12.2 cm. xxx, 485, [2]pp. Original cloth, gilt. Very good copy. Occasional marginalia, possibly in HERBST's hand. Leipzig: Brockhaus, 1844. \$100

FIRST EDITION, INSCRIBED BY THE AUTHOR TO HERBST & WITH A.L.S. from author to Herbst laid-in (1p., 8vo., Bleckede, 22 April, 1844). On St. Vitus' Dance and involuntary muscle movement, with notes on the tarantella and beri-beri. Waller 10284.

547. WILBRAND, Joh[ann] Bernh. (1779–1846). *Physiologie des Menschen*. 8vo. 19.4 x 11.7 cm. xx, 429, [1]pp. Contemporary marbled boards, a little rubbed. Very good copy. Annotations on c. 10 leaves, some possibly in BLUMENBACH's, some possibly in HERBST's hand. Contemporary signature on title partially erased. Giessen: Tasché, 1815. \$150

FIRST EDITION. Wilbrand was one of the most prominent and interesting figures of the so-called "romantic physiology" movement, and the above is his best-known work. Following Schelling's *Naturphilosophie*, "he based his highly speculative physiology on the belief that the organism was a complete psychophysiological entity endowed with opposite or contrasted principles responsible for its

vital motions (polarity) and constantly undergoing structural transformations" (D.S.B.). His philosophy led him so far as to deny Harvey's blood circulation and the gaseous exchange in the lungs in later works. Rothschild 156, 161–62.

548. WILLIS, Thomas (1621–75). *De anima brutorum*. . . . 8vo. 15 x 10 cm. [48], 400, [16]pp. 8 folding copperplates. Contemporary calf, gilt spine, rubbed. Very good copy. Booklabel with signature of BLUMENBACH & HERBST, 9 of Blumenbach's page references on rear paste-down & his occasional notes in text. London: Typis E.F. impensis Ric. Davis, Oxon., 1672. \$750

FIRST EDITION in 8vo., published very soon after the 4to. first issue. See G-M 1544, 4793, & 4966. In this extensive account of the whole field of mental illness, Willis "recognized the difference between the symptoms of gross brain disease and those of mental illness in which he accounted for the absence of pathological findings by postulating a disturbance of the brain and nerves in terms of disordered 'Animal Spirits.' For this reason he is often credited with having first equated mind disease with brain disease" (Hunter & Macalpine 188; see also 187–92). The book also includes probably the earliest description of general paralysis, together with Willis' account of the so-called "paracismus of Willis," the phenomenon of better hearing in the midst of noise than in quiet, which is generally characteristic of conductive hearing impairment. Wing W 2828 (variant imprint). Osler 4250 (8vo. only).

549. WINTHER, Alexander Polycarp. *Krieg der Elementen wider des bejammerns-würdige Sicilia, oder Beschreibung . . . Erschüttern der Erden . . . und siedenden Wüten des Feuerauspeyenden Bergs Aetna*. . . . 4to. 19.1 x 15.5 cm. 52pp. Modern boards. Very good copy. Occasional underlining. [Leipzig?]: Gleditsch, 1693. \$150

FIRST EDITION? Account of the 1669 eruption of Mt. Etna, the most violent on record, which saw the formation of the twin peaks, Monte Rossi, and a lava flow reaching the sea. Not cited in any of our geology references. B.M.C. XXVII 333.

550. WITTE[N], Henning (1634–96). *Memoriae medicorum nostri seculi clarissimorum renovatae*. . . . 8vo. 16.5 x 9.5 cm. 285pp. Fronts. Extra gathering of 16pp. inserted between E₅ & E₆. Half antique calf. Browning, but a very good copy. Frankfurt: Martin Hallervord, 1676. \$250

FIRST EDITION? A collection of funeral orations and biographies of great medical men of the 17th century. Waller 16316.

551. WÖHLER, F[riedrich] (1800–82). *Grundriss der organischen Chemie*. 8vo. 22 x 13.2 cm. x, 213pp. Original cloth-backed boards, uncut. Dampstained. Good copy. Berlin: Duncker & Humblot [sic], 1848. \$85

Fourth edition, revised, of the organic chemistry section of Wöhler's *Grundriss der Chemie*, INSCRIBED BY THE AUTHOR TO HERBST.

552. WOODVILLE, William (1752–1805). Reports of a series of inoculations for the variolae vaccinae, or cow-pox; with remarks and observations on this disease, considered as a

substitute for the small-pox. 8vo. 21.3 x 14 cm. [4], 156pp. Half antique calf, uncut. Occasional light foxing but a fine copy. BLUMENBACH's signature on pastedown. London: Phillips, [1799]. \$250

FIRST EDITION. Woodville was at first opposed to Jenner, but soon adopted his theory and experimented with it leading to the above *Reports*. Although best known for his *Medical Botany* (1790-04), he was also physician to the smallpox and inoculation hospitals at St. Pancras. D.N.B.

553. WUNDER-CUR an einem von Schläge gerührten Mägden. . . . 4to. 19.1 x 15.5 cm. [10]pp. Woodcut on title. Modern boards. Very good copy. Madgeburg: Müller, [1697?]. \$85

FIRST EDITION? Narrative, primarily by the patient herself, of a "miraculous cure" for a stroke and paralysis which she suffered at age 15.

554. ZANTHIER, August Friedrich von. Kurze Einleitung zu den vier vornehmsten Quellen der Historie, denen I. Geschichtschreibern, II. Stein-Schriften, III. Muntzen und IV. Urkunden. . . . 8vo. 16.6 x 10.1 cm. [8], 110pp. Fronts. Contemporary boards, a little rubbed. Light foxing but a fine copy. Leipzig & Gosslar: König, 1730. \$150

FIRST EDITION. An early work of historiography, apparently following the new methods established by Mabillon and Montfaucon. Not in B.M.C.

555. ZIMMERMANN, Joh[ann] Georg (1728-95). Von der Erfahrung in der Arzneykunst. 2 vols., 8vo. 18.1 x 10.7 cm. viii, 333; [335] - 800pp. Contemporary boards, rubbed. Lower corner of title of vol. 1 & half-title of vol. 2 cut away. Very good set. BLUMENBACH's signature on verso of title of vol. 1 & verso of half-title of vol. 2 & his annotations on c. 70 leaves as well as his page no. refs on endpaper. Zurich: Orell . . . , 1777. \$275

Second edition (first, 1763). On medical practice. Zimmermann was held in great repute as a practitioner in his day, and treated Frederick the Great during his last illness. Like many of the great medical figures of more recent times, he was also accomplished as an essayist and biographer (e.g. his work on his compatriot, Haller, whose biography he wrote, having been his pupil at Göttingen). He is perhaps best known today as the author of the first important monograph on bacillary dysentery (1767, G-M 5090). Blumenbach has annotated approx. 70 leaves in this work, particularly a section on menstruation in various parts of the world. Hirsch (giving 1787 for 2nd ed; also calling for 3 vols.; however, above is complete).

SUPPLEMENT

S1. Der ARZT. Eine medicinische Wochenschrift. [Ed. by Johann August UNZER (1727-99).] 12 parts in 6 vols., 8vo. 19 x 11.5 cm. c. 4800pp. Contemporary calf, gilt labels. Very good to fine set. Early 20th century bookplate. Hamburg: Grunds Wittwe, 1759-64. \$1250

FIRST EDITION (pt. 1 is second issue, 1760). Complete run of this early periodical which, according to Hirsch, made a significant contribution to the "enlightenment of the general public in medical

matters." The editor, Unzer, was probably the first to employ the word "reflex" in connection with sensory-motor reactions (see G-M 1357). Garrison, *Medical & scientific periodicals of the 17th & 18th centuries* (1934) 305.

Percussion of the Chest

S2. AUENBRUGGER, Leopold (1722-1809). Invention novum ex percussione thoracis humani ut signo abstrusus interni pectoris morbos detegendi. 8vo. 17.5 x 12 cm. 95pp. Full brown morocco, gilt. Title skillfully washed & mounted on nearly invisible Japanese tissue. Tear in inner margin of title skillfully repaired with no loss of text. Lower margin a little short, but a very good copy in a wood-veneer slipcase. Vienna: Trattner, 1761. \$4500

FIRST EDITION, FIRST ISSUE, without the errata printed on the verso of p. 95, which indicates the second issue. G-M 2672. Traditionally one of the greatest rarities in medical literature, this is the first copy to pass through our hands in more than 9 years of specializing in historical medical rarities.

The son of an innkeeper, Auenbrugger seems to have been inspired in his epochal discovery by the analogy of the chest cavity to hollow wine casks which, during his boyhood, he had learned to thump as a means of determining their degree of fullness. He was also greatly aided by his acutely trained musician's ear. However, in spite of years of research, Auenbrugger's discovery was almost completely ignored. The initial French translation (1770) also had little impact.

During the 1780's Jean-Nicolas Corvisart, the prestigious physician to Napoleon, and teacher of Laennec, learned of Auenbrugger's work through the writings of Stoll, and proceeded to apply percussion in his clinical work. After 20 years of experience with the method, Corvisart was so convinced of its efficacy that he prepared a completely new, greatly annotated translation (xxiii, 440pp.) of Auenbrugger's 95-page book. This finally convinced the medical community of the importance and value of Auenbrugger's discovery only one year before his death. Willius & Keys 190-213. Lilly Library, *Notable medical books* (1976) 126-27. Osler 1863. Waller 520. Wellcome II 70.



S3.

S3. BAER, [Karl Ernst von] (1792–1876). Types principaux des différentes races humaines. Folio. 48 x 30.5 cm. 12 original mounted photographs on printed mounts, of which 7 contain multiple figures & measure approx. 23 x 16 cm. & 5 contain two figures each, full-face & profile, measuring approx. 26 x 26 cm. Original blue half morocco, gilt, rebounded. A little browning in margins but overall fine condition. Explanatory pamphlet by Baer dated 1861 mounted on pastedown. Gilt supra-libros of Signet Society on back cover. [St. Petersburg, 1865?] \$750

ONLY EDITION? The 12 splendid mounted photographs show the bust-length models of various racial types in typical costume made under the supervision of Baer and exhibited in St. Petersburg, probably in 1861, and apparently in London in 1862. Although Baer is most widely known for his work in embryology (G-M 477 & 479), he actually spent a greater proportion of his life studying anthropology, geography and archaeology, mostly in his native Russia. He was both an ethnographer and physical anthropologist. He established a craniological collection at the Russian Academy of Sciences and worked for the standardization of cranial measurement, to which end he set up a conference at Göttingen in 1861 which led to the founding of the German Anthropological Society. Baer classified humans into six categories, but as he explains in the pamphlet mounted on the pastedown, because of the wide range of classification systems of the day (including, of course, Blumenbach's) a geographical system of 5 regions (Europe, America, Africa, Asia and Oceania) was chosen for the exhibit.

There are 16 to 18 figures in each of 7 photographs; the remaining 5 contain 2 figures each of larger and rather striking proportions. The models depicted were probably made of something like papier-maché and colored by an artist working from examples Baer had selected. The printed captions are in French. However, many of the figures have exhibit-labels in Russian and German. The pamphlet by von Baer on the pastedown is extracted from the German *St. Petersburg Times* and is in English and German. B.M.C. XXV 653 suggests that the volume was printed in St. Petersburg in 1865; it certainly dates from at least 1862. *Of obvious rarity.* D.S.B.

*Second Medical Periodical,
Containing Stensen's Last Publications,
Bound with Works by Aselli &
Caspar Bartholin*

S4. BARTHOLIN, Thomas (1616–80). {1} Acta medica & philosophia Hafniensia. 5 vols. c. 1400pp. 59 plates. Copenhagen: Haubold, 1673–80. {2} De peregrinatione medica. . . 73, [3]pp. Copenhagen: Paulli, 1674. {3} De visitatione officinarum pharmaceuticarum programma. 16pp. Copenhagen: Paulli, 1672. {4} BARTHOLIN, Caspar (1655–1738). De ductu salivali. . . [6], 16, [2]pp. 1 plate. Copenhagen: Haubold & Liebe, 1684. {5} ASELLI, Gaspare (1581–1625). De lactibus. . . [8], 104, [8]pp. 4 plates. Leiden: Maire, 1640. 5 works in 1 very thick 4to. vol. 18.5 x 14.8 cm. Contemporary vellum. Tear in 1 plate skillfully repaired. Occasional light foxing but fine copies. 19th century signature on title of vol. 1 of {1} & occasional annotations. 1640–84. \$4000

{1} FIRST EDITION of a complete run of the second medical periodical. Although there were, strictly speaking, three previous periodicals, two of these only lasted for one issue. Among the many significant contributions, including more than 100 brief papers by Thomas Bartholin, and occasional papers by his brother Erasmus and

son Caspar, are the last published works of Niels STENSEN (1638–86). Stensen returned from Italy to Denmark in 1672 to accept an appointment as *anatomicus regius* at the University of Copenhagen under Bartholin. During his stay he carried out a number of experiments, the results of which were published in ten papers in the *Acta* on such topics as embryology, comparative anatomy, motion of the heart, the lymphatics, etc.

Copies of the *Acta* contain varying numbers of plates. The run in Wellcome II 108 has 61 as compared to 59 in our set. The presentation set in Waller 712 appears to have only 39 plates. By such standards our set is relatively complete. Winter, Stensen bibliography 15–24.

{2} FIRST EDITION. Bartholin addressed his remarks on travel to his sons, Christopher & Caspar, as they were about to set out on their first travels. Recalling his own Italian journey, Bartholin offers observations "on seventeenth century physicians and medical centers [that] are of more than passing interest since they represent the contemporary judgment of a distinguished physician on the state of European medicine" (O'Malley, *Thomas Bartholin* [1961] vii; contains English trans. of this work—see below under Bartholin). Osler 1951.

{3} FIRST EDITION. Osler 1947.

{4} FIRST EDITION. G-M 974.2. Bartholin's duct and gland, the sublingual salivary gland and duct. D.S.B. (under Thomas Bartholin). Waller 705.

{5} Third edition. See G-M 1094. Discovery of the lacteals. Actually Aselli "rediscovered" the chylous vessels, which had been described by the ancients. However, until Aselli's work, their functional significance had never been clarified, even by modern researchers like Eustachi and Fallopio, who had noted the thoracic duct and the deep lymphatics in the liver, respectively. D.S.B. Waller 504. Wellcome I 506 (1640 only). Osler 1846.

S5. BARTHOLIN. {1} Historiarum anatomicarum rariorum centuria I & II. [14], 314, [6]pp. Engraved title, 9 plates & text woodcuts. The Hague: Vlacq, [1654]. {2} Historiarum anatomicarum rariorum centuria III & IV. Eiusdem cura accessere observationes anatomicae cl. viri Petri PAWI (Pauw, 1564–1617). [4], 280, [10], 32pp. 6 plates. Ibid., 1657. 2 works in 1 vol., 8vo. 15 x 9 cm. Contemporary calf, richly gilt spine, rubbed. Very good copies. Contemporary signatures in margin of title & 1st leaf of {1}. 1654–57. \$500

FIRST EDITIONS, dealing with special problems, curiosities, etc. in human and comparative anatomy. *Centuria V & VI* appeared in 1661; each collection is complete in itself. The Pauw observations are also published for the first time. Pauw built the first anatomical theater in the Netherlands; Tulp was his pupil. D.S.B. Hirsch. Wellcome II 107. Waller 737 & 738; Cole 433 & Osler 1927 (Copenhagen imprint only).

S6. BARTHOLIN. On the burning of his library and on medical travel translated by Charles D. O'MALLEY. 8vo. viii, 101pp. Cloth. Lawrence, Kansas, 1961. Out of print. \$25

S7. BAUHIN, Gaspard (Caspar) (1560–1624). *Theatrum anatomicum* [with] Appendix ad *theatrum anatomicum*. Very thick 8vo. 18.2 x 11.7 cm. Engraved title with portrait on verso, [14], 1314, 2 blanks, [8], 197, [1], blank, [46]pp. c. 150 full-page plates in text. Contemporary vellum, gilt initials S.R.D. with date 1619 & supra-libros with Latin motto. Wormhole affecting engraved title & bookplate on free

endpaper skillfully restored. Minor dampstaining in lower inner margin of some leaves. Otherwise fine. From the library of Ignatius, Count CHORINSKY (1729–90) with his armorial bookplate on free endpaper. Also from the library of Alfred J. BROWN, with his bookplate on pastedown. Frankfurt: de Bry, 1605. \$1500

FIRST EDITION, with the previously published appendix included. G-M 379. The best anatomical textbook of the period, consisting of all Bauhin's valuable earlier works in one enlarged and revised text, with c. 150 illustrations based on Vesalius, Valverde, Eustachius, Coiter, etc. Bauhin reformed the anatomical nomenclature into a system with so many advantages over the old system that it was adopted by all subsequent anatomists. Although he claimed that his works contained few novelties, he did include new findings, such as the valves in the veins as demonstrated by Fabrizio, and discussion of the existence of pores in the interventriculum septum of the heart in relation to the circulation. Harvey used Bauhin's *Theatrum* as the basis of his 1616 Lumleian lectures.

The appendix which appears in this copy with undated part-title only, although with separate pagination, was originally published in 1600, 5 years before the *Theatrum*, for which it provides an explanation of the figures (for 1600 edition see under Bauhin in main section of this catalogue). Apparently some copies are found with dated engraved title and others with part-title only, as above, when the *Appendix* is bound with the main text. It does not appear that an engraved title was ever present for the *Appendix* in this copy. Why the explanations were published 5 years ahead is not accounted for in our references.

A copy with a fine association, coming from the library of the noted 18th century medical and scientific collector, Count Chorinsky, and from the American medical historian and collector, Alfred Brown. D.S.B. Choulant/Frank 229. Wellcome I 724 & Waller 784 (*Theatrum* only & lacking index in Waller; none of our references except B.M.C. I 589 show the *Appendix* either by itself or with the *Theatrum*).

Original Manuscript of a Pioneering Bibliography on Tea

S8. [BERGSMA, Cornelis Adrian (1778–1859).] *Catalogus auctorum qui de thea scripserunt*. Folio. 33.5 x 20.5 cm. 135pp. Legibly penned, mostly on rectos, but with some notes on versos. With 5 leaves of manuscript introductory matter laid in. Original marbled boards, uncut. Fine condition. Probably Utrecht, 1824. \$750

The author's original working manuscript for the pioneer bibliography of writings on tea published with the identical title in Utrecht in 1825. Showing as it does extensive author's corrections on virtually every page, there can be little doubt that this is the author's working manuscript even though it is unsigned. Mueller, *Bibliographie des Kaffee, Kakao, Tee* . . . (1960) 19.

S9. BLAES, Gerard (1626–82). *Anatome animalium*. . . . 4to. [6], 494, [2]pp. Fine engraved title by Jan Luyken & 65 beautiful copperplates. Contemporary red sheepskin, gilt spine. A little rubbed but a fine copy. Amsterdam: Widow of Someren . . . , 1681. \$750

FIRST EDITION. G-M 296. The first comprehensive systematic treatise on comparative anatomy, a compendium of previous writings on the subject with a considerable number of original observations by Blaes. Singer 208–09. Cole, *History* 150–55. Wood 243.

S10. BLUMENBACH, Jo[hann] Fried[rich] (1752–1840). *De generis humani varietate nativa liber*. 8vo. 20.3 x 12 cm. [6], 128pp. 2 plates. Full antique calf, uncut. Foxing but a very good copy. Göttingen: Vandenhoeck's widow, 1781. \$850

Second edition, and the first to contain the division into 5 races. See G-M 156. Blumenbach's doctoral thesis, which gave "the first reliable survey of the characteristics and distribution of the human races; its most significant points were included in almost all later anthropological classifications" (D.S.B.). Printed in small numbers in 1775 and then reprinted in 1776, the first edition divided humanity into 4 principal races—Caucasian, Mongol, Ethiopian, American—while the second edition introduced the classification into Caucasian, Mongol, Ethiopian, American and Malay. Garrison (321) attributes the term "Caucasian" for the European race to Blumenbach, who chose it because the skull of a woman from the Caucasus in his collection was the most symmetrical and perfect.

Although Blumenbach classified the races in the first two editions of his thesis, he did not employ his now famous terms for them until the third edition (see below). See PMM 219.

S11. BLUMENBACH. *Institutiones physiologicae*. 8vo. 20 x 12 cm. xvi, 511pp. 4 copperplates. Contemporary half calf, rubbed, but a fine copy. Göttingen: Dieterich, 1787. \$450

FIRST EDITION of Blumenbach's textbook of physiology—a highly influential exposition from the point of view of multiple vital principles. "Blumenbach gave the body a threefold constitution. He saw it as comprising materials (represented by fluids), structure (represented by solids), and vital powers (permitting motor interactions between fluids and solids); these three seemed to him to be ontologically separate but causally interdependent. The fluids he grouped further as (a) chyle, (b) blood, and (c) secretions and excretions. The solids he thought of as often fibrous; otherwise parenchymatous . . . Three orders of vital powers, he said, are responsible respectively for (1) organic formation and increase, (2) motion, and (3) sensation. The first two sorts of powers, formative and motive, are common to plants and animals; the sensitive, exclusive with animals including men" (Hall, *History of general physiology* II [1969] 100–01; also 99–105 with comprehensive theoretical summary). Waller 1164 (giving date of 1786). Wellcome II 183.

S12. BLUMENBACH. *Decas collectionis suae craniorum diversarum gentium illustrata*. 4to. 24.5 x 18.5 cm. 6 fascicules plus supplement (c. 150pp., each part paginated separately). 65 folding copperplates of skulls. Contemporary pasteboard boards, rubbed, but a fine copy. Göttingen: Dieterich, 1790–1828. \$1250

FIRST EDITION. G-M 198 (not including supplement). Blumenbach was the founder of craniology, and his craniological collection served as the principal foundation for his investigations into the natural history of mankind. He used the norma verticalis, the shape of the skull as seen from above, as the means of distinguishing three types: the Mongols having a square shape, the Negroes a long and laterally compressed form, and the Caucasians an intermediate. Assembled with the help of his students scattered all over the world, Blumenbach's skull collection was the greatest of its day, and it was for a long time the fashion to visit his museum to view the various cranial types.

Starting in 1790 Blumenbach published a series of 6 fascicules, or *decades*, each describing and illustrating 10 particularly significant

skulls. For obvious reasons these thin pamphlets are of excessive rarity, and this set of the 6, complete with the even rarer supplement published in 1828, is especially rare. The work includes a description of "the uncinate process" for which Blumenbach is known eponymically. Waller 1154-60 (complete series). Wellcome II 183. Penniman, *Hundred years of anthropology* (1965) 45.

S13. BLUMENBACH. *De generis humani varietate nativa*. 8vo. 17 x 10 cm. xlv, 326, [10]pp. 2 folding plates. Contemporary half morocco, richly gilt spine, endpapers renewed. A little light foxing but a fine copy. Göttingen: Vandenhoeck & Ruprecht, 1795. \$500

Third and last edition. See G-M 156. This edition of Blumenbach's thesis was so much revised from the first two that Bendyshe considered it almost a new work and translated it along with the first edition in his collected edition of Blumenbach's anthropology works. The plates are entirely different, representing skulls from Blumenbach's collection, and the role of the collection is considerably greater in this edition, issued 20 years after the first. Moreover, it is in the third edition that Blumenbach used for the first time his now famous terms, Caucasian, Mongol, Ethiopian, American and Malay, for his 5 racial classifications. See PMM 219. Wellcome II 183.

S14. BLUMENBACH. *Abbildungen naturhistorischer Gegenstände . . . ltes [-10tes] Heft*. 10 parts in 1 vol., 8vo. 19.3 x 11.2 cm. 100 plates (11 hand-colored), each with explanation leaf. Old marbled boards, a little rubbed. Some soiling on titles but overall fine condition. Bookplate. Göttingen: Dieterich, 1796-1810. \$1000

FIRST EDITION. A complete run, including Blumenbach's preface in pt. 1 and index & general title in pt. 10, of this collection of illustrations of unusual subjects in natural history. The 100 plates, of which 11 are hand-colored, are presented with brief explanations. They were selected by Blumenbach, often from material in his own collections, in order to provide the reader with an introductory acquaintance with some less common and frequently bizarre subjects. These include the platypus, the three-toed sloth, the dodo, various chimps and oranges, the Ohio mammoth, the vampire bat, a polar bear embryo, etc. The fine colored plates represent birds and insects. Also included are portraits of the 5 races as delineated by Blumenbach, as well as his favorite skull, which he regarded as the most perfectly formed (see under his 1781 thesis above). Issued in fascicules and of obvious rarity. Nissen 421. Waller 10739. Cole I 1987 & Wood 245 (with 1797 issue of pt. 1).

S15. BLUMENBACH. Oval bustlength portrait engraved by Ambroise Tardieu after Riep. Oval measures 10 x 7.5 cm. with margins to 20.5 x 13.5 cm. Fine condition. c. 1800. \$75

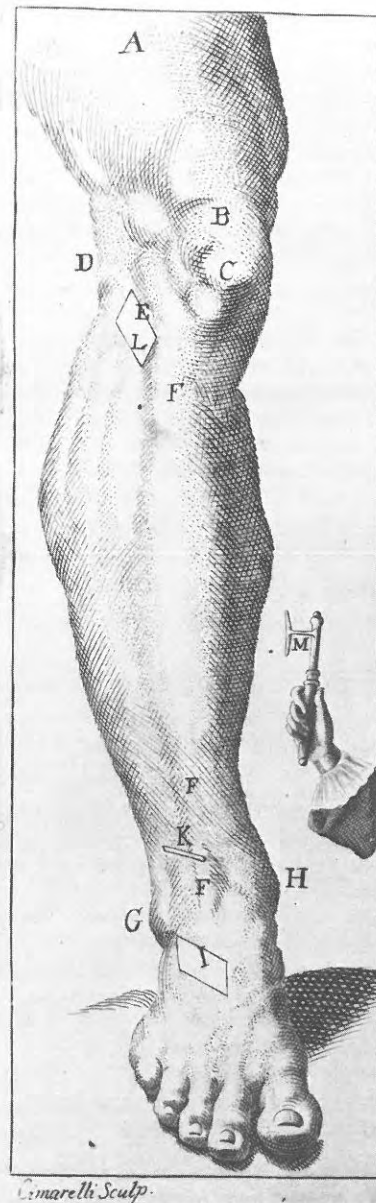
S16. BLUMENBACH. *Handbuch der vergleichenden Anatomie*. 8vo. 21.5 x 13 cm. xvi, 549, [2]pp. 8 copperplates. Original limp marbled boards, uncut, spine repaired. Fine copy. Göttingen: Dieterich, 1805. \$650

FIRST EDITION. G-M 312. "Blumenbach's lectures and his textbook on comparative anatomy were epoch-making. Blumenbach believed that he was the first, at least in Germany, to lecture on comparative anatomy, and that his textbook was the first 'to have appeared that dealt with the entire area of *anatomie comparata*.' This assumption was most probably correct, but one must not overlook the fact that his *anatomie comparata* had less to do with homology than

it did with . . . comparative physiological anatomy. Nevertheless, this textbook was without question a milestone in the history of the subject" (D.S.B.). Waller 1163. Cole 1988.

S17. BLUMENBACH. *A short system of comparative anatomy*, translated from the German . . . by William LAWRENCE (1783-1867) . . . with numerous additional notes, and an introductory view of the classification of animals, by the translator. 8vo. 20.5 x 12.5 cm. xxxiii, 484pp. Contemporary tree calf. Fine copy. London: Longman . . . , 1807. \$300

FIRST EDITION IN ENGLISH. See G-M 312. Cole 1988a.



S27. Cotugno's treatise on sciatica.

S17a. BLUMENBACH. Verzeichniss der vom weil. Obermedicinalrath Blumenbach nachgelassenen Bücher welche Montags den 27. Juli 1840 . . . meistbietend verkauft werden sollen. [2], 134pp. *xerographed* on 68 leaves. In folder. Göttingen: Menzel, 1840. \$30

Xerographic copy of the auction catalogue of Blumenbach's extraordinary and diversified library. There are 189 entries for folio volumes, 862 for quarto, 3257 for octavo, 138 for duodecimo plus an additional 500 entries in a supplementary list. The great majority of the books in the Blumenbach/Herbst collection were obtained from this auction and still bear the remains of the lot tickets on the paste-down. Not only are there medical and scientific books, but literature and history as well. Since the catalogue lists each separate volume, we have not been able to determine the actual number of separate titles but it must easily be over 2500.

S18. BLUMENBACH. The anthropological treatises [De generis humani varietate nativa, 1st & 3rd editions, & Beyträge zur Naturgeschichte, 2nd ed.] . . . with memoirs . . . and the inaugural dissertation of John Hunter on the varieties of man. Translated and edited from the . . . originals, by Thomas BENDYSHE. 8vo. 21.8 x 13.7 cm. xiv, [2], 406, 20, 10, [2]pp. 4 plates. Original cloth, t.e.g., hinges a little weak. Very good copy. 2 small stamps on title. London: Longman . . . , 1865. \$125

FIRST EDITIONS IN ENGLISH & the only collection in English. Contains important biographical material, including an account of Blumenbach's skull collection by his successor, Rudolph Wagner. Also contains Blumenbach's exposé of Peter the Wild Boy, who attracted the attention of the philosophers of the 18th century who considered him the epitome of man in a natural state. The dissertation by Hunter is not by the celebrated surgeon but by an English contemporary of Blumenbach. See G-M 156 & 157. Osler 18.

S18a. Reprint of above. Cloth. Occasional pencil annotations. 1977. \$50

S19. BROCA, Paul (1824–80). On the phenomena of hybridity in the genus homo. Edited . . . by C. Carter Blake. 8vo. 22 x 15 cm. xiv, 116, [4]pp. Original blind-stamped cloth. Fine copy. London: Longman . . . , 1864. \$85

FIRST EDITION, PRESENTATION COPY, with publisher's presentation blindstamp on half-title. Famous as a surgeon, Broca became even more renowned in anthropology. E. B. Penniman 87, 89.

S20. BURCKHARDT, John Lewis (Johann Ludwig) (1784–1817). Travels in Arabia. . . . 2 vols., 8vo. xxi, [1], 452; [iii], [1], 431pp. Folding map & 4 folding plans. Half antique calf. Some light offsetting but a fine set. London: Henry Colburn, 1829. \$375

FIRST EDITION. A protégé of Blumenbach, Burckhardt was, along with Mungo Park, the most notable of the African Association explorers. He was also probably the most learned in Islam of the European Christians who penetrated the holy city of Mecca. His account of his journey to Mecca and of his observance there of the rituals of the Moslem pilgrim was the most accurate and complete to date and served as an inspiration for Richard Burton's journey 25 years later. E.B. D.N.B. Brodie, *The devil drives* (1967) 89–90.

Illustrated by George Stubbs

S21. BURTON, John (1697–1771). An essay towards a complete new system of midwifry. . . . 8vo. 19.5 x 12.2 cm. xix, [5], 391, [25]pp. 18 etched plates (mostly folding) [by George STUBBS (1724–1806)]. Contemporary calf, gilt, joints repaired. Some foxing in text & plates but a very good copy. London: Hodges, 1751. Sold

FIRST EDITION. G-M 6268. Aside from those in the *Anatomy of the horse* (1766), the 18 illustrations in Burton's *Midwifry* are the only anatomical illustrations by Stubbs published in his lifetime, as well as being his first published efforts. They represent his first attempt at etching, with which he was perhaps not quite satisfied, as he is not acknowledged as the artist in the book. In preparation for these illustrations, Stubbs did his own dissections, working on a female which he kept hidden in an attic, and taking Albinus and Astruc's works as models. The plates show the pelvic region of the female skeleton, the female genitalia, embryos in normal and incorrect presentation, embryonic malformations, and obstetric instruments.

Although satirized as "Dr. Slop" in *Tristram Shandy*, Burton held a deservedly high reputation as an *accoucheur*, and his work marked an important stage in the development of the subject. He was the first to suggest that puerperal fever is contagious, one of the first to give a detailed discussion of caesarean section, and was celebrated for specially designed forceps for difficult deliveries. This was all at a time when men-midwives were forced to adopt women's clothing during delivery and attend patients decorously wrapped in bed-clothes throughout labor in order not to offend "modesty." Doherty, *Anatomical works of George Stubbs* (1975) 2–3. Cutter & Viets 182; also 67–68 & 154. Waller 1667. Wellcome II 277. Osler 2191.

S22. CALIFORNIA. Travels of the Jesuits . . . compiled from their letters. Now first attempted in English . . . With extracts from other travellers, and miscellaneous notes. By Mr. [John] LOCKMAN (1698–1771). 2 vols., 8vo. 19.8 x 11.5 cm. [2], vi, xxii, [2], 487, [1]; [2], 507, [1]pp., adverts. 4 folding maps & 2 folding plates. Modern half calf, gilt. Very good set. Initials DB on title in an old hand. London: Noon, 1743. \$375

FIRST EDITION IN ENGLISH. Contains the second appearance in English of Father Kino's 1705 map showing that California was not an island along with material from Picolo's *Informe* (printed in Mexico, 1702), traditionally considered the first printed account of California, and certainly the first to obtain any wide circulation, through translations such as the above. An apparently briefer extract from Picolo appeared in the *Philosophical Transactions* of 1708, along with Kino's map. Wagner, *Spanish Southwest* II 309–12. Cox II 14.

S23. CAMPER, Pieter (1772–89). Dissertation physique sur les différences réelles que présentent les traits du visage chez les hommes . . . traduite du hollandais par Denis . . . d'Isjonval. 4to. viii, 114, [2]pp. 10 folding copperplates after drawings by the author. Contemporary half calf, rebacked. Fine copy. Utrecht: B. Wild . . . , 1791. \$450

FIRST EDITION IN FRENCH, published the same year as the original Dutch edition. See G-M 158. Mounted on front pastedown is a letter to the translator, d'Isjonval, congratulating him on his work on this book. Waller 1728. Wellcome II 293.

The Greatest Osteological Atlas

S24. CHESELDEN, William (1688–1752). *Osteographia, or the anatomy of the bones*. Folio. 50 x 33.5 cm. [28] leaves, 112 plates (56 with text on verso, followed by a second set of the same plates with verso blank except for verso of last plate which has vignette of broken column). Fronts. & many smaller engravings (with a humorous touch) in the text. Engraved title with vignette of Cheselden himself making a drawing under the camera obscura (printed in "sanguine"). Half antique calf. Occasional light foxing, but a fine copy with large margins, printed on excellent thick paper. London: [Printed by William Bowyer], 1733. \$3750

FIRST EDITION. G-M 395. The greatest osteological atlas ever published and one of the finest of all English anatomical works. The superb plates, engraved by van der Gucht after Cheselden's drawings from a camera obscura, show full and accurate descriptions of all the human bones, as well as animal skeletons and diseases of the bones. Cheselden is the first person known to have used the camera obscura to gain precision in his illustrations. Russell 173 notes that Cheselden only printed 300 copies, and broke up many of the sets, which accounts for the rarity of this important work. Choulant/Frank 261. Gernsheim, *History of photography* (1969) 27 & pl. 9.

"The Peculiar Institution"

S25. CLARKSON, Thomas (1760–1846). An essay on the slavery and commerce of the human species, particularly the African, translated from a Latin dissertation which was honoured with the first prize in the University of Cambridge for the year 1785. With additions. 8vo. xxxi, 256pp. Contemporary tree calf, a little rubbed, skillfully rebaked. Slight foxing, but a very good copy. London: T. Cadell, 1786. \$500

S25a. WILBERFORCE, William (1759–1833). A letter on the abolition of the slave trade. . . . 8vo. [4], iii, 369pp., 4pp. adverts dated Dec. 1806. Original wrappers, uncut. Fine copy in a cloth case. London: T. Cadell . . . , 1807. \$850

{25} FIRST EDITION. PMM 232a. Clarkson's Latin prize essay for 1785, translated and published the following year, served as the catalyst for the formation of a committee for the suppression of the slave trade in 1787, the same year Wilberforce adopted the anti-slavery cause in Parliament. Slowly the movement rolled forward, with the first token legislation to regulate the slave trade passing in 1788.

Clarkson was not the first to call attention to the criminality of slavery, but it is almost impossible to overestimate the effect of his increasing perseverance and six books for the cause. Before he and Wilberforce took up the crusade, nearly everyone considered slaveholding a necessary part of social economy. By 1833 it was regarded as a crime.

{25a} FIRST EDITION. PMM 232b. The *Letter* is Wilberforce's most comprehensive treatise against the slave trade, discussing "the peculiar institution" in all its ramifications and marshalling the best abolitionist arguments which Clarkson's committee had formulated. While Wilberforce's book was ostensibly addressed to the constituents of his parliamentary district—Yorkshire—it had far-reaching consequences for the entire British Empire. Until the very end of his life Wilberforce almost single-handedly fought anti-slavery battles in Parliament. One month after his death, Parliament passed the Emancipation Bill, freeing all slaves and abolishing slavery in all dominions of the British Crown.

S26. COTUGNO, Domenico (1736–1822). *De aquaeductibus auris humanae internae anatomica dissertatio*. 8vo. 21 x 13.5 cm. [16], 80, [8]pp. 2 folding copperplates engraved by Benedictus Cimarelli. Modern vellum. Foxing, but a very good copy. Naples: Ex typographia Simoniana, 1761.

\$1250

FIRST EDITION. G-M 1549. At the age of 24 Cotugno distinguished the acoustic nerve, dividing it into its two divisions. In addition he described the vestibule, the windows, the small details of the cochlea with its basal lamina and proved without doubt for the first time that the semi-circular canals contain a labyrinthine fluid (*liquor Cotunnii*). The fluid in the labyrinth cavity had been noted by Pyl but Cotugno was the first to show that the labyrinth is entirely filled with fluid. Cotugno also discovered the aural aqueducts. The naso-palatine nerve and the columns in the osseous spiral lamina are named after him.

The theory of hearing which Cotugno enunciated was original and almost in accordance with modern teaching. He correctly described the fibers of the basilar membrane within the cochlea as longest at the apex and shortest at the base, a view similar to that of Helmholtz. Stevenson & Guthrie, *History of oto-laryngology* (1949) 42. Viets, "Domenico Cotugno," *Bull. hist. med.* III (1935) 704–5. Waller 2163. Wellcome II 398. Not in Cushing or Osler.

First Clear Description of Cerebrospinal Fluid

S27. COTUGNO. *De ischiade nervosa commentarius*. 8vo. 21 x 13 cm. [8], 88pp. 1 copperplate. Full antique calf. Fine copy. Naples: Simoni, 1764. \$2750

FIRST EDITION. G-M 1382 & 4515. Cotugno differentiated arthritic from nervous sciatica, in which the disease is localized in the sciatic nerve itself. He also distinguished the posterior or true sciatica from disease of the anterior crural nerve. In the course of describing the symptoms and etiology of sciatica and outlining his methods of treatment, he offered the first detailed description of the cerebrospinal fluid, which had first been briefly mentioned by Valsalva (1692). The book also describes a case of acute nephritis. Lilly Library, *Notable medical books* (1976) 128–29. Viets, "Domenico Cotugno: his description of the cerebrospinal fluid," *Bull. hist. med.* III (1935) 701–38. D.S.B. Waller 2166. Wellcome II 398. Not in Cushing or Osler.

S28. COTUGNO. *De sedibus variolarum*. . . . 8vo. 16.5 x 10 cm. [16], 274, [6]pp. 1 copperplate. Contemporary mottled calf, rebaked. Surgeon General's Library duplicate with booklabel & stamp on title. Foxing, but a very good copy. Vienna: Graeffer, 1771. \$375

FIRST EDITION of the first clear pathological study of the skin lesions produced by smallpox, and a significant study of smallpox in its own right. Viets, "Domenico Cotugno," *Bull. hist. med.* III (1935) 706, pls. 9–13.

S29. COXE, William (1747–1828). *Sketches of . . . Swisserland[sic]; in a series of letters to William MELMOTH (1710–99)*. 8vo. viii, 532, [1]pp. Contemporary tree calf, gilt, spine rubbed. Occasional light foxing. Very good copy. London: Dodsley, 1779. \$300

FIRST EDITION. "Of all the accounts of travels through Switzerland in the eighteenth century, none enjoyed such a high reputation for accuracy and completeness as that of Archdeacon William Coxe"

(Gavin de Beer, *Early travellers in the Alps* [1967] 133; also 134–48). Coxe actually made 4 trips to Switzerland, the first two in the years 1776 & 1779. The work has an interesting medical aspect: the account of the high incidence of goiter and cretinism in the Vallais is apparently one of the early accounts of this condition (the first major work on the subject was not published until 1789, according to Hirsch and G-M 3809). Cox I 149–50. D.N.B.

S30. CUSHING, Harvey (1869–1939). The Harvey Cushing collection of books and manuscripts. 4to. xvi, 207pp. Original cloth. Fine copy. New York: Schuman's, 1943.

\$75

ONLY EDITION. G-M 6779. Limited to 750 copies.

S31. DARWIN, Erasmus (1731–1802). *Zoonomia*; or, the laws of organic life. 2 vols., 4to. viii, 586; xi, 722pp. 10 plates (6 hand-colored). Contemporary tree calf, rebacked, corners rubbed. Minor worming on title of v.1 & tears in 3 leaves but a very good set. London: J. Johnson, 1794–96.

\$650

FIRST EDITION. G-M 105. Charles Darwin's grandfather's most important work on medicine and natural science, which contains "the first consistent, all-embracing hypothesis of evolution" (D.S.B.). One of the great eccentrics of the 18th century, Darwin held many advanced and sensational speculative scientific theories. Perhaps independently of Lamarck, he developed in *Zoonomia* a theory of evolution of the type which has come to be known as "Lamarckism." Although his grandson, Charles Darwin, claimed in his autobiography that he never paid any attention to his grandfather's eccentric books, he did entitle the first draft of *On the origin of species*, "*Zoonomia*." Even though Charles Darwin was repelled by the "Lamarckian" ideas found in his grandfather's works, he was fascinated by some of the same questions which had interested Erasmus Darwin, and acknowledged his grandfather as a precursor in his 127pp. preface to the English edition of Krause's biography of Erasmus Darwin (1879). Eisely, *Darwin's century* (1959) 46–52. Waller 10790. Wellcome II 433. Osler 2413.

S32. DARWIN. *Phytologia*; or the philosophy of agriculture and gardening. With the theory of draining morasses and with an improved construction of the drill plough. 4to. 26.5 x 20.3 cm. viii, 612, [12]pp. 12 copperplates (some folding). Contemporary mottled calf, richly gilt, hinges weak. Some light foxing but a fine copy, handsomely bound. London: Printed by T. Bensley for J. Johnson, 1800.

\$375

FIRST EDITION of Erasmus Darwin's treatise on the principles of botany and their application to agriculture and gardening. This copy is unusually interesting for its extensive annotations and interleaved pages of manuscript in an elegant, legible, contemporary hand. A previous owner of the book attributed the notes to Richard Watson (1737–1816), bishop of Llandaff and professor of chemistry at Cambridge (see D.S.B.). King-Hele, *Erasmus Darwin* (1963) 58–62. Henrey III 615. Pritzel 2062. Wheeler Gift 621 (lightning rods to protect fields).

S33. DIXON, George (1755–1800?). A voyage round the world; but more particularly to the North-West coast of America. . . . 4to. 26.5 x 20.5 cm. xxix, [3], 360, 47pp. 23 plates, maps & charts including 1 extra-large folding (58.5 x

86.5 cm. in the plate). Contemporary half calf, rubbed. Some light foxing but a fine copy. Contemporary signature of Geo. Palliser on title. London: Goulding, 1789.

\$650

FIRST EDITION. Dixon was sent to trade in furs along the Canadian and Alaska coast. He discovered Queen Charlotte island, particularly rich in furs, and filled in many details of the geography of the coast, only sketched by Cook on his third voyage, on which Dixon also sailed. From Alaska, Dixon sailed to China with his cargo of furs to be traded for tea for England. D.N.B. Lada-Mocarski 43. Cox II 27–28. Maritime Museum I 139.

Albrecht Dürer's Masterpiece of Anatomical Art

S34. DÜRER, Albrecht (1471–1528). Vier Bücher von menschlicher Proportion. Folio. 30 x 20.5 cm. [132]ff. including 4 folding double-leaves. Woodcuts by Dürer on most page openings. Modern vellum, antique style. Repair to folding plates with minor loss of printed surface. Soiling in outer margins of some leaves & light foxing, but a very good copy. [Nuremberg: Formschneyder], 1528.

\$7500

FIRST EDITION. G-M 149. Written, designed, and profusely illustrated by Dürer, this is the first book on comparative, differential, and aesthetic anthropometry. In his study of the subject Dürer was, of course, influenced by the classic aesthetic treatises of Villard de Honnecourt, Vitruvius, Alberti, and Leonardo da Vinci. However Dürer's work on comparative or differential anthropometry—the study of the different physiques, i.e. fat, thin, tall, short, baby, child, and adult—was "entirely original" (Panofsky, *Life & art of Albrecht Dürer* [1955] 266–67).

Dürer's treatise is divided into 4 books. The first 2 deal with the proper proportions of the human form. The third changes the proportions according to mathematical rules, giving examples of fat and thin figures. The last book depicts the human figure in motion, and deals with foreshortening. The book is technically interesting because "it contains the first attempts to represent shades and shadows in wood engraving by means of crosshatching" (Choulant/Frank 145; also 141–47).

This is the only contribution to anatomical art by one of the greatest artists of all times. In artistic importance it may be compared only to the *Quaderni* of Leonardo, except that Dürer actually prepared his book for publication, supervising the printing of the first part just before his death, while Leonardo's drawings were not published until 1898–1916. "Albrecht Dürer found in woodcut the most perfect medium for the expression of his genius, and is perhaps the greatest figure in the whole history of the art" (Hind, *History of woodcut* [1935] 379). Bohatta, *Bibliographie der kunsttheoretischen Werke Albrecht Dürers* (1928) 17. Very rare, and not in Osler, Cushing, Waller, Reynolds or Wellcome.

S35. DURLING, Richard J. (b. 1932). A catalogue of sixteenth century printed books in the National Library of Medicine. 4to. xii, 698pp. Cloth. Bethesda, 1967.

\$40

G-M 6786.6. The best one-volume guide to 16th century medical imprints. Out of print.

S36. EUSTACHI, Bartholommeo (1520–74). *Explicatio tabularum anatomicarum Bartholomaei Eustachii, accedit tabularum editio nova, par Bernardi Siegfried ALBINI* (1697–1770). Folio. 41 x 26.5 cm. [4], 28, 277, [2]pp. 94

copperplates including outline plates. Contemporary calf, rebacked. Fine copy. Leiden: Langerak, 1744. \$1750

FIRST EDITION of Albinus' famous version of Eustachi's anatomical plates (1714), with newly engraved versions of the plates and a greatly expanded and annotated text. Choulant/Frank 202. Waller 337. Wellcome II 26.

S37. FULTON, John F. (1899-1960). A bibliography of two Oxford physiologists. Richard Lower 1631-1691. John Mayow 1643-1679. 8vo. 59, [3]pp. Illustrations of title pages. Original printed wrappers, uncut & unopened. Fine copy. Oxford: University Press, 1935. \$75

FIRST EDITION.

S38. GALTON, [Sir] Francis (1822-1911). Finger prints. 8vo. xvi, 216pp. 15 plates (some colored). Original cloth, mostly unopened. Spine faded but a good copy. London: Macmillan, 1892. \$275

FIRST EDITION. G-M 186. PMM 376. Galton, a cousin of Charles Darwin and the originator of eugenics, was among the first to develop a system for the use of finger prints in the identification of individuals. His book is a complete handbook for taking and classifying finger prints, and includes some highly unusual illustrations. Galton's effort resulted in the appointment in 1899 of a Royal Commission which came out in favor of the adoption of the system by the British police forces.

S39. GARRISON, Fielding H. (1870-1935). An introduction to the history of medicine, with medical chronology, suggestions for study, and bibliographic data. Fourth edition, reprinted. 8vo. 996pp. Text illustrations. Cloth. Philadelphia, [1929; reprint: c. 1970]. \$25

G-M 6408. Reprint of the best edition of Garrison's classic history which still remains unsurpassed for breadth of scope and brilliance of analysis and anecdote. Because of its depth of bibliographical detail, this is an essential supplement to the Garrison-Morton bibliography, or vice-versa.

S40. GARRISON-MORTON. A medical bibliography (Garrison and Morton). An annotated check-list of texts illustrating the history of medicine. [By] Leslie T. Morton. 8vo. 872pp. Original cloth, d.w. Philadelphia, 1970. \$40

Third and best edition of the standard annotated bibliographical handbook for the history of medicine, based on a checklist of standard primary and secondary sources originally compiled in 1912 by Fielding H. Garrison. The work presents annotated citations of the original publication of significant contributions, in both periodical and monograph form, listed in chronological order for each of more than 100 specialties and sub-specialties. Absolutely indispensable for anyone collecting rare medical or biological books, doing bio-medical historical research, or studying bio-medical history. (The reference "G-M" in our descriptions refers to this bibliography.)

S41. GESNER, Conrad (1516-65). *Historiae animalium lib. I de quadrupedis viviparis*. Folio. [40], 1104, [10]pp. (lacks final blank). Nearly 100 woodcuts. Full antique calf, contemporary armorial morocco center panels, richly gilt, inlaid in upper and lower covers, contemporary label mounted

on spine, g.e. Occasional dampstaining but a fine, tall copy. Zurich: Christopher Froschauer, 1551. \$2000

FIRST EDITION. PMM 77. G-M 280. Horblit 39. Wood 356. Nissen 1549.

S42. GOETHE, Johann Wolfgang von (1749-1832). *Versuch die Metamorphose der Pflanzen zu erklären*. 8vo. [6], 86pp. Contemporary boards, a little rubbed, but a fine copy. Gotha: C. W. Ettinger, 1790. \$1500

FIRST EDITION of Goethe's greatest botanical work. Following his fundamental, poetic belief in the unity of nature, Goethe argued that all plants derive from a "super-sensuous archetypal plant" or *Urpflanze*, which he perceived as an idea in the mind of nature. Individual genera, he believed, were modifications of this ideal type, a theory very close to Plato. Goethe had a flexible concept of species and followed Buffon's theory that differences in climate and food could lead to the evolution of one plant or animal species from another within the same genus. For this reason the above work has a place in the history of evolution. Goethe's concept of the ideal type gradually assumed the role of a common ancestor from which species evolved. However the extent to which Ernst Haeckel stamped Goethe as one of the foremost precursors of Darwinism seems quite unjustified. Magnus, *Goethe as a scientist* (1949) 37-80. Singer, *History of biology* 218-20. D.S.B. Pritzel 3452.

S43. GOGUET, [Antoine Yves] (1716-58). The origin of laws, arts, and sciences, and their progress among the most ancient nations. 3 vols., 8vo. 20 x 12.2 cm. c. 1200pp. 3 large folding tables & 9 plates. Contemporary mottled calf, gilt, morocco labels. Fine set. Old armorial bookplate of Lord Forbes. Edinburgh: Printed by Alex. Donaldson . . . , 1761. \$275

FIRST EDITION IN ENGLISH. Although the three-age system of the succession of the chief industrial materials from stone to bronze to iron was effectively formulated by Thomsen in 1836, there were many anticipations of this system, of which Goguet's appears to have directly helped Thomsen to formulate his hypothesis. Goguet's work first appeared in French in 1758 and was widely translated and reprinted thereafter. Heizer, ed., *Man's discovery of his past* (1962) 10-11. Wellcome III 132.

S44. GUILANDINUS (or Wieland), Melchior (c. 1520-89). *Papyrus, hoc est commentarius in tria C. Plinii majoris de papyro capita*. . . . 4to. [16], 280pp. Contemporary vellum, a little rubbed. Dampstaining throughout & worming in margin of some leaves but a good copy. Contemporary signatures on title & contemporary marginalia throughout. Venice: Ulm, 1572. \$450

FIRST EDITION. Important early work on papyrus consisting of a lengthy critical commentary on Pliny's classic account. Until the introduction of vellum in the late Roman era, the papyrus reed was the main source of writing material for books and documents in the ancient world. The commentator, Guilandinus, was director of the botanical garden at Padua and professor of medicine and botany there. He was a well-known polemicist, and also included (pp. 227-68) with this first edition is a polemic against Galen. D.S.B. Pritzel 3639. Brunet II 1814.

The "Humane" Way to Die

S45. [GUILLOTIN, Joseph-Ignace (1738-1814).] *Loi relative à la peine de mort, et au mode d'exécution qui sera suivi*

à l'avenir. Donné à Paris, le 25 mars 1792. 4to. 24.8 x 19 cm. 4pp. Modern marbled boards, gilt. Fine copy. [Angers: Mame, 1792.] \$450

The official proclamation on the use of the guillotine as a more humane method of execution, issued for the Department of Mayenne & Loire, with the approbation of the local officials. Devised by the physician/revolutionary whose name it bears, the guillotine was adopted by the Assembly in March, 1792, with the approval of Louis XVI, who enjoyed its humane benefits a few months later during the Reign of Terror.

S46. HALL, Basil (1788–1844). Account of a voyage of discovery to the west coast of Corea, and the great Loo-Choo Island. . . . 4to. 27 x 20.5 cm. xvi, [1], 222, cxxx, [72]pp. 8 handcolored aquatints, 2 uncolored plates & 5 charts. Half antique calf. Fine copy. London: Murray, 1818. \$300

FIRST EDITION. Abbey 558. Cordier 3009.

S47. HALLER, Albrecht von (1708–77). Eloge historique . . . avec un catalogue complet de ses oeuvres. [By Jean SENEBIER (1742–1809).] 8vo. 20 x 12.5 cm. [2], 104pp. Half antique calf, uncut. Light foxing on first & last leaves but a fine copy. Geneva: Bardin, 1773. \$375

FIRST EDITION. Supposedly the first bibliographical study of Haller. Senebier, in addition to his natural history and physiological researches, wrote a number of bibliographical works. D.S.B. N.B.G. Wellcome III 200.

Discovery of the Circulation

S48. HARVEY, William (1578–1657). De motu cordis & sanguinis in animalibus, anatomica exercitatio. Cum refutationibus Aemylii Parisani . . . et Iacobi Primirosii. . . . 4to. [4], 267, 84pp. 4 figures illustrating the valves in the veins on 2 copperplates. Contemporary vellum, repaired. Occasional light foxing, but a fine copy. Leiden: Maire, 1639. \$6000

Second complete edition, and the earliest edition which most collectors can ever hope to own. The chronologically second edition (1636) was extensively abridged, and did not even include the illustrations. In our edition Harvey's text is printed passage by passage alternately with refutations by Parisanus. These had been printed, with omissions, in the edition of 1636. Our edition is the first to include Primrose's *Exercitationes et animadversiones in librum, De motu cordis* (London, 1630), following Harvey's tract. Primrose was the first to oppose Harvey in print. Keynes 3. Weil, "Echo of Harvey's De motu cordis," *J. hist. med.* XII (1957) 167–74. See G-M 759. See PMM 127. See Dibner 123. See Horblit 46.

S49. HARVEY. Exercitatio anatomica de motu cordis & sanguinis . . . Accessit dissertatio de corde Doct. Jacobi de BACK. . . . Engraved title, [38], 216; [2], 219, [9]pp. 2 plates in text. Rotterdam: Leers, 1648. {2} VESLING, Jo[hann] (1598–1649). Syntagma anatomicum. . . . Engraved title, [22], 262 (some irregularities in numbering). A few text illustrations. Engraved title slightly cropped. Frankfurt: Beyer, 1641. 2 works in 1 vol., 12mo. 12 x 6.5 cm. Contemporary vellum. Some foxing. Very good copies. Contemporary signature of Geo. Palmes on endpaper & occasional contemporary annotations. 1641–48. \$950



Detail from S50. Harvey. With ownership inscription of Thomas Millington.

{1} Keynes 7.

{2} FIRST EDITION, Frankfurt issue, of Vesling's most important anatomical work, concerning which see under Bauhin in the main section of this catalogue. Included in the Vesling, with continuous pagination but separate titles, are short pieces on the circulation by Botallo and Folli. D.S.B. Waller 9933. See Osler 4166 & Reynolds 4206.

Most Important Advance in Embryology since Aristotle Sir Thomas Millington's Copy In Contemporary Red Morocco

S50. HARVEY. Exercitationes de generatione animalium. Quibus accedunt quaedam de partu: de membranis ac humoribus uteri: & de conceptione. 4to. 20.5 x 15 cm. [26], 1 blank, 301pp. Famous engraved fronts. of Jove seated on a pedestal, holding in his hands an egg inscribed, "Ex ovo omnia." Contemporary red morocco, gilt, skillfully rebacked. Text somewhat browned because of inferior paper. Lower margin of fronts. cropped (as in many copies) with loss of words "generatione animalium" on pedestal, but a fine copy with the signature of Thomas MILLINGTON (1628–1704) with his Greek inscription on upper margin of fronts. London: Pulleyn, 1651. \$4500

FIRST EDITION. G-M 467. Unlike *De motu cordis*, Harvey's book on embryology and generation is a large collection of observations on diverse subjects which cannot be easily summarized. Harvey began his work on "generation" as early as 1616, but he continued to refine and improve the book until late in life, considering it to be his masterpiece—of greater scientific importance than *De motu cordis*.

Patterning his book after Aristotle's treatise with the same title, Harvey was the first to disbelieve the traditional Aristotelian views on generation when his own painstakingly gathered evidence contradicted the text of his ancient master. Contrary to the prevailing belief in preformation, Harvey taught that all life developed epigenetically, either literally in an egg, or according to the analogy of the egg. His motto, "Ex ovo omnia," included in the frontispiece, summarized this crucial idea.

Harvey's emphasis on the egg led to the long search for the mammalian ovum—a search which was rewarded with Baer's discovery in 1827. On a different subject, Harvey's chapter on midwifery, included in *De generatione animalium*, is the first original work on the subject written by an Englishman. Needham, *History of embryology* (1959) 133–53. Gasking, *Investigations into generation* (1966) 16–36. Keynes 34. Wing H 1089. Osler 710. Wellcome II 219.

PROVENANCE

Sir Thomas Millington, the original owner of this copy, participated with Wilkins, Boyle, Wallis, Wren, and Willis in the original meetings of the "Invisible College," from which developed the Royal Society. Millington was also an original member of the Royal Society, and although we have no documentary evidence to prove a relationship, it seems very likely that Millington and Harvey would have known one another, especially since both were physicians. Millington did not publish original scientific researches of his own, but he did collaborate with Christopher Wren, the architect, and Richard Lower in a comprehensive program of brain and nerve dissection initiated and controlled by his teacher Thomas Willis, and published in Willis' celebrated *Cerebri anatome* (1664). In the preface to the book Willis acknowledges Millington's contribution. D.N.B.

S51. HARVEY. *Exercitationes de generatione animalium*. 12mo. 12.7 x 7 cm. 568, [6]pp. (including engraved title). Contemporary vellum, spine repaired & endpapers renewed, but a fine copy. Amsterdam: Elsevir, 1651. \$600

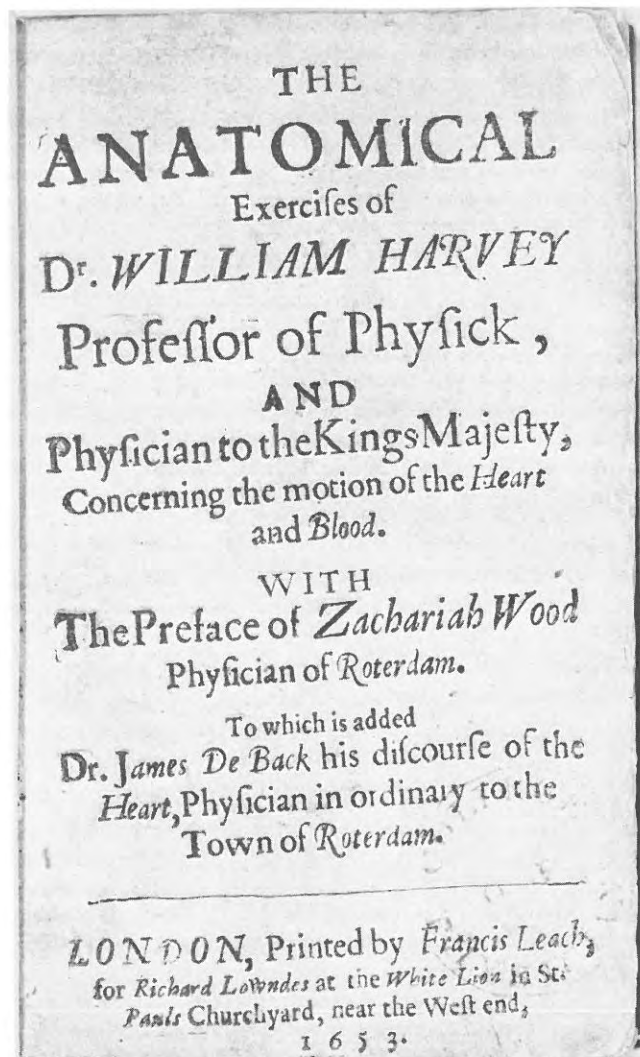
FIRST 12MO. EDITION. A total of 3 European editions were published at Amsterdam in 1651; the Elsevir is considered the first and finest of these. Keynes 36 & p. 49.

S52. HARVEY. *Exercitationes de generatione animalium*. 12mo. 13.2 x 7.5 cm. Engraved title, [32], blank, 415, [5]pp. Contemporary vellum, hinges weak. Very light dampstain on first few leaves. Very good copy. Amsterdam: Jansson, 1651. \$500

The second of the Amsterdam 12mo. editions. Keynes 37.

S53. HARVEY. *The anatomical exercises concerning the motion of the heart and blood. With the preface of Zachariah Wood . . . to which is added Dr. James de Back his discourse of the heart*. 8vo. 15 x 9.5 cm. [38], 111, [20], 123, [2], 86pp. (Lacks initial blank, but otherwise complete.) Full brown morocco, gilt. Faint stamp of Royal College of Physicians on title. Fine, crisp copy in slipcase. London: Richard Lowndes, 1653. \$5000

FIRST EDITION IN ENGLISH. See G-M 759. "A vigorous, if unpolished version of Harvey's book in contemporary language" (Keynes 19). This copy is of special interest, coming as it does from the Royal College of Physicians, in which Harvey was so active for so many years. Wing H 1083. Osler 708. Wellcome II 219.



S53.

S54. HARVEY. *Exercitationes anatomicae, de motu cordis & sanguinis . . . Quibus accenserunt Jo. WALAEI, de motu chyli & sanguinis, epistolae duae. Itemque dissertatio de corde* Doct. Jac. de BACK. . . . 12 mo. 12.2 x 7.2 cm. Engraved title, [40], 464, [24]pp. Folding plate. Contemporary calf, hinges weak. Very good copy. Contemporary inscription in margin of engraved title. London: Daniel, 1660 (engraved title dated 1661 as usual). \$600

Keynes 10. Wing H 1089.

S55. HARVEY. *Exercitationes anatomicae, de motu cordis & sanguinis circulatione . . . Accessit dissertatio de corde* Doct. Jacobi de BACK. . . . 12mo. 12.8 x 7.2 cm. Engraved title, [30], 285, [19]; 252, [24]pp. 2 plates in text. Contemporary vellum, rebound retaining original lettered spine. Some marginal dampstaining but a very good copy. Rotterdam: Leers, 1671 (engraved title dated 1661 as usual). \$450

Keynes 11.

S56. HARVEY. The anatomical exercises concerning the motion of the heart and blood. With the preface of Zachariah Wood, to which is added, Dr. James de Back, his discourse of the heart. 8vo. [24], 107, [20], 172 pp. Full antique calf, gilt. Very good copy. London: Richard Lowndes, 1673.

\$1500

Second edition in English, a reissue of the first English translation (1653). Keynes 20. Wing H 1084.

S57. HARVEY. Portrait engraving by Houbraken after the painting by Bommel in the collection of Dr. Richard Mead. 37 x 23.5 cm in the plate, with full margins. Matted. Fine condition. London: Knapton, 1739.

\$200

The finest engraved portrait of Harvey. Keynes, *Portraiture of William Harvey* (1949) III(d), reproduced as plate 15.

S58. HARVEY. Opera omnia. . . . 2vols., 4to. 27.2 x 21.5 cm. [8], xxxviii, [1], 312; [1], 313-673pp. Fine fronts. portrait engraved by J[ohn] Hall (1739-97) after Corn[eliu]s Jonson (van Ceulen, 1593-1664) & 1 plate. Contemporary calf, rebacked & edges restored. First & last leaves quite foxed but a very good set. Bookplate & small stamps on titles. [London: William Bowyer, 1766.]

\$600

There are only 2 editions (1737 & 1766) of Harvey's chief works in Latin, and this is by far the better, both from the standpoint of editing and for the fine frontispiece portrait, and handsome printing by Bowyer. A note on one of the bookplates indicates that this set belonged to medical historian J. Henry Dible.

S59. HARVEY. The works Translated from the Latin with a life of the author by Robert Willis, M.D. 8vo. xcvi, 624pp. Original blind-stamped cloth, gilt, t.e.g. Very good copy. London: Sydenham Society, 1847.

\$150

FIRST EDITION. G-M 61.1. The best edition of Harvey's collected works. Keynes 48.

S60. HARVEY. La circulation du sang. Des mouvements du coeur chez l'homme et chez les animaux. Deux reponses à Riolan. Traduction française avec une introduction historique et des notes par Charles RICHET. 8vo. [4], iii, 287pp. Text illustrations. Buckram, original printed wrappers bound in, uncut. Fine copy. Paris: Masson, 1879.

\$250

FIRST EDITION IN FRENCH. Important for the historical introduction and appendix in which Richet comments upon Harvey's work in light of the best contemporary knowledge of the physiology of the circulatory system. Keynes 28.

S61. HARVEY. Praelectiones anatomiae universalis. Edited with an autotype reproduction of the original by a committee of the Royal College of Physicians of London. 4to. viii pp., 98 plates reproducing the original MS., each plate accompanied by printed Latin text. Original half morocco, rubbed, rebacked retaining original spine, corners restored. Very good copy. London: J. & A. Churchill, 1886.

\$300

FIRST EDITION, limited to 300 copies, of Harvey's notes to his 1616 lectures, in which he first described his observations on the circulation of the blood. G-M 758. Keynes 52.

S62. HARVEY. {1} Facsimile reproduction of the diploma of doctor of medicine granted by the University of Padua to William Harvey, 1602. [12]pp. Reproduced in full color plus gold. Full calf, heavily gold-stamped in reproduction of the original binding, recased. {2} Notes to accompany a facsimile reproduction . . . with a translation, by J. F. Payne. 17pp. Original printed wrappers. Together. 4to. 24 x 17 cm. Fine condition. London: Privately printed at the Chiswick Press, 1908.

\$150

Only reproduction, and one of the scarcest and most unusual items in any Harvey collection. Published in an edition of only a few hundred copies from the original in the Royal College of Physicians. Keynes, *Life of Harvey* (1966), reproducing fronts. & p. 32.

S63. HARVEY. The anatomical exercises of Dr. William Harvey. De motu cordis 1628. De circulatione sanguinis 1649. The first English text of 1653 now newly edited by Geoffrey KEYNES. Issued on the occasion of the tercentenary celebration of the first publication of the text of *De motu cordis*. 8vo. xvi, 202pp., colophon. One copperplate. Original niger morocco, gilt, uncut. Fine copy. London: Nonesuch Press, [1928].

\$250

Finely printed edition of Harvey's classic works on the circulation of the blood, limited to 1450 copies. Keynes 25.

S64. HARVEY. An analysis of the De generatione animalium By Arthur William Meyer. 8vo. xx, 167pp. Illustrations. Cloth. Stanford, [1936].

\$30

S65. HARVEY. William Harvey [by] Louis Chauvois. [Translated from the French.] 8vo. 271pp. Illustrations. Cloth. New York, [1957].

\$20

S66. HARVEY. De motu locali animalium 1627. Edited, translated and introduced by Gweneth Whitteridge. 4to. xv, 163pp. Fronts. Cloth, d.w. Cambridge, 1959.

\$45

FIRST EDITION of a previously unpublished Harvey manuscript on the local movement of animals with special attention to the movement of muscle. This treatise was promised in the text of *De motu cordis* but was probably never put into final literary form. The work shows that Harvey's understanding of muscle and muscular contraction was advanced for his time. Limited to 1000 copies. Out of print.

S67. HIPPOCRATES (460-375 B.C.). [In Greek & Latin]: Opera omnia nunc recens Latina interpretatione & annotationibus illustrata Anutio FOESIO Adiecta sunt ad VI sectionem Palladii scholia nunc primum Latinitate donata. Thick folio. Over 1500pp. (not consecutively paginated). 17th century full brown morocco, richly gilt spine, gilt borders, g.e. Head & foot of spine repaired. Occasional browning & worming minutely affecting text on a few leaves, tear affecting 10 lines of LLL₁, with loss of a few words, but a fine copy. Frankfurt: Heirs of André Wechel, 1595.

\$850

FIRST PRINTING of the great bilingual *Opera omnia* of Hippocrates, edited by the distinguished French physician-Hellenist Anuce Foës (1528-95). This was the most important scholarly edition before that of Littré. Osler 144. Waller 4489. Durling 2319. Wellcome I 3188 (1596 date).

S68. HOLBROOK, John Edwards (1794–1871). North American herpetology; or, a description of the reptiles inhabiting the United States. 3 vols., 4to. c.400pp. 83 hand-colored lithographed plates. Errata slip facing title of vol. 2. Original cloth, uncut, handsomely rebounded in leather, endpapers renewed. Light foxing as in most copies but a fine set. Philadelphia: J. Dobson, 1836–38. \$3500

FIRST EDITION of the greatest American book on herpetology and one of the finest American color plate books on natural history. The book received "notable recognition in Europe where Holbrook was regarded as the leading American zoologist of his day" (D.A.B.). Like all of Holbrook's publications, the above work is very rare. A fourth volume to this set was also issued in 1838 but most of the sheets for that volume must have been destroyed as it is almost never found with the first three. Bennett, *Guide to U.S. color plate books* (1949) 57. Nissen 1890. Meisel, *Bibliography of American natural history* (1929) III 420.

S69. HOYLAND, John (1750–1831). A historical survey of the customs, habits & present state of the Gypsies. . . . 8vo. 21.3 x 13.1 cm. 265pp. Half morocco. A little light foxing but a fine copy. York: For the author . . . , 1816.

\$175

FIRST EDITION. Largely derived from Grellmann (see main section of catalogue), but with much additional material on Gypsies in England and Scotland. Black, *Gypsy bibliography* (1914) 2086. D.N.B.

S70. HUMBOLDT, Alexander von (1769–1859). Essai géognostique sur la gisement des roches dans les deux hémisphères. 8vo. viii, 379pp. Contemporary half calf, original front printed wrapper mounted on front pastedown. Fine copy. Paris: Levrault, 1823. \$300

FIRST EDITION, INSCRIBED, of the first study comparing the geological structure of the Alps in Europe with that of the South American Cordilleras, which Humboldt studied on his American journey. It is also a geological extension of Humboldt's plant geography which compares European flora with that of the South American Andes. It concludes with a chapter on what Humboldt calls "pasigraphy"—a method for the exact description of geognostical phenomena through the use of symbols analogous to the use of symbols and formulae in chemistry. Zittel 69 & 499. Univ. of Texas, Humboldt exhibit catalogue (1969) 29. Sabin 33711.

S71. HUMBOLDT. A geognostical essay on the superposition of rocks, in both hemispheres. Translated from the original French. 8vo. viii, 482pp. Half antique calf. Small library stamp on title. Fine copy. London: Longman . . . , 1823. \$200

FIRST EDITION IN ENGLISH. Sabin 33712.

Kosmos

S72. HUMBOLDT. Kosmos. Entwurf einer physischen Weltbeschreibung. 5 vols., 8vo. c.3000pp. Plus oblong folio atlas. 137pp. 42 chromolithographed thematic maps. Contemporary half morocco. Library stamp on titles but a fine set. Stuttgart & Tübingen, 1845–62. \$850

FIRST EDITION. PMM 320. Humboldt's survey of contemporary knowledge of the physical world and the cosmos, which occupied him for the last decades of his life. Because of the increasingly rapid growth of scientific data during the second half of the nineteenth century, Humboldt's survey was the last which could be undertaken by one man. Humboldt died before completing the fifth and final volume containing the index and bibliography. However, the index was prepared according to his specifications, and he credited each contemporary to whom he felt indebted. The work cites over 9,000 sources and is thus an important reference for the history of science. Because the index appeared four years after volume 4, many sets of the first edition lack this important final volume (1298pp.). D.S.B. Univ. of Texas, Humboldt exhibit catalogue (Austin, 1969) 34. Sabin 33726.

Hunter's Gravid Uterus

S73. HUNTER, William (1718–83). Anatomia uteri humani gravidi tabulis illustrata. The anatomy of the human gravid uterus exhibited in figures. Folio. 63 x 46.5 cm. [6], [34]pp. *Lacks dedication leaf.* 34 copperplates by Jan van Rymsdyk & others (2 engraved by Robert Strange), each with explanation facing in English & Latin. Early 19th half calf, rebounded. Outer edge of pl. viii worn, very slightly affecting surface of illustration. Some foxing but a very good copy. Birmingham: printed by John Baskerville, 1774. \$3000

FIRST EDITION. G-M 6157. Hunter's *magnum opus*, on which he labored for 30 years, and one of the most beautiful anatomical atlases ever published, "anatomically exact and artistically perfect" (Choulant/Frank 296–97). The largest book produced by the celebrated Baskerville press, and, except for a little book by Dalby (1762), the only medical imprint from that press. Together with Bodoni's edition of Santorini (1775), and the Bremer Press Vesalius (1934), this is one of the very few medical books issued by a private press. The original price was 6 guineas in boards, a huge sum in those days. Cutter & Viets 33–37, 183–84. Gaskell, *Baskerville bibliography* (1959) 56. Osler 3026. Waller 5004. Russell 452.

S74. KANT, Immanuel (1724–1804). Anthropologie in pragmatischer Hinsicht abgefasst. xiv, 334pp. Original boards, original paper label on spine, rubbed. Light foxing. Very good copy. Contemporary annotations on back fly-leaf. Königsberg: Nicolovius, 1798. \$450

FIRST EDITION. G-M 4969. This work helped to establish the threefold classification of mental experiences into knowing, feeling and willing which replaced the traditional twofold classification into cognition and appetite. Wolf, *History of science* . . . II (1952) 691–92.

Lamarckism

S75. LAMARCK, J[ean . . . de Monet de] (1744–1829). Système des animaux sans vertèbres, ou tableau général des classes, des ordres et des genres de ces animaux. . . . 8vo. 21.3 x 13.7 cm. viii, 432pp., leaf 402 bis. 8 tables (6 folding). Original pastepaper wrappers, uncut. Spine a little fragile but a very fine copy in a half morocco box. Paris: Chez l'auteur . . . , An IX-1801. \$750

FIRST EDITION. The "Discours d'Ouverture" which occupies the first 48pp. of text contains Lamarck's first published statement of the theory of the inheritance of acquired characteristics, generally called Lamarckism. While Lamarck's notion of the inheritance of acquired characteristics was inadequate to explain evolutionary development, it represented as important a contribution to the history of evolutionary theory as Hutton's theory of uniformitarianism or Darwin's theory of natural selection. Dibner 194. See G-M 216 & 316. Cole I 199.

Foundation of Cardiac Pathology
First State of Title Page,
Previously Unrecorded

S76. LANCISI, Giovanni Maria (1654-1720). De subitaneis mortibus libri duo. 4to. 23 x 16 cm. [22], 243pp. Woodcut arms of Pope Clement XI on title. Contemporary vellum. Skillful repair to outer margin of title. Title, half-title & first page of dedication skillfully washed, endpapers renewed, but a fine, crisp copy. Rome: Francisco Bugnani, 1707. \$2000

FIRST EDITION. G-M 2731. FIRST STATE of title page with woodcut arms of Pope Clement XI (6.5 x 6 cm) on title rather than the larger engraved version of these arms (9.5 x 12 cm) which appears

in recorded copies (see illustrations). Physician to Pope Clement XI, Lancisi undertook this study of sudden deaths under a papal directive after an unusual number of sudden deaths had occurred in Rome the previous year. Autopsies of the deceased persons showed that the deaths were often due to hypertrophy and dilatation of the heart, and to various kinds of valve defects. Lancisi was also the first to describe valvular vegetations, and his book includes an historical survey of the literature and a classification of the cardiac diseases then recognized. Leibowitz, *History of coronary heart disease* (1970) 74-75 suggests that Lancisi's work "must be the first epidemiological study of a non-communicable condition." Willius & Dry, *History of heart & circulation* (1948) 76-77. D.S.B. Wellcome III 441.

S77. LAWRENCE, W[illiam] (1783-1867). Lectures on physiology, zoology, and the natural history of man. . . . 8vo. xxiii, [1], 579pp. 12 plates mostly folding. Contemporary half calf, skillfully rebounded. Plates foxed & some lightly damp-stained but a very good copy. Contemporary inscription & stamp on verso of title, stamp on adverts., & library booklabel on front pastedown. London J. Callow, 1819. \$350

FIRST EDITION. Lawrence's account of the physical and mental variation of the races of man. D.S.B. Reynolds 2406. Wellcome III 462 & Cole II 204 (later eds.).


JO: MARIÆ LANCISII

Intimi Cubicularij, & Archiatri Pontificij

D E

SUBITANEIS MORTIBUS

LIBRI DUO.



ROMÆ, Typis Io: Francisci Buagni. MDCCVII.

SVPERIORVM PERMISSV.


JO: MARIÆ LANCISII

Intimi Cubicularij, & Archiatri Pontificij

D E

SUBITANEIS MORTIBUS

LIBRI DUO.



ROMÆ, Typis Io: Francisci Buagni. MDCCVII.

SVPERIORVM PERMISSV.

S76. 1st state of title, apparently previously unrecorded.

S76. 2nd state of title (illustrated for comparison purposes only and not for sale).

S78. LINNAEUS, Carl (1707–78). *Lachesis Lapponica*, or a tour in Lapland, now first published from the original manuscript journal . . . by James Edward SMITH (1759–1828). 2 vols., 8vo. 22.5 x 13.5 cm. xvi, 366; [2], 306pp., adverts. Text woodcuts after Linnaeus' sketches. Antique cloth-backed boards, uncut. Dampstaining in lower corner of vol. 2 but otherwise a fine set. Contemporary signature on titles. London: For White & Cochrane by Richard Taylor, 1811. \$375

FIRST EDITION. His early trip to Lapland initiated Linnaeus into broader scientific work. It also produced the *Flora lapponica* (1737) and the well-known portrait in Lapp dress. The journal shows many delightful personal touches, as well as being rich in impressively accurate information on the Lapps, animals, plants etc., which had all too often been the subject of fantastic stories. It was prepared for publication by the botanist James Edward Smith who had purchased Linnaeus' collections and brought them to England and who founded the Linnean Society. D.S.B. Blunt, *Life of Linnaeus* 40–72. Staffeu, *Linnaeus & the Linnaeans* (1971)7. Cox I 188.

S79. [MAILLET, Benoit de (1656–1738).] *Telliamed ou entretiens d'un philosophe indien avec un missionnaire françois sur la diminution de la mer, la formation de la terre, l'origine de l'homme, &c. Mise en ordre sur les mémoires de feu M. de Maillet.* Par J.A.G. 2 vols. in 1, 8vo. [10], cxix, [8], 208; [2], 231, [4]pp. Contemporary mottled calf, rebacked retaining richly gilt spine, red morocco label. Edges of spine a little chipped but a very fine copy. Amsterdam: l'Honoré et fils, 1748. \$450

FIRST EDITION of one of the most interesting and unusual early evolutionary treatises. "*Telliamed* was a fascinating book, and it was well publicized by its opponents [i.e., Voltaire]. It brought into sharp focus the concept of the evolution of the earth and organic life through the slow operation of natural forces, in spite of its cosmological trappings and the appendage of fantastic reports of transformism, and it was still being refuted in the middle of the nineteenth century by the anti-evolutionists" (Haber, *The age of the earth: Moses to Darwin* 108–112).

*First Book on Papal Physicians,
From the Library of Lorenz Heister,
With his Autograph Notes*

S80. MANDOSIO, Prospero (c. 1650–1709). *Theatron in quo maximorum Christiani orbis pontificum archiatros.* . . . 4to. 23 x 17 cm. 236pp. Contemporary vellum. Light foxing but a very good copy. With the signature of L[orenz] HEISTER (1683–1758) on title & several hundred words of his autograph notes penned on front & rear free endpapers & p. 94. Rome: Typis Francisci di Lazaris, 1696. \$850

PRESENTATION COPY, inscribed "Ex dono Auctoris" on free endpaper. Not inscribed to Heister, however, as he was only 13 at time of publication.

ONLY EDITION of the first book on the lives of papal physicians. The author came from a patrician family, and devoted himself to literary and biographical writings. This copy is of special interest for its extensive autograph notes by Lorenz Heister, one of the greatest surgeons of the 18th century, whose graphically illustrated treatise on surgery (G-M 5576) went through numerous editions in many languages. N.B.G. Osler 6727. Waller 16092.

Precursor of Darwin

S81. MATTHEW, Patrick (1790–1874). *Emigration fields. North America, the Cape, Australia, and New Zealand*, describing these countries, and giving a comparative view of the advantages they present to British settlers. 8vo. 19.5 x 13 cm. xi, 237pp. 3 folding maps. Original cloth, recased retaining original endpapers. Some foxing, but a very good copy. London: Longman . . . , 1839. \$400

FIRST EDITION of a practical plan for colonizing New Zealand and other regions, published during a time of intense social unrest in England. The author is best known today as one of the primary precursors of Darwin. Matthew's theory of evolution was broached as part of a larger treatise with the unlikely title of *On naval timber and arboriculture* (1839). In his second (and last) book above, Matthew repeated and expanded his theory of natural selection, in order to predict the influences of changing environmental conditions on society. Wells, "Historical context of natural selection: The case of Patrick Matthew," *J. hist. bio.* VI (1973) 225–58. Sabin 46884. Ferguson, *Bibliography of Australia* (1976) 2803.

S82. MEAD, Richard (1673–1754). A short discourse concerning pestilential contagion, and the methods to be used to prevent it. 8vo. 20 x 12 cm. [8], 59pp. Contemporary crimson morocco, gilt borders, g.e., rebacked, corners restored. Very good copy. Contemporary armorial bookplate. London: Buckley . . . , 1720. \$500

FIRST EDITION. G-M 5123. Mead was asked to give advice on the prevention of plague when the great 1719 Marseilles epidemic broke out; his response laid out the principles which have been followed since in England. D.N.B. Waller 6394 (3rd. ed., also 1720).

S83. MEAD. *Medica sacra: sive, de morbis insignioribus, qui in Bibliis memorantur, commentarius.* 8vo. 20.7 x 13 cm. [4], xix, [3], 108pp. Half antique calf. Foxing but a very good copy. London: Brindley, 1749. \$175

FIRST EDITION. D.N.B. Osler 82. Cushing M 245.

S84. MEDICAL INSTRUMENTS. BENNION, Elisabeth. *Antique medical instruments.* 4to. xii, [2], 355pp. 380 photographs (some in color). Cloth, d.w. Sotheby Parke Bernet & Univ. Calif. Press, [1979]. \$65

FIRST EDITION. The first book of its kind to be written, covering the history of medical and surgical instruments and accessories from the Middle Ages to 1870, and profusely illustrated with nearly 400 photographs.

S85. MORO, Abbé Anton Lazzaro (1687–1740). *De'cros-tacei e degli altri marini corpi che si trovano su' monti.* [14], 452pp. 8 fine copperplates. Contemporary calf, rubbed. Very good copy. Venice: Stefano Monti, 1740. \$450

FIRST EDITION of Moro's classic work on the origin of mountains. Because he lived in a highly volcanic area, Moro often had the opportunity to observe volcanic eruptions. He argued that "fossils found on mountains had originated where they were found, and that the mountains themselves had been upheaved from the sea by volcanic action. All continents and islands had also been upheaved in this way" (Zittel 32). Moro was also the first to make the distinction between primary and secondary mountains, or those unstratified and stratified. He also gave a complete account of the eruptions of Vesuvius from the year 79 A.D., and of the eruptions of Etna. Adams, *History of geological sciences* 365–72.

S86. NOTT, [Josiah] C. (1804–1873) & GLIDDEN, Geo[rge] R. Indigenous races of the earth. 8vo. 24 x 16 cm. 656pp. 9 lithographed plates. 1 large folding "Chart illustrative of the geographical distribution of monkeys, in their relation to that of some inferior types of men." *Lacks chart*, "Specimens of various races of mankind." Original cloth. Very good copy. Philadelphia: Lippincott, 1857. \$100

FIRST EDITION. Probably the most elaborate pseudo-scientific attempt to provide a rationale for slavery in the American South in the period just before the Civil War. In order to justify slavery, the authors had to show that some races were by nature inferior to others, and that these differences were hereditary or permanently created by nature, rather than produced by environmental influences. D.A.B.

S87. OKEN, Lorenz (1779–1851). A.L.S. to Geoffroy SAINT-HILAIRE (1772–1844). 2pp., 8vo., plus address, folded. Tear skillfully repaired but in fine condition. Zurich, 28 April, 18 [illeg. but after 1832]. \$500

Autograph letter from the German exponent of *Naturphilosophie* to the great French naturalist. Oken, professor at Jena, Munich and finally Zurich, was influenced by the writings of Kant and was himself one of the most notable and influential personalities in German natural philosophy. In addition to his contributions to the development of the modern cell doctrine, Oken founded *Isis* (1816–48) and instituted an annual meeting of scientists (1821). From the contents of the above letter, it appears that Saint-Hilaire was supporting Oken's candidacy for membership in the French Académie des sciences. Oken provides Saint-Hilaire with convincing background information on his career and lists his major discoveries in comparative anatomy: "oviducts in bivalves, "wolfien" bodies in mammals, the establishment of the dental system in mammals, the doctrine . . . of the unity of the fetal envelopes with the fetuses . . . the arrangement of the vertebrae according to the number of sensory organs, the principle of classification of plants and animals," etc. The date of the letter is not certain due to a small tear in the paper, but since it is written from Zurich, we can assume that the date is after 1832 when Oken first took up his position at the university there.

S88. OSLER, William (1849–1919). Bibliotheca Osleriana. A catalogue of books illustrating the history of medicine and science collected, arranged and annotated by Sir William Osler, Bt. and bequeathed to McGill University. Folio. 29 x 22.5 cm. xli, 792pp. Buckram. New copy. [Oxford, 1929.] Reprinted, Montreal, 1969. \$75

G-M 6772. Well-produced facsimile reprint, with important new 6pp. prologue by Lloyd G. Stevenson, and 6pp. of addenda and corrigenda. "This enormous bibliography of over 7,500 titles is . . . probably the most complete well-annotated bibliography in the history of medicine. It reveals Osler's character better than any of his writing and stands as a monument to him" (G-M). Most of the annotations were taken from Osler's own notes pencilled in his books. His comments on his own publications offer special insight.

Excessively Rare

S89. PANDER, [Heinrich Christian] (1794–1865). Beiträge zur Entwicklungsgeschichte des Hühnchens im Eye. Folio 32.2 x 22.6 cm. iv, 42pp. 11 copperplates after drawings by [Dr. Eduard d'Alton the elder (1772–1840)], 9 of them with key plates. 19th century half morocco, rebacked. Text somewhat browned & plates lightly foxed but a very good

copy with the stamp of [Charles Otis] WHITMAN (1842–1910) on endpaper & the signature of Howard B. Adelman on title & his annotations in text. 19th century inscription on fly-leaf & signature on title. Small stamp of Georg Baur of the Peabody Museum in New Haven on title. Würzburg, 1817. \$2500

FIRST EDITION of the excessively rare and finely illustrated monograph on the chick embryo, in which Pander announced his discovery of the trilaminar structure of the chick blastoderm, a term which he also coined. Although G-M 474 cites Pander's Latin dissertation published the same year, of which the illustrated monograph is an enlargement, it is the monograph in German which is the preferred work, and the only one to contain the d'Alton illustrations which "added very much to its value, his splendid monograph being noteworthy as the first in which the development of the chick is represented so completely by excellent drawings" (Meyer 316; also 315 & 320–21). Studying with Ignaz Döllinger & von Baer, Pander with this monograph realized Döllinger's hope for a new study of the chick embryo and provided von Baer with the impulse for his investigations which ultimately revolutionized embryology.

This copy has an especially outstanding provenance, coming from the libraries of two of the foremost American students of embryology and its history: Charles Otis Whitman, American pioneer in embryology and founder of the *Journal of Morphology*, the American Morphological Society and the Woods Hole Marine Biological Laboratory and Howard B. Adelman, the author of standard works on the embryological writings of Fabricius and Malpighi. Cushing P 39. Not in Waller, Osler or Reynolds.



S89.

S90. PAOLINO DA SAN BARTOLOMEO, Fra. A voyage to the East Indies [mostly India] . . . With notes and illustrations by John Reinhold FORSTER (1729–98) . . . Translated from the German by William Johnston. 8vo. 21 x 12.8 cm. xii, 478pp., adverts. 1 plate. Contemporary half calf, gilt, a little rubbed. Occasional light foxing. Very good copy. London: Printed by J. Davis . . . , 1800. \$275

FIRST EDITION IN ENGLISH, from the extensively annotated German version by Forster. The original appeared in Italian at Rome, 1796. Cox I 308.

S91. PARK, Mungo (1771–1806). Travels in the interior districts of Africa . . . With an appendix, containing geographical illustrations of Africa by Major Rennell. 4to. xxviii, 372, xcii, [2]pp. Fronts. cameo portrait of Park, 5 plates (2 botanical), 3 large folding maps (1 partly colored) & 2 leaves of printed music. Contemporary tree calf, rubbed, skillfully rebaked, endpapers renewed but a fine copy. London: Bulmer & Co. for the author, 1799. \$450

FIRST EDITION. PMM 253. Along with Livingstone's, the greatest account of African exploration written by a medical man. Before Park's expedition Europe had virtually no knowledge of the interior of Africa beyond the north-east regions and coastal zones. Park was an experienced botanist, as well as surgeon, and his account contains valuable botanical data, along with meteorological observations and commentary on the social and domestic life of the African natives. Cox I 394.

S92. PARK. Portrait miniature on ivory of Mungo Park. Original water-colour, showing Park half-length in blue double-breasted coat, linen neckerchief, head turned half right. Oval (9 x 7.5 cm.) in gilt metal frame, glazed and set into an ebonised wood outer frame (13.5 x 12.5 cm.). c. 1799. \$500

Almost identical with the miniature by H. Eldridge in the National Portrait Gallery, which was engraved by T. Dickinson for use as the frontispiece to Park's *Travels* published in 1799.

S93. PECQUET, Jean (1622–74). *Experimenta nova anatomica*. . . . 4to. 18.8 x 13.5 cm. [12], 108pp. Plates in text (1 full-page). Full morocco, gilt, by Sangorski & Sutcliffe. Small repair to inner margin of title, not affecting text. Royal College of Surgeons stamp on title. Fine copy. Paris: Cra-moisy, 1651. \$2750

FIRST EDITION. G-M 1095. Pecquet's discovery (in dogs) of the thoracic duct and its relation to the lacteals. Using a dog that was digesting, he described the thoracic duct, its entry into the subclavian veins, and the receptaculum chyli or chyle reservoir. The chyle reservoir had been sought after since Aselli's discovery (1622) of the chyloferous vessels (lacteals) in the dog. Researchers such as Vesling, Harvey and Wirsung were involved, but it was Pecquet, still a student at the time, who made the discovery, from experiments on dogs, cattle, pigs and sheep. Pecquet's work enabled Bartholin to further distinguish between the "chylous vessels" (lacteals) and the "lymphatics," and along with Rudbeck, to elaborate the entire lymphatic system. Pecquet himself attributed the movement of the lymph to respiratory movement, to transmitted pulsation from neighboring arteries and to compression by contracting muscle outside the ducts. D.S.B. Fishman & Richards 658.

Rothschuh 72. Waller 7278. Osler 3639 & Cushing P 191 (first 12mo. ed. only). See also under Pecquet in main section of this catalogue.

First Monographs of the Académie Royale des Sciences

S93a. [PERRAULT, Claude (1613–88).] {1} Extrait d'une lettre écrite à Monsieur de la Chambre, qui contient les observations qui ont esté faites sur un grand poisson disséqué dans la Bibliothèque du Roy . . . II. Observations qui ont été faites sur un lion disséqué. . . . 27pp., including integral blank. 2 folding copperplates. [Paris: Frédéric Léonard, 1667.] {2} Description anatomique d'un caméléon, d'un castor, d'un dromadaire, d'un ours, et d'une gazelle. 120pp. 5 large folding copperplates by Sebastien Leclerc (1637–1714) illustrating each of the animals in its natural habitat with diagrams of their internal organs. Paris: Frédéric Léonard, 1669. 2 vols. in 1, 4to. Contemporary calf, skillfully rebaked. Small marginal lacunae in title (approx 2 cm. sq.) filled in & a few tears in plates skillfully repaired with no loss of surface. Fine copy. Paris, 1667–69. \$1250

FIRST EDITIONS of the extremely rare first and third publications of the Académie Royale des Sciences, the first nationally sponsored scientific academy. {1} appeared anonymously and without title page, but is quite likely by Perrault, the leader of the comparative anatomists who were the vital core of the Académie and who "laid the foundations of our modern knowledge of comparative anatomy" (Cole, *History* 396). {2} is the preliminary report which was incorporated into the elaborate large folio *Mémoires pour servir à l'histoire naturelle des animaux* (1676) edited by Perrault for the Académie. Cole writing in 1944 considered both publications, but particularly {1}, to be very rare. Not in Wood.

Striking the Chains off the Insane

S94. PINEL, Ph[illippe] (1745–1826). *Traité médico-philosophique sur l'aliénation mentale, ou la manie*. 8vo. 19.7 x 11.7 cm. lvi, 318pp. 1 folding table & 2 copperplates. Contemporary half calf, richly gilt spine, a little rubbed. Occasional foxing. Very good copy. Contemporary signature on title. Paris: Richard . . . , An IX (1801). \$1000

FIRST EDITION. G-M 4922. The greatest humanitarian treatise in the history of psychiatry. In the wake of Liberté, Egalité, and Fraternité, Pinel struck the chains off the insane under his care at the Bicêtre in October, 1793. Acting more out of compassion than out of psychiatric insight, Pinel abolished brutal repression and replaced it with a humanitarian medical approach which culminated in the English non-restraint movement of the mid-nineteenth century. "Indeed Pinel did not intend to write a textbook or a sustained discourse . . . Rather he strung together his experiences under the powerful influence of regarding the insane as mentally sick human beings. It was in fact the largest collection up to that time of practical facts gathered from experience of the largest number of patients in one hospital—there were as many as 800 lunatics at the Bicêtre. Its message was to show how much could be achieved not only in the management of patients but also in their cure by individualized moral treatment in place of routine coercion by hunger and cold, chains and stripes, and the formidable bleedings and physicking of former times" (Hunter & Macalpine 603; also 602–10). Waller 7456. Cushing P 286.



480.

S95. PORTA, Giambattista della (1536–1605). *De humani physiognomonia libri IIII*. Large 4to. [4], 272pp. Title page with famous portrait of Porta. 81 fine copperplate engravings in the text. Antique vellum. Title page mounted. Repair affecting text slightly on p. 23. Insignificant worming, some dampstaining, but a good copy. Naples: Cacchio, 1586. \$950

FIRST EDITION. G-M 150. The foundation of physiognomy—the attempt to estimate human character by facial appearances. While we may laugh at this sort of theorizing today, many of us still judge people by their appearance. In the 18th century Porta's work was revived and greatly expanded upon by Lavater (1772 et seq.). Lavater in turn was partially the inspiration for phrenology which enjoyed such a fantastic vogue in the 19th century. There is the famous story that Captain Fitzroy, commander of the H.M.S.

Beagle, almost refused to accept Charles Darwin as the ship's naturalist because Fitzroy believed that no man with a nose shaped like Darwin's could possibly be a good scientist. Durling 3720.

S96. PRICHARD, James Cowles (1786–1848). *The natural history of man . . .* edited and enlarged by Edwin Norris. 2 vols., 8vo. 23.8 x 14.2 cm. xxiv, 343; vii, [343]–720pp. 62 plates (almost all hand-colored) & text illustrations. Original cloth, gilt, recased, but a fine set. London: Baillière, 1855. \$450

Fourth and best edition of this superbly illustrated condensation of Prichard's 5-vol. *Researches into the physical history of mankind*. Following in Blumenbach's footsteps, Prichard compared racial anatomy, endeavoring to show racial variation in humans comparable to

variation within accepted animal species. He was one of the first to conceive the possibility of a comparative psychology of the races, and his assemblage of data on the linguistic and cultural features of the peoples of the world was quite original in the context of race theory and has remained of lasting value. D.S.B. See PMM 303. See G-M 159 & 4928. Sabin II, col. 471.

Purkyně Cells

S97. PURKYNĚ, [Jan Evangelista] (1787–1896). Über die gangliöse Natur bestimmter Hirntheile. IN: Bericht über die gangliöse Natur bestimmter Hirntheile. IN: *Bericht über die Versammlung deutscher Naturforscher und Aerzte in Prag im September 1837*, 179–80, 1 plate. 4to. 27.5 x 22.2 cm. [6], 235, [3], 26pp. (lithographed facsimile signatures of participants at conference). 2 plates. Half antique calf, uncut. Occasional foxing. Very good copy. Prague: Haase, 1838. \$1500

FIRST EDITION. G-M 1396. Summary on pp. 177–80 of Purkyně's report to the Prague Conference on his microscopic studies of the brain, in which are presented the first adequate descriptions and illustrations of myelinated fibers, nerve cells with their nuclei and dendrites, and the "flask-shaped ganglionic bodies" known as "Purkyně cells." "The previously unknown ganglion cells of the central organs with their dendrites in various locations, Purkyně presented to his colleagues in illustrations from the substantia nigra, from the parts of the optic lobes, from the cerebral hemisphere and the cerebellum, and explained their significance in a brilliant manner" (John, *Jan Evangelista Purkyně* [1959] 31; also 32).

On pp. 174–75 is found the illustrated summary of Purkyně's report on his researches on gastric glands and digestion, including his discovery of the gastric glands, and his observations on the cellular structure of glands, which led him to study the digestive action of extracts of gastric and intestinal mucosae and of the pancreas, and to discover several new factors in the digestive process. D.S.B. Garrison/McHenry 153. Haymaker & Schiller 256–57.

S98. REISKE, Johann Jacob (1716–74) & FABER, Johann Ernst (1745–74). *Opuscula medica ex monumentis arabum et ebraeorum. Iterum recensuit . . . Christian Gottfried GRUNER* (1744–1815). [Text in Arabic & Latin.] 8vo. 21.5 x 11.5 cm. xxxii, 144pp. Old half morocco, gilt. Very good copy. Halle: Gebauer . . . , 1776. \$275

FIRST EDITION of Gruner's edition of these texts. Reiske, both a physician and Arabist, first published his text in 1746 under the title *Miscellaneae . . . ex arabum monumentis*; the text by the orientalist Faber concerns *manna*. For Gruner's contributions to the history of medicine see G-M 2376 & 5524. Hirsch.

S99. SCHOEPFF, Johann David (1752–1800). *Historia testudinum*. 6 pts., 4to. xii, 136pp. 35 very fine plates (numbered 1–32). Uncut & unopened, enclosed in original printed wrapper for pts. 1 & 2. Very fine copy in a cloth box. Erlangen: Palm, 1792–[1801]. \$750

FIRST EDITION, containing the first descriptions of several American turtles. Schoepff was the foremost German student of American natural history of his time. He is, of course, best known as the author of the *Reise durch einige der mittlern und südlichen vereinigten nordamerikanischen Staaten* (2 vols., 1788), one of the earliest and most

remarkable detailed studies of the natural history of the Southern United States. The highly regarded *Historia testudinum*, his last work, was published in 6 parts and unfinished at his death. It is beautifully illustrated with 35 engravings, numbered 1–32. Although the text calls for plates 34 & 35, these were never published D.A.B. Nissen 3742. Cole I 2067.

S100. SMITH, Samuel Stanhope (1750–1819). An essay on the causes of the variety of complexion and figure in the human species. 8vo. 21.5 x 13.5 cm. [4], 111, 31pp. Old half morocco. Foxing, but a very good copy. Philadelphia: Robert Aitken, 1787. \$375

FIRST EDITION of one of the first anthropological works produced in America. President of Princeton, Smith argued that racial differences were produced by environment, contradicting the prevalent theories of separate creations of discrete and different races. "Independently of revelation, he arrived at a belief in the genetic unity of mankind, ascribing the existence of racial types to the influences of climate and the 'state of society.' He gave much thought to the problem of slavery and devised a plan whereby, he believed, freedmen might become economically independent" (D.A.B.). Harris, *Rise of anthropological theory* (1969) 86–87. Evans 20712. Austin 1776.

S101. SMITH. An essay on the causes of the variety of complexion and figure in the human species. 8vo. 20 x 13 cm. 147pp. Contemporary calf. Hinges weak but a very good copy. London: Stockdale, 1789. \$125

Second English edition.

S102. SOEMMERRING, Samuel Thomas (1755–1830). *Icones organi auditus humani*. Folio. 38 x 26 cm. viii, 33pp. 9 plates (4 in outline) engraved by Rücker & Eckardt after C[hristian] Köck. Half antique calf. Foxing but a very good copy. Frankfurt: Varrentrapp & Wenner, 1806. \$400

FIRST EDITION IN LATIN, published the same year as the German original. See G-M 1554. Choulant/Frank 308. Waller 9047. For more see under Soemmerring in the main section of this catalogue.

S103. SOEMMERRING. *Icones organorum humanorum gustus et vocis*. Folio. 38.2 x 26.5 cm. vi, 6, ii, 6pp. 4 plates (2 in outline) engraved by Blaschke & Rücker after C[hristian] Köck. Half antique calf. Heavily foxed but a good copy. Frankfurt: Varrentrapp & Wenner, 1808. \$275

FIRST EDITION IN LATIN. See G-M 1455. "The representations of the tongue are of especially great value" (Choulant/Frank 309). Waller 9048.

S104. SOEMMERRING. *Icones organorum humanorum olfactus*. Folio. 38.2 x 26.5 cm. viii, 23pp. 9 plates (4 in outline) engraved by Schleich & Laminit after C[hristian] Köck. Half antique calf. Foxing but a very good copy. Frankfurt: Varrentrapp & Wenner, 1810. \$350

FIRST EDITION IN LATIN, published a year after the original German. See G-M 1454. Choulant/Frank 309. Waller 9049. For more see under Soemmerring in the main section of this catalogue.



S108. Tagliacozzi's magnum opus in plastic surgery.

S105. SPECTACLES. POULET, W. I. Atlas on the history of spectacles. II. Spectacles and the arts. 2 vols., large 4to. c. 1000pp. Lavishly illustrated (many full-page color). Cloth. Superbly produced. Bonn: Wayenborgh, 1978-79.

Vol. I: \$140 (price subject to change).

Vol. II: Price to be announced.

FIRST EDITION, ENGLISH LANGUAGE VERSION. A magnificent illustrated history of spectacles, printed on thick coated paper and finely bound, fully illustrated with more than 2000 photographs of spectacles from the celebrated collections of Professor O. Hallauer and Carl Zeiss in volume I and beautiful reproductions of paintings, engravings, drawings, etc. which relate to spectacles in volume II. The reproductions are accompanied by either photographs of the original spectacles depicted or if these were not available, the part of the picture showing the spectacles has been enlarged to show them in greater detail. Each volume may be purchased separately. A *deluxe version* is also available hand-bound in half morocco:

Deluxe. Vol. I: \$190 (price subject to change).

Vol. II: Price to be announced.

S105a. Standard edition of above.

Cloth: \$48 (\$68 after October, 1979).

Half morocco: \$98 (\$118 after October, 1979).

Comparative Anatomy & Neurophysiology

S106. SWAMMERDAM, Jan (1637-80). The book of nature; or, the history of insects . . . with the life of the author, by Herman BOERHAAVE. Translated from the Dutch and Latin original edition by Thomas Flloyd[sic], revised and improved by notes from Réaumur and others, by John Hill. Folio. 44.5 x 27.5 cm. xx, [8], 236, 152, lxiii, [12]pp. 53 copperplates, by an unknown artist under Swammerdam's direction, with a few by Swammerdam. Original calf-backed marbled boards, uncut, hinges repaired. Occasional light foxing, but a fine, uncut copy. London: Seyfert, 1758. \$1000

FIRST EDITION IN ENGLISH. "The foundation of our modern knowledge of the structure, metamorphosis and classification of insects. In addition there are equally valuable observations on the Crustacea . . . Mollusca . . . and the life-history and anatomy of the frog in both larval and adult stages. There is almost no end to the discoveries which were buried in the *Biblia naturae* and forgotten for more than a century [from the time of writing to its first publication, 1737-38]" (Cole, *History* 285; also 270-305). For example, Swammerdam's anatomy of the honey-bee is the first comprehensive account of that much-investigated insect. Swammerdam also proved that when a muscle contracts there is no increase in bulk, and so debunked the theory put forth by Erasistratus and still accepted in his own time that muscle contraction was due to the influx of nervous fluid inflating the muscle. However, he took the experimental results to mean that there was a discharge of nervous fluid when the muscle decreased in size. He must, nevertheless, be credited with recognizing the status of afferent and efferent nerves, and he clearly understood the difference between reflex and voluntary actions. Brazier, *Historical development of neurophysiology* 13. See Dibner 91. Cole I 731.

S107. [SWAMMERDAM]. *Observationes anatomicae selectiores Amstelodamensium* 1667-1673. Edited with an introduction by F. J. COLE, F.R.S. 12mo. 16.2 x 9.7 cm. [2], xi, 45; [2], 53, [8]pp. Fronts. portrait of Blaes & 12 plates (1 large folding). Original half morocco, gilt, uncut, t.e.g. Fine copy. University of Reading, 1938. \$225

Facsimile of the only edition of the rarest and least known of all the early works of comparative anatomy, printed by Robert GIBBINGS, with the illustrations re-engraved on wood, in an edition limited to 100 numbered copies. The Private College of Amsterdam, under whose auspices these works were originally published, was analogous to the "Invisible College" which preceded the Royal Society. Its most distinguished member was Swammerdam, who, along with Gerard Blaes (1626-82), claimed authorship of considerable sections of the above. The most important experiments contained here, on nerve-muscle physiology, were obviously inspired by Swammerdam, and are probably his earliest experimental work. Cole, *History* 330-41.

Plastic Surgery

S108. TAGLIACOZZI, Gaspare (1545-99). *De curtorum chirurgia per insitionem*. Folio. 31 x 21 cm. [28], 94, 1 blank, 95, 47, [32]pp. Engraved fronts. & 22 full-page woodcuts included in pagination. Woodcut 12 (*Ccc, verso*) not printed, and text for woodcut 16 (*Ccc, recto*) also not printed, but the original leaves are present and blind-impressions of the missing uninked woodcut and text are visible. 17th century calf, rebaked. Library

stamps on title & verso of fronts. Light dampstaining affecting lower right corner of some leaves, but a very good copy. Venice: Bindoni, 1597. \$6000

FIRST EDITION. G-M 5734. First issue, without license on verso of title. The greatest classic in the history of plastic surgery and one of the outstanding illustrated medical books of the Italian Renaissance. In our sentimental appreciation of the artistic and cultural achievements of the Renaissance we often forget what a violent period it was. Duels, street and tavern brawls, retaliatory attacks, the widespread cosmetic ravages of syphilis, and the injuries acquired in frequent wars all made for a strong demand for reconstructive plastic procedures. The penal code added to this demand by specifying the cutting off of noses and ears for various offenses.

Tagliacozzi's paramount role in the history of plastic surgery was twofold. First, he attempted to explode the erroneous beliefs shrouding the subject, and to combat the prejudices resulting from these misconceptions. He also made the greatest individual contribution toward establishing the feasibility and desirability of plastic operations, by making accessible to the scientific world surgical procedures which the Branca and Viano families had closely guarded for generations, and by improving these primitive techniques in the light of the best scientific knowledge of his day. In his book *On the surgery of mutilations by grafting*, the culmination of his life's work, published 2 years before his death, Tagliacozzi graphically describes the operative methods for correcting facial deformities which he had developed over many years of tireless and dedicated effort. The 22 beautiful full-page woodcuts depict the individual steps of the various operations as well as the postoperative results. "As a record of one man's achievement which marks the creation of a new field of surgery, this book endures as one of the great literary landmarks in the growth of the profession" (Zimmerman & Veith, *Great ideas in the history of surgery* [1967] 263; 261-67). Gnudi & Webster, *Life and times of Gaspare Tagliacozzi* (1950). Zeis 185, 299, 603, 1407, 1511. Waller 9451. Cushing T 16. Wellcome I 6210. *Harvard Italian 16th century books II* (1974) 488.

S109. [TULLY, Miss.] Narrative of a ten years' residence at Tripoli in Africa. . . . 4to. xiii, [3], 370pp. Folding map & 5 aquatint plates engraved by Havell & Son. Old purple calf, gilt. Inner margin of title & fronts. repaired but a fine copy. London: Henry Colburn, 1816. \$300

FIRST EDITION. Written in the form of letters from Miss Tully, the sister of Richard Tully, the British Consul at the Court of Tripoli. Because of the intimacy between the families of the Bashaw and the Consul, the details of court life are extraordinarily authentic and the hand-colored aquatints are particularly charming. Abbey 299.

"The Missing Link"

S110. TYSON, Edward (1650-1708). Orang-outang, sive homo sylvestris: or, the anatomy of a pygmie compared with that of monkey, an ape, and a man. . . . 4to. [12], 108, [2], 58, [2]pp. 8 folding copperplates engraved by Michael van der Gucht (1660-1725) after drawings by William Cowper. Contemporary panelled calf, rebounded, corners skillfully repaired. Insignificant worming limited to about 1 sq. cm. of outer margin of first 6 leaves, but a fine copy. London: Thomas Bennet, 1699. \$3750

FIRST EDITION. PMM 169. G-M 153. The earliest important study in comparative morphology, which first stated the relationship between man and the anthropoid ape. In his "Epistle dedicatory"

Tyson wrote that the chimpanzee, "coming nearest to Mankind: seems the Nexus of the Animal and Rational. . . ." His statement carried some weight because it was not merely a plausible speculation, but a conclusion based upon a thorough comparative anatomical and behavioral study of monkey, common ape, manlike ape, and man. Tyson's study had a powerful influence on all subsequent thought on man's place in nature, culminating in Huxley's book of that title (1863), and in Darwin's discussion of the subject in *The descent of man* (1871). "If it is true that the views of Huxley and Darwin in any way modified the thought of mankind as to its own origins, then it is to Tyson that the credit must be given for having initiated the line of thought, and backed it up with the evidence that was available to him, that ultimately led to that modification, and to all its varied effects upon our culture" (Ashley Montagu, introduction to facsimile reprint of *Orang-outang* [1966] 10).

The "orang-outang" which Tyson described was actually a juvenile chimpanzee, as this Malay term meaning "man of the woods" was generally used to describe any large ape during the 17th century. Cole, *History* 198-221. Wing T 3598. Cole 892. Osler 4139.

S111. VALLISNIERI, Antonio (1661-1730). Opere fisico-mediche stampate e manoscritte raccolte da Antonio suo figliuolo. 3 vols, folio. c. 1500pp. 96 excellent & frequently unusual copperplates. Contemporary mottled calf, richly gilt spines, a little rubbed. Edges of spines & some corners chipped, but a very good, internally fine set. Venice: Coleti, 1733. \$850



S12.

ONLY EDITION of Vallisneri's collected works, including a great deal of material printed for the first time. The author made fundamental contributions to comparative anatomy, geology, parasitology, and the spontaneous generation controversy. In comparative anatomy he wrote pioneer monographs on the ostrich (1712) and green tree-frog and chameleon, describing their protective coloration mechanism (1715; G-M 302). In geology Vallisneri figured many marine fossils and recognized the nature of a geological "fault." Following upon Redi's work in parasitology (1668, 1684), Vallisneri demonstrated that the larvi in galls originate in eggs deposited in the plants (1700). He compared the process of gall formation, as well as of infection of plants by aphids, to the transmission of disease. Singer, *History of biology* (1959) 208, 245, 317, 441.

S112. VALVERDE, Juan [de Hamusco] (fl. 1550). *Anatomia del corpo humano*. Folio. [18], 154 ff. Engraved title & 42 fine plates engraved [probably by Nicolas Beatrizet (b. 1515) after drawings by Gaspar Becerra (1520-70)]. Text woodcuts. Full antique vellum. Occasional light foxing & light dampstain in upper margin of last few leaves. Tear in lower corner of 1 plate leaf repaired with slight loss of text, but a very good copy. Old signature on title. Rome: Salamanca. . . , 1560 [printed by Niccolo Bevilacqua in Venice]. \$3500

FIRST EDITION IN ITALIAN, second issue (first, 1559). Valverde studied at Padua under Vesalius and Realdo Colombo, and based his extremely popular anatomy text on the *Fabrica*. Although

Cushing suggests that only 4 of the 42 plates appearing in the Spanish original (1556) and the Italian translation above are original, D.S.B. notes that Valverde offered 15 new illustrations and improved on Vesalius' illustrations: "He also made more than sixty corrections and additions to Vesalius' work, including the description of the stapes of the ear, the short palmar muscle, the human uterus, and in particular the true nature of the cardiac septum. On the basis of experiments performed with Realdo Colombo, Valverde corrected Galen's and Vesalius' idea that blood passed through the septum from the right ventricle to the left, and he gave an accurate and correct description of the pulmonary circuit of the blood." Valverde claimed originality in the description of the pulmonary circuit, but according to Fishman & Richards, *Circulation of the blood* (1964) 25, he merely published what he had learned from Colombo prior to Colombo and without acknowledging him.

Valverde's text is also cited (Keys, *History of surgical anesthesia* [1963] 11 & 104 & Osler 576) for an early European description of use of compression of nerves and blood vessels near the region to be operated on as an anesthetic technique. Cushing, *Bio-bibliography of Vesalius* (1962) VI.D-36; also pp. 146-47. Choulant/Frank 205-08. Durling 4532, Wellcome I 6467, Waller 9800, Reynolds 4170, Cushing V 15—all citing this issue.

The Greatest & Most Beautiful Book in the History of Medicine

S113. VESALIUS, Andreas (1514-64). *De humani corporis fabrica libri septem*. Folio. 40.5 x 28 cm. [12], 663 (mis-



514. De Veer.

numbered 659), [36]pp. Famous woodcut title, portrait of Vesalius, 19 full-page woodcuts (2 folding) & hundreds of historiated initials & woodcuts in the text, all after drawings by Vesalius & artists from the school of TITIAN. Contemporary or 17th century calf, rubbed, corners restored, endpapers renewed. Restoration to margins of title page & 9 x 3 cm. piece in lower left corner of title page in facsimile. Folding chart m₃ skillfully mounted on silk. Lower right corner of m₄ in facsimile, affecting about 45 words of text. But otherwise a fine copy in a half morocco case. Basel: Johannes Oporinus, 1543. \$15,000

FIRST EDITION. PMM 71. G-M 375. Published the same year as Copernicus' *De revolutionibus*, Vesalius' *Fabrica* revolutionized medicine and the life sciences much as Copernicus' work revolutionized astronomy. In contrast to Copernicus' entirely theoretical treatise, the *Fabrica* established modern observational science and research by teaching physicians how to derive accurate information about the anatomy and physiology of the human body from actual dissection and careful observations. Just as Copernicus' *De revolutionibus* is ultimately responsible for transforming man's conception of his place in the universe, Vesalius' *Fabrica* is ultimately responsible for revolutionizing man's knowledge of himself and other living things.

Not only is the *Fabrica* the foundation of the modern scientific study of the human body, it is the most beautiful book in the history of medicine, and one of the most noble and magnificent volumes in the history of printing, uniquely blending illustration, text and typography to achieve an unsurpassed work of creative art in the true spirit of the Renaissance. Cushing, *Bio-bibliography of Vesalius* (1962) VI. A-1. Horblit 98. Dibner 122.

S114. VESALIUS. De humani corporis fabrica. . . . Folio. [12], 510, [44]pp. 18th century mottled calf, richly gilt spine. Contemporary ownership inscription on recto & verso of title. Very good copy. Venice: Francesco dei Franceschi & Joannes Criegher, 1568. \$3750

Fourth edition, with the wood-blocks recut in smaller size by the Pomeranian engraver, Joannes Criegher. "The skeletal and muscle figures, for example, were reduced about ten centimetres in height, to about two-thirds their former size, and their panoramic landscape background was replaced by something simpler. New woodcut capital initials of two sizes were especially engraved for the book, though they are inferior to those of the Basel editions. The new woodcuts for the illustrations, however, were so well executed that the engraver might almost have passed for the same person who in Venice at the behest of Vesalius had cut the original blocks for the larger work" (Cushing VI.A.-4). Durling 4580.

S115. VESALIUS. The iconography of Andreas Vesalius paintings, pictures, engravings, illustrations, sculpture, medals. With notes, critical, literary, and bibliographical. By M. H. SPIELMANN. 4to. xxxvii, 243pp. 68 plates & numerous illustrations in text & large folding linen-backed plate in front pocket. Original cloth, gilt. Fine copy. London: John Bale, 1925. \$150

The best work on the subject to date and very scarce. Cushing 371.

Finest Scientific Book
By a Modern Private Press

S116. VESALIUS. Icones anatomicae. Folio 54 x 37.5 cm. 189ff. Original half white pigskin over dark grey boards, by Frieda Thiersch. Very fine copy, in the original box. New York & Munich: Printed by the Bremer Press for the New York Academy of Medicine & the University of Munich, 1934. \$2250

Reprints on the finest hand-made rag paper, and with the greatest possible care and craftsmanship, the 227 original woodblocks found in the University of Munich together with the woodblock for the title page of the second edition of the *Fabrica* found in the University of Louvain. The missing woodblocks were reproduced photographically, along with all the illustrations from Vesalius' other works. The original descriptive Latin text for the illustrations is interspersed in finely set letterpress on thinner paper. One of 615 numbered copies. 110 other copies without the text were sold in Munich in a different binding. All of the original woodblocks were destroyed in the bombing of Munich in 1943. Cushing VI.A.-16.

S117. VESALIUS. A bio-bibliography of Andreas Vesalius by Harvey CUSHING. 4to. xxxviii, 229pp. 89 text illustrations (some full-page). Original half-morocco, gilt. Fine copy. New York: Schuman's, 1943. \$250

FIRST EDITION of Cushing's classic bio-bibliography, and a far more beautifully produced book than the cheap facsimile reprint of 1962. Although Cushing collected rare medical books on a wide scale, his central interest was Vesalius and his influence. This posthumously published bio-bibliography is the result of more than thirty years of research and collecting. Like Lefanu's work on Jenner, this study is a model of its type. Limited to 800 copies.

S118. VESALIUS. De humani corporis fabrica . . . [Basel, 1543]. Facsimile reprint on excellent paper, handsomely bound in imitation leather. Brussels, 1974. \$175

S119. VICO, Giambattista (1668-1744). Principii de scienza nuova. 2 vols. in 1, 8vo. [16], 526, [4]pp. Portrait of Vico & allegorical fronts. engraved by Fran[cisco] Sesone (1705-?). Fronts. after Dom[enico] Vaccaro (1680-1750?). Folding table. Contemporary half calf. Light browning, small stamps on title but a fine copy. Naples: Stamperia Muziana, 1744. \$650

Third and definitive edition, extensively revised and enlarged. See PMM 184 (citing first edition, 1725). The *Scienza nuova* remains one of the most enigmatic, least understood, and yet one of the most influential treatises in the history of ideas. Vico was the first to formulate a systematic method for historical research, which he applied to such subjects as language, myth and tradition, society and institutions, and justice and natural law. While some of Vico's ideas struck later thinkers with the force of revelation, his over-all thought embraced too many different aspects of too many cultural epochs, implied the dissolution of too many traditions and commonplaces, and presented too original a synthesis to be properly understood at the time of its formulation, or for a long time thereafter. Instead, much of his thinking percolated through intellectual life as ideas



ANDREAE VESALII
BRUXELLENSIS, SCHOLAE
medicorum Patavinae professoris, de
Humani corporis fabrica
Libri septem.

IN CAESAREAE
Macti, Galliarum Regis, ac Senatus Veneti gra-
tia et privilegio, ut in diplomatis eorundem continetur.

BASILEAE.

unrelated to their originator. The unusual diversity of Vico's direct and indirect influence on various aspects of Western thought was not long ago examined in a 600-page collective work: *Giambattista Vico: an international symposium* (ed. Tagliacozzo, 1969).

S120. VOGT, Carl (1817–95). Lectures on man: his place in creation, and in the history of the earth. Edited by James Hunt. 8vo. 22 x 15 cm. xxii, 475pp. Text illustrations. Original cloth, recased, endpapers renewed. Library blind-stamp on title. Very good copy. London: Longman . . . , 1864. \$100

FIRST EDITION, INSCRIBED by the editor on half-title. Contemporaneous with and similar to, if even more comprehensive than, Huxley's *Man's place in nature*. Controversial for his evolutionary views, the author was known in some circles as "Monkey Vogt." E.B.

S121. Bibliotheca WALLERIANA. The books illustrating the history of medicine and science collected by Dr. Erik Waller and bequeathed to the Library of the Royal University of Uppsala . . . compiled by Hans Sallander. 2 vols., 4to. xi, 471; [6], 494pp. 55 fine tinted plates. Original buckram, d. w. Mint set. Stockholm, 1955. \$150

G-M 6786.2. Superb catalogue of the largest of the great privately collected medical libraries, and the most comprehensive for European material. Extremely useful for the full collations. Contains 23,000 items, including 150 incunabula. Extensively illustrated. Limited to 1600 copies.

S122. WATERTON, Charles (1782–1865). Wanderings in South America . . . With original instructions for the perfect preservation of birds, etc. 4to. vii, 326pp. Fronts. Original boards, uncut, rebacked. A little worn, fronts. foxed & some offsetting onto title, but a very good copy. Contemporary signature on endpaper. London: J. Mawman, 1825. \$350

FIRST EDITION. G-M 2074. One of the earliest accounts of curare. Waterton specifically set out for the Guyana region of South America to obtain curare, and he gives detailed descriptions of the paralysing effects of this poison (called "wourali" in his account), its preparation by distillation, and the blowpipe and darts used to deliver it. On his return to England, Waterton conducted experiments with curare. His researches, in collaboration with veterinarian William Sewell and surgeon Benjamin Brodie, stimulated interest in its medical uses.

In addition to curare, Waterton obtained specimens of South American animals, for the preservation of which he developed a new and advanced taxidermic technique of removing the whole interior and preserving only the skin and exterior parts with an alcohol solution of mercuric perchloride. This technique, which enabled him to assemble an outstanding collection of birds, reptiles, etc., is also described in the *Wanderings*. D.S.B. McIntyre, *Curare* (1947) 20 ff. Sabin 102094.

S123. WHITE, Charles (1728–1813). An account of the regular gradation in man. . . . 4to. 27 x 21.5 cm. [2], xii, 138, [cxxxix]–cixvi, [139]–146 pp. 4 plates (3 large folding). Contemporary half morocco, gilt, rubbed. Plates a little foxed but a very good copy. London: C. Dilly, 1799. \$450

FIRST EDITION of the chief 18th century attempt to explain the anatomical similarities and differences between man and the great apes using Blumenbach's newly created science of anthropology as a justification for racial prejudices. White based the book on the "chain of being" concept as developed by Bonnet, citing prominent comparative anatomists to argue that the Negro occupies that step on the ladder between the Caucasian and the ape. Such an overtly racist position was taken by some scientists well into the 1870's. However, while its derivatives are still popular, this delusion is fortunately no longer fashionable in scientific circles. The fine illustrations depict the "chain of being" and visually compare the Negro and the Caucasian to the apes. The appendix translates passages from SOEMMER-RING's 1785 essay on the comparative anatomy of the Negro and European. While White makes some interesting suggestions from the point of view of evolution, his work was unknown to Darwin D.S.B. Cole I 2107.

S124. WINCKELMANN, Johann [Joachim] (1717–72). Geschichte der Kunst des Alterthums. 2 vols. in 1, 4to. lii, 431, [32]pp. Engraved vignettes on titles & copperplates in text. Half morocco. Fine copy. Dresden: Walther, 1764. \$850

FIRST EDITION of Winckelmann's monumental history of ancient art. PMM 210. More than a great history, this work was immediately recognized as a permanent contribution to German literature. It was, in fact, the first work in the German language to achieve universal acclaim. "Winckelmann had drawn attention for the first time to the importance of Greek ideals for the modern world, and, with his unique acquaintance with the surviving examples of classical art, amplified by wide and specialized reading, his authority was unquestioned. It is now known that he was sometimes led astray by late Hellenic or Roman copies of Greek works; but this has not weakened the novelty and importance of his thesis" (PMM). Ebert 24020.

BIBLIOGRAPHY

Some major references used which are not listed for sale in the catalogue.

- B.M.C. British Museum general catalogue of printed books to 1955 (1967).
- B.M.C. (N.H.). Catalogue of the books . . . in the British Museum (natural history) (1964).
- CHOUANT/FRANK, History & bibliography of anatomic illustration (1945).
- CLARKE & O'MALLEY, Human brain & spinal cord (1968).
- COLE, History of comparative anatomy (1949).
- COLE, Library of early medicine & zoology (1969-75).
- COX, Reference guide to the literature of travel (1935-49).
- D.A.B. Dictionary of American biography.
- D.N.B. Dictionary of national biography.
- D.S.B. Dictionary of scientific biography.
- DIBNER, Heralds of science (1969).
- DUVEEN, Bibliotheca alchemica & chemica (1949).
- E.B. Encyclopedia Britannica.
- FERGUSON, Bibliotheca chemica (1906).
- FISHMAN & RICHARDS, Circulation of the blood (1964).
- GARRISON/McHENRY, History of neurology (1969).
- HAYMAKER & SCHILLER, Founders of neurology (1970).
- HIRSCH, Biographisches Lexikon der hervorragenden Ärzte (1962).
- HORBLIT, One hundred books famous in science (1964).

- KEYNES, Bibliography of the writings of Dr. William Harvey (1953).
- MEYER, Rise of embryology (1939).
- N.B.G. Nouvelle biographie générale.
- NEEDHAM, History of embryology (1959).
- NEU, Chemical, medical & pharmaceutical books printed before 1800 (1965).
- NISSEN, Botanische Buchillustration (1966).
- Zoologische Buchillustration (1959).
- PMM. Printing & the mind of man (1967).
- PRITZEL, Thesaurus literaturae botanicae . . . (1950).
- REYNOLDS, Rare books & collections of the Reynolds Historical Library (1968).
- ROTHSCHUH, History of physiology (1973).
- SABIN, Dictionary of books relating to America (1868 reprinted).
- S.T.C. Short title catalogue of books printed in England, Scotland & Ireland, 1475-1640 (1956-76).
- THORNDIKE, History of magic & experimental science (1923-41).
- WELLCOME, Catalogue of printed books in the Wellcome Historical Medical Library (1962-76).
- WILLIUS & DRY, History of heart & circulation (1948).
- WILLIUS & KEYS, Cardiac classics (1941).
- WING, Short-title catalogue of books printed in England, Scotland & Ireland, 1641-1700 (1945-72).
- WOOD, Introduction to the literature of vertebrate zoology (1931).
- ZITTEL, History of geology & paleontology (1962).

OUR PREVIOUS CATALOGUES

1. Rare books, manuscripts & prints in the history of medicine & the life sciences. 400 items from the 15th to 20th centuries. Illustrated. 8" x 10½". 94pp. 1971. \$10
2. Medicine & the life sciences. Over 700 rare books, manuscripts and prints from the 15th to 20th centuries. Illustrated. 8½" x 11". 124pp. 1975. *Out of print.*
3. Catalysts: Books which influenced western civilization. Over 400 rare books on approximately 100 diverse subjects from the 15th to 20th centuries. 60 illustrations. 8½" x 11". 120pp. 1977. \$7
4. Medicine & the life sciences. 1150 rare books, manuscripts and prints from the 15th to 20th centuries. 60 illustrations. Cover in full color. 8½" x 11". 159pp. 1978. \$10
5. Science and technology. Over 400 items from the 15th to 20th centuries, including an important collection relating to Leonardo da Vinci. c. 60 illustrations. 8½" x 11". 87pp. 1978. \$7

